

# Big Sky Conference FOOTBALL

2011

HOME OF THE DIVISION I  
NATIONAL CHAMPIONS  
EASTERN WASHINGTON

EASTERN WASHINGTON IDAHO STATE MONTANA MONTANA STATE NORTHERN ARIZONA  
NORTHERN COLORADO PORTLAND STATE SACRAMENTO STATE WEBER STATE

# BIG SKY CONFERENCE FOOTBALL



2491 Washington Blvd., Suite 201  
Ogden, Utah 84401  
**Phone:** 801.392.1978  
**Fax:** 801.392.5568  
**Website:** www.bigskyconf.com

## FOOTBALL CHAMPIONSHIP SUBDIVISION

Division I-AA football is no more. The Big Sky Conference competes in the NCAA Football Championship Subdivision, or the FCS. Our playoffs and national championship game is now called the NCAA Division I Football Championship. We expect all of those involved in the college football community to spread the word about the name change.

### INTERNET

The official Web site of the Big Sky Conference can be accessed by visiting [www.bigskyconf.com](http://www.bigskyconf.com). Weekly game notes, news releases, statistics and standings are updated on the Web site. Football statistics are updated on Sunday mornings following Saturday games on the Web site.

### PLAYER OF THE WEEK

Each week of the 2011 football season the Big Sky Conference office selects an offensive, defensive and special teams player of the week. Each week's winners are announced Mondays by noon via a PDF document email and are also made available on the Web site. Nominations are made by each institution's sports information director.

### WEEKLY PRESS RELEASE

The Big Sky Conference media relations department produces a weekly football release every Monday during the season. Media can receive the releases as a PDF document via email by contacting Jon Kasper at 801.392.1978 ext. 16 or by email at [jkasper@bigskyconference.org](mailto:jkasper@bigskyconference.org).

### ALL-CONFERENCE/INDIVIDUAL AWARDS

Following completion of the regular season the Big Sky names First Team, Second Team and Honorable Mention All-Conference teams. Individual awards consist of Offensive Player of the Year, Defensive Player of the Year, Newcomer of the Year and Coach of the Year.

### BIG SKY CONFERENCE OFFICE STAFF

Commissioner..... Douglas Fullerton  
Associate Commissioner..... Ron Loghry  
Asst. Commissioner/Media Relations..... Jon Kasper  
Asst. Commissioner/Compliance..... Jaynee Nadolski  
Marketing Director..... Tanner Gooch  
Media Relations Director..... Megan Lobdell  
Media Relations Intern..... Alyssa Askew  
Supervisor of Football Officials..... Doug Toole  
Supervisor of Basketball/Volleyball Officials..... Marla Denham  
Administrative Assistant..... Janet Carpenter  
Business Manager..... Christy Hatley

## TABLE OF CONTENTS

Conference History.....	2
Big Sky Conference Football History.....	3
Big Sky SID Directory.....	4
Division I National Championship.....	5
Big Sky and Pro Football.....	6
2011 Composite Schedule.....	7
Big Sky Media.....	8
Returning All-Conference Performers.....	9
Returning Statistical Leaders.....	10
2010 Season In Review.....	11-14
Final 2010 Statistics.....	15-20
2010 Week-by-Week Scores.....	21
Team Pages (See Below for Breakdown).....	22-57
Composite All-Time Standings.....	58
Composite Coaching Records.....	59
Year-by-Year Final Standings.....	60-65
Year-by-Year All-Conference Teams.....	66-79
Multiple First Team All-Big Sky Selections.....	80-81
Annual Award Winners.....	82
All-Academic Teams.....	83-86
Big Sky Individual Records.....	87-89
Big Sky Team Records.....	90-91
Individual Career and Season Bests.....	92-111
Year-by-Year Team Leaders.....	112-113
Offensive Football Trends.....	114-115
Defensive Football Trends.....	116-117
Attendance Figures and Records.....	118
Postseason History.....	119-121
Big Sky in the Final Polls.....	122
FCS Playoff Results.....	123-124
Academic All-America Selections.....	125
All-America Selections.....	126-127
Big Sky Players In Postseason All-Star Games.....	128
Past Big Sky Players of the Week.....	129-133
Big Sky Players Drafted by the NFL.....	134-136

## INDIVIDUAL TEAM PAGES

Eastern Washington.....	22-25
Idaho State.....	26-29
Montana.....	30-33
Montana State.....	34-37
Northern Arizona.....	38-41
Northern Colorado.....	42-45
Portland State.....	46-49
Sacramento State.....	50-53
Weber State.....	54-57

## CREDITS

The 2011 Big Sky Conference media guide was produced by the Big Sky Conference. It was written and edited by Jon Kasper. Front cover designed by Mackenzie Kasper. A special thanks to the nine Big Sky institutional media relations staffs and photo departments for all their help putting the guide together.

# BIG SKY CONFERENCE HISTORY

The Big Sky Conference enters its 49th year of athletic competition in 2011-12. The Big Sky is an NCAA Division I member in all sports, with member institutions classified in the Football Championship Subdivision (formerly I-AA). For the sixth and final year, the Big Sky is a nine-team league.

The current lineup includes Eastern Washington, Idaho State, Montana, Montana State, Northern Arizona, Northern Colorado, Portland State, Sacramento State and Weber State. Northern Colorado is the newest member of the league, having joined the conference in 2006.

The Big Sky will expand to an 11-team league with 13 football-playing members on July 1, 2012. Southern Utah University and the University of North Dakota will join as full members. Cal Poly and UC Davis will join as football-affiliate members.

The league has become one of the strongest Division I conferences in the West and is a national leader in the Football Championship Subdivision. Six times, Big Sky teams have won the Division I National Championship, including Eastern Washington in 2010. A Big Sky team has played for the national championship each of the past three seasons.

The Big Sky Conference was established in 1963 by six charter members – Idaho, Idaho State, Gonzaga, Montana, Montana State and Weber State. Those six schools formed the foundation of the Big Sky before the league expanded in 1970 by adding Boise State and Northern Arizona. Gonzaga left the Sky in 1979 and was replaced by Nevada, which gave the league eight members. The conference grew to nine schools in 1987 with the addition of Eastern Washington.

The 1990s saw change in the makeup of the league, beginning in 1992 when Nevada departed and put the Big Sky back at eight teams. In 1996 Boise State and Idaho left and at the same time the conference added Portland State, Sacramento State and Cal State Northridge. The Big Sky maintained nine teams for five years before Cal State Northridge departed in the spring of 2001.

The Big Sky spreads across eight states spanning from the Pacific Ocean to the Rocky Mountain Front. The Big Sky is represented along

the entire west coast with schools in Washington, Oregon and California. League schools also range up and down the Rocky Mountains with institutions in Montana, Idaho, Utah, Arizona and Colorado. Of the eight western-most states in the contiguous United States only one, Nevada, is not represented in the Big Sky.

On Feb 25, 1963, the name Big Sky was adopted by the six presidents of the charter members as the name of the new conference. The name Big Sky originated in a novel written by the late A.B. (Bud) Guthrie of Great Falls, Mont., in 1947 entitled "The Big Sky." Jack Hollowell, a former Montana advertising director, promoted the Big Sky theme for the Treasure State. While on a track and field trip from Pocatello, Idaho, to Missoula, Mont., the legendary Dubby Holt of Idaho State saw a "Welcome to Big Sky Country" sign as his team entered Montana. Holt, and his athletes thought "Big Sky" would be a perfect name for the new conference. Harry Missildine of the Spokane Spokesman-Review called for the newly formed league to be named the Big Sky Conference in his column dated Feb. 20, 1963.

The Big Sky sponsors championships in 14 sports, including men's and women's cross country, indoor and outdoor track and field, basketball and tennis. In addition, there are also championships in football, and women's volleyball, golf and soccer. The Big Sky will add a softball championship in the spring of 2013.

The 2011-12 season will mark the 24th year that the Big Sky Conference will sponsor championships in women's sports. The former Mountain West Conference existed from 1982-88, sponsoring championships for women's sports at the same institutions the Big Sky had men's programs. The Big Sky merged with the Mountain West in 1988, forming one league for both men and women.

Doug Fullerton, the fifth commissioner of the Big Sky Conference, is in his 17th year at the helm. Fullerton took over the Big Sky on July 1, 1995, replacing longtime commissioner Ron Stephenson, who passed away in 2011. Stephenson served the league for 14 years. Steve Belko was the commissioner from 1977-81, while John Roning held the post from 1971-77. The first league commissioner was Jack Friel, who served from 1963-71.

## BIG SKY CONFERENCE MEMBERS

### *CAL STATE UNIVERSITY SACRAMENTO*

- SACRAMENTO, CALIF.
- MEMBER SINCE 1996

### *EASTERN WASHINGTON UNIVERSITY*

- CHENEY, WASH.
- MEMBER SINCE 1987

### *IDAHO STATE UNIVERSITY*

- POCATELLO, IDAHO
- CHARTER MEMBER SINCE 1963

### *UNIVERSITY OF MONTANA*

- MISSOULA, MONT.
- CHARTER MEMBER SINCE 1963

### *MONTANA STATE UNIVERSITY*

- BOZEMAN, MONT.
- CHARTER MEMBER SINCE 1963

### *NORTHERN ARIZONA UNIVERSITY*

- FLAGSTAFF, ARIZ.
- MEMBER SINCE 1970

### *UNIVERSITY OF NORTHERN COLORADO*

- GREELEY, COLO.
- MEMBER SINCE JULY 1, 2006

### *PORTLAND STATE UNIVERSITY*

- PORTLAND, ORE.
- MEMBER SINCE 1996

### *WEBER STATE UNIVERSITY*

- OGDEN, UTAH
- CHARTER MEMBER SINCE 1963

## FUTURE MEMBERS

### *UNIVERSITY OF NORTH DAKOTA*

- GRAND FORKS, N.D.
- WILL JOIN AS A FULL MEMBER ON JULY 1, 2012

### *SOUTHERN UTAH UNIVERSITY*

- CEDAR CITY, UTAH
- WILL JOIN AS A FULL MEMBER ON JULY 1, 2012

### *CAL POLY*

- SAN LUIS OBISPO, CALIF.
- WILL JOIN AS A FOOTBALL MEMBER ON JULY 1, 2012

### *UC DAVIS*

- DAVIS, CALIF.
- WILL JOIN AS A FOOTBALL MEMBER ON JULY 1, 2012

# BIG SKY FOOTBALL HISTORY

The Big Sky Conference has a rich history in football dating back 48 years. Since the Big Sky began playing Football Championship Subdivision football in 1978, the league has won six national titles - Boise State (1980), Idaho State (1981), Montana State (1984), Montana (1995 & 2001) and Eastern Washington (2011). Big Sky teams have made 13 total appearances.

In 129 total FCS playoff games, the Big Sky has a record of 71-58, with seven wins and seven losses coming against fellow league teams.

Entering the 2011 season, the Big Sky has had at least two teams in the FCS playoffs in 25 of the past 27 years. The Big Sky has had three teams in the playoffs on five occasions - 1988, 1990, 1994, 2003 and 2009. Since 1993, 12 Big Sky teams have made it to at least the semifinals of the playoffs.

The Big Sky has advanced two teams to the quarterfinals two of the last four five, and three of the last seven.

Montana has appeared in seven national championship games since 1995. Since 2000, six of the nine Big Sky teams have made at least one playoff appearance.

## NATIONAL INDIVIDUAL AWARDS

### BIG SKY PAYTON AWARDS WINNERS

1989	JOHN FRIESZ, QUARTERBACK, IDAHO
1991	JAMIE MARTIN, QUARTERBACK, WEBER STATE
1993	DOUG NUSSMEIER, QUARTERBACK, IDAHO
1995	DAVE DICKENSON, QUARTERBACK, MONTANA
1996	ARCHIE AMERSON, RUNNING BACK, N. ARIZONA
2005	ERIK MEYER, QUARTERBACK, EASTERN WASHINGTON

### BIG SKY BUCHANAN AWARD WINNERS

2003	JARED ALLEN, DEFENSIVE END, IDAHO STATE
2007	KROY BIERMANN, DEFENSIVE END, MONTANA
2008	GREG PEACH, DEFENSIVE END, E. WASH.
2010	J.C. SHERRITT, LINEBACKER, E. WASH.

### BIG SKY ROBINSON AWARD WINNERS

1991	CHRIS AULT NEVADA
2000	JOE GLENN, MONTANA

In 1987 the Walter Payton Award (pictured above) was established by The Sports Network to honor the most outstanding football player at the FCS level. The award is chosen annually by a nationwide panel of media and college sports information directors. Since its inception, six Big Sky players have won the award, including EWU QB Erik Meyer in 2005. The six individual winners is more than any other FCS conference.

The Sports Network also awards the Buck Buchanan Award, given each season to the top defensive player in FCS. In 2003 Idaho State defensive end Jared Allen became the first Big Sky player to win the Buchanan Award,

which was established in 1995. Allen led the nation in sacks and forced fumbles and was third in tackles for a loss. His 17.5 sacks set an ISU school record and he also scored a pair of touchdowns during the year.

Montana's Kroy Biermann became the second winner in 2007. Biermann tallied 15 sacks, second-most in the nation, had 18 tackles for loss, five forced fumbles and 72 total tackles.

Eastern Washington's Greg Peach made it two straight Buchanan winners for the Big Sky in 2008. Peach led the nation with 18 tackles and 22 tackles for loss.

Eastern Washington's J.C. Sherritt captured the honor in 2010. Sherritt, who a night later led his team to the national championship, recorded 176 tackles with 14 for loss.

At the end of each season The Sports Network also awards the Eddie Robinson Award to the nation's top FCS head coach. The Robinson Award was established in 1987 and two Big Sky head coaches have won the award - Montana head coach Joe Glenn in 2000 and Nevada head coach Chris Ault in 1991.



*2010 Buck Buchanan Winner J.C. Sherritt*



*Erik Meyer, right, won the 2005 Walter Payton Award.*



*Kroy Biermann won the 2007 Buck Buchanan Award.*

# BIG SKY SID DIRECTORY

## Eastern Washington

Sports Information Office  
207 Physical Education Building  
Cheney, WA 99004-2476

email: dcook@mail.ewu.edu

Phone: (509) 359-6334  
Fax: (509) 359-2828  
Press Box: (509) 359-6351  
Website: www.goeags.com



## Football Contact

Dave Cook  
Cell: (509) 280-2502

## Idaho State

Sports Information Office  
Holt Arena - South Side 9  
Pocatello, ID 83209

email: shaste4@isu.edu

Phone: (208) 282-2621  
Fax: (208) 282-3659  
Press Box: (208) 282-2952  
Website: www.isubengals.com



## Football Contact

Steve Schaack  
Cell: (208) 406-3570

## Montana

Sports Information Office  
Adams Center  
Missoula, MT 59812

email: guffeydb@mso.umt.edu

Phone: (406) 243-5402  
Fax: (406) 243-6859  
Press Box: (406) 243-4167  
Website: www.montanagrizzlies.com



## Football Contact

Dave Guffey  
Cell: (406) 370-9435

## Montana State

Sports Information Office  
P.O. Box 173380  
Bozeman, MT 59717-3380

email: blamberty@msubobcats.com

Phone: (406) 994-5133  
Fax: (406) 994-2278  
Press Box: (406) 994-6180  
Website: www.msubobcats.com



## Football Contact

Bill Lamberty  
Cell: (406) 580-6781

## Northern Arizona

Sports Information Office  
Box 15400  
Flagstaff, AZ 86011

e-mail: steve.shaff@nau.edu

Phone: (928) 523-6792  
Fax: (928) 523-6793  
Press Box: (928) 523-7729  
Website: www.nauathletics.com



## Football Contact

Steve Shaff  
Cell: (928) 606-6628

## Northern Colorado

Sports Information Office  
251 Butler-Hancock Hall  
Greeley, CO 80639

e-mail: heather.kennedy@unco.edu

Phone: (970) 351-1065  
Fax: (970) 351-2018  
Press Box: (970) 351-1995  
Website: www.uncbears.com



## Football Contact

Heather Kennedy  
Cell: (970) 978-0675

## Portland State

Sports Information Office  
P.O. Box 751  
Portland, OR 97207

email: lundm@pdx.edu

Phone: (503) 725-5602  
Press Box: (503) 294-2942  
Website: www.goviks.com



## Football Contact

Mike Lund  
Cell: (503) 866-0236

## Sacramento State

Sports Information Office  
6000 J Street  
Sacramento, CA 95819-6099

email: bwberger@csus.edu

Phone: (916) 278-4313  
Fax: (916) 278-5429  
Press Box: (916) 278-5995  
Website: www.hornetsports.com



## Football Contact

Brian Berger  
Cell: (916) 397-4325

## Weber State

Sports Information Office  
Athletic Department

2701 University Circle  
Odgen, UT 84408-2701

email: pgrua@weber.edu

Phone: (801) 626-7414  
Fax: (801) 626-6490  
Press Box: (801) 626-6588  
Website: www.weberstatesports.com



## Football Contact

Paul Grua  
Cell: (801) 452-3811

Big Sky Conference  
2491 Washington Blvd, Suite 201  
Ogden, UT 84401

e-mail: jkasper@bigskyconference.org

Phone: (801) 392-1978 x16  
Fax: (801) 392-5568  
Website: www.bigskyconf.com

Football Contact  
Jon Kasper  
Cell: (801) 866-3664



# DIVISION I NATIONAL CHAMPIONSHIP



PIZZA HUT PARK IN FRISCO, TEXAS, PLAYED HOST TO THE DIVISION I NATIONAL CHAMPIONSHIP GAME FOR THE FIRST TIME ON JAN. 7, 2011. EASTERN WASHINGTON BEAT DELAWARE 20-19.

For the second consecutive season, the Division I Football Championship Subdivision Playoffs will be a 20-team affair with the championship being played in Frisco, Texas. Eastern Washington University of the Big Sky Conference captured the 2010 championship, beating Delaware 20-19 at Pizza Hut Park on Jan. 7, 2011.

Delaware and Eastern Washington arrived to Texas on Tuesday and were greeted by signs and banners around town as well as great crowds at their respective team headquarters. Wednesday afternoon, the teams headed to two local elementary schools where they were welcomed by students eager to show off their school spirit for their newly adopted college teams.

"I'm sure we expected some exposure and stuff, but everything's been unexpected," Eastern Washington linebacker J.C. Sherritt said. "It's been wonderful. Everybody at the hotel to the elementary school, it's been really professional and well done."

Later that night, the two participating teams gathered at the Frisco Conference Center for the Great Texas Barbecue Bowl that showcased the legendary Texas culture and hospitality. Thursday, teams attended the Champions Luncheon that featured keynote speaker Everson Walls, the former Grambling Tiger and Dallas Cowboy, who was serving as the FCS ambassador for the championship.

The day of the championship, fans of the teams began gathering the restaurants and parking lots surrounding Pizza Hut Park and took part in Tailgate Town that featured quality entertainment and even more Texas sounds and flavors. Ultimately, it was time for kickoff and the matchup did not disappoint the 13,000-plus fans who attended the first college football game in Frisco.

Along with the date change, the venue was well received. The stadium gives the championship room to

## PAST NATIONAL CHAMPIONSHIP GAMES

Year	Champion	Score	Runner-Up	Site
1978	Florida A&M	35-28	Massachusetts	Wichita Falls, Texas
1979	Eastern Ky.	30-7	Lehigh	Orlando, Fla.
1980	<b>Boise St.</b>	31-29	Eastern Ky.	Sacramento, Calif.
1981	<b>Idaho St.</b>	34-23	Eastern Ky.	Wichita Falls, Texas
1982	Eastern Ky.	17-14	Delaware	Wichita Falls, Texas
1983	Southern Ill.	43-7	Western Caro.	Charleston, S.C.
1984	<b>Montana St.</b>	19-6	Louisiana Tech	Charleston, S.C.
1985	Ga. Southern	44-42	Furman	Tacoma, Wash.
1986	Ga. Southern	48-21	Arkansas St.	Tacoma, Wash.
1987	La.-Monroe	43-42	Marshall	Pocatello, Idaho
1988	Furman	17-12	Ga. Southern	Pocatello, Idaho
1989	Ga. Southern	37-34 *	Stephen F. Austin	Statesboro, Ga.
1990	Ga. Southern	36-13	<b>Nevada</b>	Statesboro, Ga.
1991	Youngstown St.	25-17	Marshall	Statesboro, Ga.
1992	Marshall	31-28	Youngstown St.	Huntington, W.Va.
1993	Youngstown St.	17-5	Marshall	Huntington, W.Va.
1994	Youngstown St.	28-14	<b>Boise St.</b>	Huntington, W.Va.
1995	<b>Montana</b>	22-20	Marshall	Huntington, W.Va.
1996	Marshall	49-29	<b>Montana</b>	Huntington, W.Va.
1997	Youngstown St.	10-9	McNeese St.	Chattanooga, Tenn.
1998	Massachusetts	55-43	Ga. Southern	Chattanooga, Tenn.
1999	Ga. Southern	59-24	Youngstown St.	Chattanooga, Tenn.
2000	Ga. Southern	27-25	<b>Montana</b>	Chattanooga, Tenn.
2001	<b>Montana</b>	13-6	Furman	Chattanooga, Tenn.
2002	Western Ky.	34-14	McNeese St.	Chattanooga, Tenn.
2003	Delaware	40-0	Colgate	Chattanooga, Tenn.
2004	James Madison	31-21	<b>Montana</b>	Chattanooga, Tenn.
2005	Appalachian St.	21-16	UNI	Chattanooga, Tenn.
2006	Appalachian St.	28-17	Massachusetts	Chattanooga, Tenn.
2007	Appalachian St.	49-21	Delaware	Chattanooga, Tenn.
2008	Richmond	24-7	<b>Montana</b>	Chattanooga, Tenn.
2009	Villanova	23-21	<b>Montana</b>	Chattanooga, Tenn.
2010	<b>E. Washington</b>	20-19	Delaware	Frisco, Texas

\*Stephen F. Austin's participation in 1989 Division I championship vacated

accommodate around 23,500 fans and has all the requisite amenities for fans and the teams, including a number of practice fields.

"I think it's a great venue," Eastern Washington head coach Beau Baldwin said. "I think it's the perfect size. ... it's a great park. And the surrounding area is great. Obviously the facilities to practice on, I mean, you can't get any better than that."

Across the board, the response was positive for the change. The game is already scheduled to be played in Frisco following the 2011 and 2012 seasons.

The local organizing committee, collectively known as "Team Frisco" consists of the City of Frisco, its Economic Development Corporation and Convention & Visitors Bureau, Hunt Sports Group/Pizza Hut Park, the Frisco Chamber of Commerce and Frisco-based Southland Conference.

The Big Sky has played a team in the national championship game each of the past three seasons. Montana lost to Richmond in 2008 and Villanova in 2009. The Big Sky has won six national championships.

# IN THE PROS

From the NFL to the CFL to the Arena Football League, former Big Sky Conference football players continue to make their mark at the professional level.

Tennessee Titans offensive tackle Michael Roos (Eastern Washington) and Minnesota Vikings defensive end Jared Allen (Idaho State) are both former All-Pros. Both players have contributed to their alma maters, with Roos and his wife providing a \$500,000 donation for Eastern Washington's red turf project.

Former Montana Grizzly kicker Dan Carpenter made his first Pro Bowl appearance in 2009 as a member of the Miami Dolphins.


Former Montana wide receiver Marc Mariani made the Pow Bowl in 2010 as a return specialist. Mariani made a huge impact as a kick and punt returner as a rookie for the Tennessee Titans.

Another former Grizzly, defensive end Kroy Biermann, is a rising star for the Atlanta Falcons.

Up in Canada, former Sacramento State great Ricky Ray continues to start at quarterback for the Edmonton Eskimos, while former Montana State quarterback Travis Lulay has taken over starting duties for the B.C. Lions.

This past April, four Big Sky Conference players were selected in the NFL Draft. The Oakland Raiders selected Eastern Washington running back Taiwan Jones in the fourth round. Portland State tight end Julius Thomas was tabbed by Denver in the fourth round.

In the seventh round, the Miami Dolphins selected Montana defensive back Jimmy Wilson. Montana State offensive tackle Mike Person went in the seventh round to the San Francisco 49ers.



Michael Roos



Jared Allen



Kroy Biermann



Marc Mariani

## FORMER BIG SKY CONFERENCE PLAYERS CURRENTLY IN THE PROS

### NFL

#### EASTERN WASHINGTON

MICHAEL ROOS, OT, TENNESSEE TITANS  
TAIWAN JONES, RB, OAKLAND RAIDERS  
NATHAN OVERBAY, TE, TAMPA BAY BUCCANEERS  
ISAIAH TRUFANT, DB, PHILADELPHIA EAGLES  
JESSE HOFFMAN, DB, SEATTLE SEAHAWKS

#### IDAHO STATE

JARED ALLEN, DE, MINNESOTA VIKINGS  
JEFF CHARLESTON, DE, NEW ORLEANS SAINTS  
MATT GUTIERREZ, QB, CHICAGO BEARS  
EVAN DIETRICH-SMITH, OL, GREEN BAY PACKERS  
PAGO TOGAFAY, LB, ARIZONA CARDINALS

#### MONTANA

COLT ANDERSON, S, PHILADELPHIA EAGLES  
KROY BIERMANN, DE, ATLANTA FALCONS  
DAN CARPENTER, K, MIAMI DOLPHINS  
TUFF HARRIS, DB, PITTSBURGH STEELERS  
LEX HILLIARD, RB, MIAMI DOLPHINS  
LEVI HORN, OL, CHICAGO BEARS  
MARC MARIANI, WR/RET, TENNESSEE TITANS  
CORY PROCTER, OL, MIAMI DOLPHINS  
SHANN SCHLINGER, S, ATLANTA FALCONS  
JIMMY WILSON, DB, MIAMI DOLPHINS

#### MONTANA STATE

KEN AMATO, LS/LB, TENNESSEE TITANS  
DANE FLETCHER, DE, NEW ENGLAND PATRIOTS  
MIKE PERSON, OL, SAN FRANCISCO 49ERS

#### NORTHERN ARIZONA

DAIVEUN CURRY-CHAPMAN, ARIZONA CARDINALS  
MATT ESTRADA, DB, JACKSONVILLE JAGUARS  
KJ GERARD, DB, CHICAGO BEARS

#### PORTLAND STATE

SHAUN BODIFORD, WR, OAKLAND RAIDERS  
ADAM HAYWARD, LB, TAMPA BAY BUCCANEERS  
JORDAN SENN, LB, CAROLINA PANTHERS  
REGGIE JONES, DB, WASHINGTON REDSKINS  
JULIUS THOMAS, TE, DENVER BRONCOS

#### SACRAMENTO STATE

MCLEOD BETHEL-THOMPSON, QB, SAN FRANCISCO  
LONIE PAXTON, LS, DENVER BRONCOS

#### WEBER STATE

J.D. FOLSOM, LB, TAMPA BAY BUCCANEERS  
PAT MCQUISTAN, OL, MIAMI DOLPHINS  
TIM TOONE, WR, DETROIT LIONS

### CFL

#### EASTERN WASHINGTON

RYAN PHILLIPS, DB, B.C. LIONS

MATT NICHOLS, QB, EDMONTON ESKIMOS  
J.C. SHERRITT, LB, EDMONTON ESKIMOS  
GREG PEACH, DE, EDMONTON ESKIMOS  
J.T. LEGGIN, DB, CALGARY STAMPEDERS  
DARIO ROMERO, DE, SASKATCHEWAN ROUGHRIDERS  
IDAHO STATE  
EDDIE JOHNSON, K/P, SASKATCHEWAN ROUGHRIDERS

#### MONTANA

COLE BERGQUIST, QB, SASKATCHEWAN

#### MONTANA STATE

TRAVIS LULAY, QB, B.C. LIONS

#### NORTHERN ARIZONA

ALEX HENDERSON, RB, WINNIPEG BLUE BOMBERS

#### SACRAMENTO STATE

RICKY RAY, QB, EDMONTON ESKIMOS  
JASON BARNES, WR, EDMONTON ESKIMOS  
BRANDON SMITH, CB, CALGARY STAMPEDERS

#### WEBER STATE

ZAC CARLSON, OL, CALGARY STAMPEDERS  
DIMITRI TSOUMPAS, OL, CALGARY STAMPEDERS  
BO SMITH, DB, HAMILTON TIGERCATS

### ARENA FOOTBALL LEAGUE

#### EASTERN WASHINGTON

ERIK MEYER, QB, SPOKANE

RAUL VIJIL, WR, SPOKANE

#### IDAHO STATE

MARK WEIVODA, TE, CHICAGO  
SALE KEY, WR, JACKSONVILLE

#### PORTLAND STATE

BRENNEN CARVALHO, OL, ARIZONA  
ANTONIO NARCISSE, OL, UTAH

#### SACRAMENTO STATE

JUAN GAMBOA, K, SAN JOSE  
CHRISTIAN CLARK, DT, SAN JOSE  
AARON GARCIA, QB, JACKSONVILLE

### UNITED FOOTBALL LEAGUE

#### EASTERN WASHINGTON EAGLES

KEITH GRENNAN, DE, HARTFORD

#### MONTANA GRIZZLIES

TREY YOUNG, S, LAS VEGAS

#### PORTLAND STATE

ERIK PEDERSON, LB, HARTFORD  
ANDY SCHANTZ, LB, HARTFORD  
AARON WOODS, WR, SACRAMENTO

#### WEBER STATE

DAVID HALE, OL, VIRGINIA

# 2011 COMPOSITE SCHEDULE

## Thursday, Sept. 1

Montana State at Utah .....6:05

## Saturday, Sept. 3

Southern Oregon at Portland State .....1:05  
 Sacramento State at Oregon State .....1:05  
 Lindenwood at Northern Colorado .....1:35  
 Idaho State at Washington State .....2:05  
 Eastern Washington at Washington .....4:05  
 Montana at Tennessee .....6:05  
 Weber State at Wyoming .....7:05  
 Northern Arizona at Arizona .....TBA

## Saturday, Sept. 10

Northern Colorado at Colorado State .....12:05  
 UC Davis at Montana State .....1:05  
 Cal Poly at Montana .....1:05  
 Sacramento State at Southern Utah .....1:05  
 Fort Lewis at Northern Arizona .....3:05  
 Western State College at Idaho State .....4:05  
 Eastern Washington at South Dakota .....4:05  
 Weber State at Utah State .....6:05

## Saturday, Sept. 17

\*Eastern Washington at Montana .....1:05  
 Minot State at Montana State .....1:05  
 \*Northern Colorado at Idaho State .....4:05  
 \*Northern Arizona at Portland State .....5:05  
 \*Sacramento State at Weber State .....6:05

## Saturday, Sept. 24

Portland State at TCU .....1:05  
 \*Weber State at Northern Colorado .....1:35  
 \*Idaho State at Northern Arizona .....3:05  
 \*Montana State at Eastern Washington .....4:05  
 \*Montana at Sacramento State .....6:05

## Saturday, Oct. 1

\*Weber State at Eastern Washington .....12:35  
 \*Northern Colorado at Montana .....1:05  
 \*Portland State at Idaho State .....1:35  
 \*Sacramento State at Montana State .....1:35

## Saturday, Oct. 8

\*Montana State at Portland State .....1:05  
 \*Sacramento State at Northern Colorado .....1:35  
 \*Eastern Washington at Northern Arizona .....3:05  
 \*Montana at Idaho State .....4:05

## Saturday, Oct. 15

\*Portland State at Montana .....1:05  
 \*Northern Arizona at Montana State .....1:05  
 \*Idaho State at Weber State .....4:05  
 \*Northern Colorado at Eastern Washington .....4:05

## Saturday, Oct. 22

\*Montana State at Northern Colorado .....1:35  
 \*Montana at Northern Arizona .....3:05  
 Southern Utah at Weber State .....4:05  
 Willamette at Portland State .....5:05  
 \*Eastern Washington at Sacramento State .....6:05  
 Idaho State at BYU .....TBA

## Saturday, Oct. 29

\*Idaho State at Montana State .....12:05  
 \*Weber State at Montana .....1:05  
 \*Portland State at Eastern Washington .....1:05  
 North Dakota at Northern Colorado .....1:35  
 \*Northern Arizona at Sacramento State .....6:05

## Saturday, Nov. 5

Western Oregon at Montana .....12:05  
 \*Sacramento State at Portland State .....1:05  
 \*Montana State at Weber State .....1:35  
 \*Northern Colorado at Northern Arizona .....3:05

## Saturday, Nov. 12

\*Portland State at Northern Colorado .....12:05  
 \*Northern Arizona at Weber State .....1:35  
 Eastern Washington at Cal Poly .....6:05  
 \*Idaho State at Sacramento State .....6:05

## Saturday, Nov. 19

\*Montana at Montana State .....12:05  
 \*Weber State at Portland State .....1:05  
 UC Davis at Sacramento State .....2:05  
 Southern Utah at Northern Arizona .....3:05  
 \*Eastern Washington at Idaho State .....4:05



### Division I Playoffs

Nov. 26 ..... First Round  
 Dec. 3 ..... Second Round  
 Dec. 10 ..... Quarterfinals  
 Dec. 16/17 ..... Semifinals  
 Jan. 7, 2012 ..... Championship – At Frisco, Texas

There are more ways than ever to follow the Big Sky Conference football and your favorite team. For starters, more than 40 games featuring Big Sky Conference teams will be televised this season, including four on Altitude Sports & Entertainment.

Once again, all games from Big Sky stadiums can be viewed on the Internet through Big Sky TV. All told, 49 regular-season games will be available through video stream.



Fans can view the latest statistics, standings, photos, media guides, notes and highlight videos through the league's official Web site [www.bigskyconf.com](http://www.bigskyconf.com). During the season, "This Week in Big Sky

Football" will also be available through podcast.

The 30-minute show is produced weekly in Salt Lake City and features an interview with a Big Sky coach, student-athlete, and insight from The Sports Network.

The Big Sky now offers several other platforms to help you stay connected to the happenings in the league. The Big Sky has an official Facebook ([www.facebook.com/bigskyconf](http://www.facebook.com/bigskyconf).) page featuring videos, photos, and discussion boards.

Fans and media can also follow the league through Twitter, the fastest growing social networking site on the Internet. The Big Sky will post breaking news, score updates and links to important stories through its Twitter account: [www.twitter/bigskyconf](http://www.twitter/bigskyconf).

The Big Sky also has its own blog at [www.bigskyconference.blogspot.com](http://www.bigskyconference.blogspot.com).



[WWW.BIGSKYCONFERENCE.BLOGSPOT.COM](http://WWW.BIGSKYCONFERENCE.BLOGSPOT.COM)



[WWW.FACEBOOK.COM/BIGSKYCONF](http://WWW.FACEBOOK.COM/BIGSKYCONF)



[WWW.TWITTER.COM/BIGSKYCONF](http://WWW.TWITTER.COM/BIGSKYCONF)

## 2011 TELEVISED GAMES

### KPAX-MONTANA'S NEWS STATIONS

SEPT. 17 - \*EASTERN WASHINGTON AT MONTANA, 1:05 P.M.  
 SEPT. 24 - \*MONTANA AT SACRAMENTO STATE, 6:05 P.M.  
 OCT. 1 - \*NORTHERN COLORADO AT MONTANA, 1:05 P.M.  
 OCT. 8 - \*MONTANA AT IDAHO STATE, 4:05 P.M.  
 OCT. 15 - \*PORTLAND STATE AT MONTANA, 1:05 P.M.  
 OCT. 22 - \*MONTANA AT NORTHERN ARIZONA, 3:05 P.M.  
 OCT. 29 - \*WEBER STATE AT MONTANA, 1:05 P.M.  
 NOV. 19 - \*MONTANA AT MONTANA STATE, 12:05 P.M.

### CW-MONTANA

SEPT. 10 - CAL POLY AT MONTANA, 1:05 P.M.  
 NOV. 5 - WESTERN OREGON AT MONTANA, 12:05 P.M.

### MAX MEDIA MONTANA

SEPT. 10 - UC DAVIS AT MONTANA STATE, 1:05 P.M.  
 SEPT. 17 - MINOT STATE AT MONTANA STATE, 1:05 P.M.  
 SEPT. 24 - \*MONTANA STATE AT EASTERN WASHINGTON 4:05 P.M.  
 OCT. 1 - \*SACRAMENTO STATE AT MONTANA STATE, 1:35 P.M.  
 OCT. 8 - \*MONTANA STATE AT PORTLAND STATE, 1:05 P.M.  
 OCT. 15 - \*NORTHERN ARIZONA AT MONTANA STATE, 1:05 P.M.  
 OCT. 29 - \*IDAHO STATE AT MONTANA STATE, 12:05 P.M.

### ALTITUDE SPORTS & ENTERTAINMENT

SEPT. 24 - \*WEBER STATE AT NORTHERN COLORADO, 1:30 P.M.  
 OCT. 1 - \*WEBER STATE AT EASTERN WASHINGTON, 12:30 P.M.  
 OCT. 22 - \*MONTANA STATE AT NORTHERN COLORADO, 1:30 P.M.  
 NOV. 5 - \*MONTANA STATE AT WEBER STATE, 1:30 P.M.

### SWX-SPOKANE

SEPT. 17 - \*E. WASHINGTON AT MONTANA, 1:05 P.M.  
 SEPT. 24 - \*MONTANA STATE AT EASTERN WASHINGTON, 4:05 P.M.  
 OCT. 15 - \*NORTHERN COLORADO AT EASTERN WASHINGTON, 4:05 P.M.  
 OCT. 29 - \*PORTLAND STATE AT EASTERN WASHINGTON, 1:05 P.M.

### NAU-TV & FOX COLLEGE SPORTS

SEPT. 10 - FORT LEWIS AT NORTHERN ARIZONA, 3:05 P.M.  
 SEPT. 24 - \*IDAHO STATE AT NORTHERN ARIZONA, 3:05 P.M.  
 OCT. 8 - \*EASTERN WASHINGTON AT NORTHERN ARIZONA, 3:05 P.M.  
 NOV. 5 - \*NORTHERN COLORADO AT NORTHERN ARIZONA, 3:05 P.M.  
 NOV. 19 - SOUTHERN UTAH AT NORTHERN ARIZONA, 3:05 P.M.

### THE MTN

SEPT. 10 - NORTHERN COLORADO AT COLORADO STATE, 12:05 P.M.

### COMCAST SPORTS NET CALIFORNIA

NOV. 19 - UC DAVIS AT SACRAMENTO STATE, 2:05 P.M.

### COMCAST SPORTS NET NORTHWEST

SEPT. 3 - SOUTHERN OREGON AT PORTLAND STATE, 1:05 P.M.  
 SEPT 17 - \*NORTHERN ARIZONA AT PORTLAND STATE, 5:05 P.M.  
 OCT. 1 - \*WEBER STATE AT EASTERN WASHINGTON, 12:30 P.M.

### PAY-PER-VIEW

SEPT. 3 - MONTANA AT TENNESSEE, 6:05 P.M.

### KJZZ-UTAH

SEPT. 1 - MONTANA STATE AT UTAH, 6:05 P.M.

### KMYU-TV (UTAH)

SEPT. 10 - SACRAMENTO STATE AT SOUTHERN UTAH, 1:05 P.M.

### ROOT SPORTS

SEPT. 3 - EASTERN WASHINGTON AT WASHINGTON, 4 P.M.

### TBA

OCT. 22 - IDAHO STATE AT BYU, TBA

### FOX ARIZONA

SEPT. 1 - NORTHERN ARIZONA AT ARIZONA, TBA

# RETURNING ALL-CONFERENCE PLAYERS

## OFFENSE

### Wide Receivers

Brandon Kaufman, Jr., Eastern Washington  
Austin Shanks, Sr., Northern Arizona  
Chase Deadder, Sr., Sacramento State  
Antwon Moutra, Sr., Montana  
Jabin Sambrano, Sr., Montana  
Everett Gilbert, Jr., Montana State  
Elvis Akpla, Sr., Montana State  
Tanner Bleskin, So., Montana State  
Patrick Walker, Sr., Northern Colorado  
Morris Norrise, Fr., Sacramento State

### Tackles

Caleb Turner, Sr., Weber State  
Gabe Jackson, Sr., Eastern Washington  
John Taylor, Sr., Sacramento State  
Chuck Burton, Sr., Montana  
Trey Gilleo, Jr., Northern Arizona  
Lee Barbiasz, Sr., Northern Colorado  
Dustin Waldron, Sr., Portland State  
Kyle Ritt, Jr., Portland State  
Nate Doverspike, Sr., Sacramento State

### Guards

J.C. Oram, Sr., Weber State  
Alex Terrien, Sr., Montana State  
Steven Forgette, So., Eastern Washington  
Alex Mott, Sr., Northern Arizona

### Centers

Chris Powers, Sr., Eastern Washington  
Adam Kleffner, Sr., Portland State  
Tyson Tiatia, Fr., Weber State

### Tight Ends

Greg Hardy, Jr., Montana  
Brian Jankowski, Jr., Weber State

### Quarterbacks

DeNarius McGhee, So., Montana State  
Jeff Fleming, Sr., Sacramento State  
Bo Levi Mitchell, Sr., Eastern Washington  
Connor Kavanaugh, Sr., Portland State

### Running backs

Cory McCaffrey, Sr., Portland State  
Orenzo Davis, Sr., Montana State  
Zach Bauman, So., Northern Arizona  
Bryan Hilliard, Sr., Sacramento State

### Fullbacks

Vinnie Paciulli, Sr., Northern Arizona  
Andrew Downing, Sr., Northern Colorado



*Renard Williams*



*Caleb Turner*



*Chase Deadder*

### Placekicker

Jason Cunningham, Sr., Montana State  
Brody McKnight, Sr., Montana  
Zach Brown, Jr., Portland State  
Matt Myers, Sr., Northern Arizona

### Return Specialists

Tavoy Moore, Sr., Idaho State  
Peter Nguyen, Jr., Montana  
Dominic Gunn, Jr., Northern Colorado

## DEFENSE

### Tackles

Renard Williams, Sr., Eastern Washington  
Bryan Waldhauser, Sr., Montana  
Jordan Monga, Sr., Idaho State  
Zach Minter, Jr., Montana State  
Julious Moore, So., Portland State  
Adam Sagapolutele-White, Jr., Weber State.

### Ends

Issac Bond, Sr., Northern Arizona  
Zack Nash, Sr., Sacramento State  
Ryan Fetherston, Sr., Montana  
V.J. Holmes, Sr., Northern Colorado  
Nick Hernon, Sr., Northern Colorado  
David Coleman, Sr., Sacramento State  
Carl Sommer, Sr., Portland State

### Outside linebackers

Nick Webb, Sr., Weber State  
A.J. Storms, Sr., Idaho State  
Zach Johnson, Sr., Eastern Washington  
Scott McKeever, Sr., Northern Arizona  
Jordan Tripp, Jr., Montana

### Inside linebackers

Caleb McSurdy, Sr., Montana  
Basim Hudeen, Sr., Idaho State  
Jody Owens, Jr., Montana State

### Cornerbacks

Trumaine Johnson, Sr., Montana  
DeShawn Shead, Sr., Portland State

### Safeties

Matt Johnson, Sr., Eastern Washington  
Jeff Minnerly, Jr., Eastern Washington

### Punter

David Harrington, Sr., Idaho State  
Drew Zamora, Sr., Northern Arizona  
Rory Perez, So., Montana State  
Thomas Duyndam, Jr., Portland State

### Special Teams

Darriell Beaumonte, Sr., E. Washington

# RETURNING STATISTICAL LEADERS

<b>RUSHING</b>	Team	CI	G	Att	Yds	Avg	TD	Long	Yds/G
Cory McCaffrey	PSU	JR	11	231	1287	5.6	10	48	117.0
Bryan Hilliard	SAC	JR	9	195	883	4.5	12	70	98.1
Zach Bauman	NAU	FR	11	237	1059	4.5	14	82	96.3
Giovanni Dixon	NAU	SO	10	83	512	6.2	3	75	51.2

<b>INTERCEPTIONS</b>	Team	CI	G	Int	Yds	TD	Long	Int/G
Tru. Johnson	UM	JR	11	4	88	2	53	0.36
Matt Johnson	EWU	JR	15	5	73	0	42	0.33
Manoa Latu	PSU	JR	11	3	44	1	43	0.27
David James	WSU	SO	11	3	12	0	12	0.27
Jeff Minnerly	EWU	SO	15	3	80	0	65	0.20
Kyle Monson	SAC	JR	10	2	68	1	68	0.20

<b>PASSING AVG/GAME</b>	Team	CI	G	Att	Cmp	Int	Pct.	Yds	TD	Avg/G
Denarius McGhee	MSU	FR	12	362	227	6	62.7	3163	23	263.6
Bo Mitchell	EWU	JR	15	505	300	15	59.4	3496	37	233.1
Dylan Orms	NC	JR	10	254	133	9	52.4	2055	15	205.5
Jeff Fleming	SAC	JR	11	248	138	10	55.6	2044	23	185.8
Justin Roper	UM	SR	11	278	171	11	61.5	1885	19	171.4
Kyle Morris	ISU	FR	9	124	58	10	46.8	671	4	74.6

<b>PASS EFFICIENCY</b>	Team	CI	G	Att	Cmp	Int	Pct.	Yds	TD	Eff.
Denarius McGhee	MSU	FR	12	362	227	6	62.7	3163	23	153.8
Jeff Fleming	SAC	JR	11	248	138	10	55.6	2044	23	147.4
Bo Mitchell	EWU	JR	15	505	300	15	59.4	3496	37	135.8
Dylan Orms	NC	JR	10	254	133	9	52.4	2055	15	132.7
Chase Stangel	NAU	JR	9	74	45	0	60.8	376	2	112.4

<b>TOTAL OFFENSE</b>	Team	CI	G	Rush	Pass	Plays	Total	Yds/G
Denarius McGhee	MSU	FR	12	181	3163	442	3344	278.7
Bo Mitchell	EWU	JR	15	47	3496	563	3543	236.2
Dylan Orms	NC	JR	10	217	2055	353	2272	227.2
Jeff Fleming	SAC	JR	11	399	2044	354	2443	222.1
Cory McCaffrey	PSU	JR	11	1287	0	231	1287	117.0

<b>PUNT RETURN AVG</b>	Team	CI	G	Ret	Yds	TD	Long	Avg
Tavoy Moore	ISU	JR	11	15	275	2	84	18.3
Peter Ngyuen	UM	SO	11	24	307	0	45	12.8
Dominic Gunn	NC	SO	11	21	248	0	50	11.8
Kyle Monson	SAC	JR	10	12	101	1	70	8.4
AJ Powell	PSU	FR	11	16	75	0	10	4.7

<b>REC./GAME</b>	Team	CI	G	Rec	Yds	TD	Long	Avg/C	Rec/G
Austin Shanks	NAU	JR	11	65	613	3	34	9.4	5.91
Brandon Kaufman	EWU	SO	15	76	1214	15	76	16.0	5.07
Jabin Sambrano	UM	JR	9	39	584	3	72	15.0	4.33
Everett Gilbert	MSU	SO	12	48	574	2	50	12.0	4.00

<b>KICK RETURN AVG</b>	Team	CI	G	Ret	Yds	TD	Long	Avg
Peter Ngyuen	UM	SO	11	27	670	0	56	24.8
Everett Gilbert	MSU	SO	12	26	637	0	56	24.5
Tavoy Moore	ISU	JR	11	45	1086	2	100	24.1
Dominic Gunn	NC	SO	11	28	654	0	53	23.4
Sam McCowan	SAC	SO	11	24	498	0	38	20.8

<b>REC. YDS/GAME</b>	Team	CI	G	Rec	Yds	TD	Long	Avg/C	Yds/G
Brandon Kaufman	EWU	SO	15	76	1214	15	76	16.0	80.9
Chase Deadder	SAC	JR	11	37	788	6	76	21.3	71.6
Jabin Sambrano	UM	JR	9	39	584	3	72	15.0	64.9
Elvis Akpla	MSU	JR	12	43	682	4	52	15.9	56.8

<b>PUNTING</b>	Team	CI	G	Punt	Yds	Long	Avg
David Harrington	ISU	JR	11	69	3060	60	44.3
Thomas Duyndam	PSU	SO	10	51	2171	67	42.6
Drew Zamora	NAU	JR	11	48	2025	70	42.2
Cameron Kaman	NC	JR	10	59	2384	72	40.4

<b>ALL PURPOSE</b>	Team	CI	G	Rush	Rcv	PR	KR	Yds	Avg/G
Tavoy Moore	ISU	JR	11	252	421	275	1086	2034	184.9
Cory McCaffrey	PSU	JR	11	1287	136	0	0	1423	129.4
Zach Bauman	NAU	FR	11	1059	308	0	0	1367	124.3
Everett Gilbert	MSU	SO	12	132	574	0	637	1343	111.9
Bryan Hilliard	SAC	JR	9	883	17	0	0	900	100.0

<b>SCORING</b>	Team	CI	G	TD	XPT	FG	2XP	Pts	Pts/G
Zach Bauman	NAU	FR	11	16	0	0	0	96	8.7
J. Cunningham	MSU	JR	12	0	42	20	0	102	8.5
Bryan Hilliard	SAC	JR	9	12	0	0	0	72	8.0
Brody McKnight	UM	JR	11	0	41	14	0	83	7.5

<b>SCORING (TDs)</b>	Team	CI	G	TD	Rush	Pass	Ret	PAT	Pts	Pts/G
Zach Bauman	NAU	FR	11	16	14	2	0	0	96	8.7
Bryan Hilliard	SAC	JR	9	12	12	0	0	0	72	8.0
Brandon Kaufman	EWU	SO	15	15	0	15	0	0	90	6.0
Cory McCaffrey	PSU	JR	11	11	10	1	0	0	66	6.0
Morris Norrise	SAC	FR	11	8	0	8	0	0	48	4.4

<b>FIELD GOALS</b>	Team	CI	G	FG	FGA	Pct.	FG/G
J. Cunningham	MSU	JR	12	20	24	83.3	1.67
Zach Brown	PSU	SO	11	18	26	69.2	1.64
Shaun McClain	WSU	FR	11	15	20	75.0	1.36
Matt Myers	NAU	JR	11	14	18	77.8	1.27
Brody McKnight	UM	JR	11	14	18	77.8	1.27

<b>SCORING (KICK)</b>	Team	CI	G	PATs	FGs	Pts	Pts/G
J. Cunningham	MSU	JR	12	42-48	20-24	102	8.5
Brody McKnight	UM	JR	11	41-42	14-18	83	7.5
Zach Brown	PSU	SO	11	23-23	18-26	77	7.0
Matt Myers	NAU	JR	11	34-36	14-18	76	6.9
Shaun McClain	WSU	FR	11	24-26	15-20	69	6.3

<b>FIELD GOAL PCT</b>	Team	CI	G	FG	FGA	Long	Pct.
J. Cunningham	MSU	JR	12	20	24	55	83.3
Zach Brown	PSU	SO	11	18	26	53	69.2

<b>PAT KICKING PCT</b>	Team	CI	G	Made	Att	Pct.
Zach Brown	PSU	SO	11	23	23	100.0
Mike Jarrett	EWU	JR	15	54	55	98.2
Brody McKnight	UM	JR	11	41	42	97.6
Matt Myers	NAU	JR	11	34	36	94.4
Shaun McClain	WSU	FR	11	24	26	92.3

Player	<b>TACKLES (All positions)</b>								
	Team	CI	G	Pos	Solo	Ast	Total	Avg/G	Sack
A.J. Storms	ISU	JR	11	LB	63	83	146	13.3	0.0
Caleb McSurdy	UM	JR	11	LB	32	80	112	10.2	0.5
Basim Hudeen	ISU	JR	11	LB	49	51	100	9.1	1.0
Nick Webb	WSU	JR	11	LB	69	30	99	9.0	1.0
Jordan Tripp	UM	SO	11	LB	36	63	99	9.0	3.5
Zach Johnson	EWU	JR	15	LB	62	72	134	8.9	3.5
Ryan Rau	PSU	JR	11	LB	47	36	83	7.5	0.0
A. Grosulak	MSU	FR	12	LB	42	46	88	7.3	2.5
Blake Keller	WSU	JR	11	DB	41	38	79	7.2	0.0
Matt Johnson	EWU	JR	15	DB	66	39	105	7.0	0.0
Jody Owens	MSU	SO	12	LB	42	38	80	6.7	0.0

<b>SACKS</b>	Team	CI	G	Pos	Solo	Ast	Yds	Total	Avg/G
Zack Nash	SAC	JR	11	DE	13	0	84	13.0	1.18
Renard Williams	EWU	JR	15	DL	5	3	53	6.5	0.43
Isaac Bond	NAU	JR	11	DE	5	1	44	5.5	0.50
Scott McKeever	NAU	JR	10	DE	5	1	37	5.5	0.55
Bry. Waldhauser	UM	JR	11	DT	4	2	36	5.0	0.45

<b>TACKLES FOR LOSS</b>	Team	CI	G	Pos	Solo	Ast	Yds	Total	Avg/G
Zack Nash	SAC	JR	11	DE	15	3	90	16.5	1.50
Zach Johnson	EWU	JR	15	LB	11	7	48	14.5	0.97
Renard Williams	EWU	JR	15	DL	10	6	81	13.0	0.87
Carl Sommer	PSU	JR	11	DE	11	0	35	11.0	1.00
Nick Hernon	NC	JR	11	DE	9	3	29	10.5	0.95

# 2010 SEASON REVIEW

## 2010 BIG SKY CONFERENCE FOOTBALL STANDINGS

	BIG SKY GAMES					ALL GAMES					
	W	L	PCT.	PF	PA	W	L	PCT.	PF	PA	STREAK
#EASTERN WASHINGTON	7	1	.875	246	171	13	2	.867	472	374	Won 11
\$MONTANA STATE	7	1	.875	250	214	9	3	.750	396	310	Lost 1
MONTANA	5	3	.625	216	189	7	4	.636	349	243	Lost 1
SACRAMENTO STATE	5	3	.625	289	186	6	5	.545	353	272	Lost 1
WEBER STATE	5	3	.625	218	231	6	5	.545	279	342	Lost 1
NORTHERN ARIZONA	4	4	.500	220	154	6	5	.545	314	218	Won 1
NORTHERN COLORADO	2	6	.250	208	266	3	8	.273	275	345	Won 1
PORTLAND STATE	1	7	.125	207	289	2	9	.182	257	445	Lost 7
IDAHO STATE	0	8	.000	116	270	1	10	.091	172	366	Lost 10

\$REGULAR-SEASON CO-CHAMPION. AUTOMATIC PLAYOFF QUALIFIER

#REGULAR-SEASON CO-CHAMPION. AT-LARGE PLAYOFF BID

## 2010 INDIVIDUAL AWARD WINNERS

<b>OFFENSIVE MVP</b>	TAIWAN JONES, RB, EASTERN WASHINGTON
	DeNarius McGhee, QB, MONTANA STATE
<b>DEFENSIVE MVP</b>	J.C. SHERRITT, LB, EASTERN WASHINGTON
<b>NEWCOMER OF THE YEAR</b>	DeNarius McGhee, QB, MONTANA STATE

## PLAYOFF SCORES

### Saturday, Nov. 27 (FIRST ROUND)

WESTERN ILLINOIS 17, @COASTAL CAROLINA 10  
 @NORTH DAKOTA STATE 43, ROBERT MORRIS 17  
 LEHIGH 14, @NORTHERN IOWA 7  
 @GEORGIA SOUTHERN 41, SOUTH CAROLINA STATE 17

### Saturday, Dec. 4 (SECOND ROUND)

@#1 APPALACHIAN STATE 42, WESTERN ILLINOIS 14  
 @#3 DELAWARE 42, LEHIGH 20  
 WOFFORD 17, @JACKSONVILLE STATE 14  
 NEW HAMPSHIRE 45, @BETHUNE-COOKMAN 20  
 GEORGIA SOUTHERN 31, @#2 WILLIAM & MARY 15  
 VILLANOVA 54, @STEPHEN F. AUSTIN 24  
 @#5 EASTERN WASHINGTON 37, SOUTHEAST MISSOURI ST. 17  
 NORTH DAKOTA STATE 42, @#4 MONTANA STATE 17

### Friday, Dec. 10 (QUARTERFINAL)

@#3 DELAWARE 16, NEW HAMPSHIRE 3

### Saturday, Dec. 11 (QUARTERFINALS)

@#5 EASTERN WASHINGTON 38, NDSU 31 (OT)  
 GEORGIA SOUTHERN 23, @Wofford 20  
 VILLANOVA 41, @#1 APPALACHIAN STATE 21

### Friday, Dec. 17 (SEMIFINAL)

@#5 EASTERN WASHINGTON 41, VILLANOVA 31

### Saturday, Dec. 18 (SEMIFINAL)

@#3 DELAWARE 27, GEORGIA SOUTHERN 10

### Friday, Jan. 7, 2011 (CHAMPIONSHIP)

At Frisco, Texas (13,027)

#5 EASTERN WASHINGTON 20, #3 DELAWARE 19

## 2010 BIG SKY CONFERENCE

### PLAYERS OF THE WEEK

#### OFFENSE

Sept. 6	Taiwan Jones, RB, Eastern Washington
Sept. 13	Cameron Higgins, QB, Weber State
Sept. 20	Taiwan Jones, RB, Eastern Washington
Sept. 27	Justin Roper, QB, Montana
Oct. 4	DeNarius McGhee, QB, Montana State
Oct. 11	Justin Roper, QB, Montana
Oct. 18	Michael Herrick, QB, Northern Arizona
Oct. 25	DeNarius McGhee, QB, Montana State
Nov. 1	Taiwan Jones, RB, Eastern Washington
	Jeff Fleming, QB, Sacramento State
Nov. 8	DeNarius McGhee, QB, Montana State
Nov. 15	Chase Reynolds, RB, Montana
Nov. 22	Giovannie Dixon, RB, Northern Arizona

#### DEFENSE

Sept. 6	Korey Askew, CB, Northern Colorado
Sept. 13	Aleksei Grosulak, LB, Montana State
Sept. 20	Matt Johnson, LB, Eastern Washington
Sept. 27	Zach Minter, DT, Montana State
	Matt Estrada, S, Northern Arizona
Oct. 4	Bryan Waldhauser, DT, Montana
	Manoa Latu, S, Portland State
Oct. 11	J.C. Sherritt, LB, Eastern Washington
Oct. 18	J.C. Sherritt, LB, Eastern Washington
Oct. 25	Matt Johnson, LB, Eastern Washington
Nov. 1	Jordan Brown, S, Weber State
Nov. 8	Aleksei Grosulak, LB, Montana State
Nov. 15	Zack Nash, DE, Sacramento State
Nov. 22	J.C. Sherritt, LB, Eastern Washington
	Jordan Craney, S, Montana State

#### SPECIAL TEAMS

Sept. 6	Zach Brown, K, Portland State
Sept. 13	Zach Brown, K, Portland State
Sept. 20	Tavoy Moore, Ret., Idaho State
Sept. 27	Chris Diniz, K, Sacramento State
Oct. 4	Matt Estrada, Ret., Northern Arizona
Oct. 11	Tavoy Moore, Ret., Idaho State
Oct. 18	Brody McKnight, K, Montana
Oct. 25	Bo Bolen, Ret., Weber State
Nov. 1	Josh Kealamakia, P, Weber State
Nov. 8	Cameron Kaman, P, Northern Colorado
Nov. 15	Jesse Hoffman, Ret., Eastern Washington
	Dominic Gunn, Ret., Northern Colorado
Nov. 22	Drew Zamora, P, Northern Arizona

# 2010 SEASON REVIEW

## SPORTS NETWORK/ FATHEAD.COM

### TOP 25 (FINAL)

RK	SCHOOL	REC.	PTS
1.	E. WASHINGTON (121)	13-2	3,049
2.	DELAWARE (1)	12-3	2,928
3.	VILLANOVA	9-5	2,765
4.	APPALACHIAN STATE	10-3	2,453
5.	GEORGIA SOUTHERN	10-5	2,440
6.	WOFFORD	10-3	2,297
7.	NEW HAMPSHIRE	8-5	2,063
8.	STEPHEN F. AUSTIN	9-3	1,962
9.	NORTH DAKOTA ST.	9-6	1,923
10.	WILLIAM & MARY	8-4	1,901
11.	MONTANA STATE	9-3	1,789
12.	JACKSONVILLE STATE	9-3	1,721
13.	SE MISSOURI STATE	9-3	1,702
14.	LEHIGH	10-3	1,369
15.	BETHUNE-COOKMAN	10-2	1,209
16.	S. CAROLINA STATE	9-3	1,139
17.	W. ILLINOIS	8-5	1,076
18.	PENN	9-1	1,003
19.	NORTHERN IOWA	7-5	910
20.	MONTANA	7-4	751
21.	LIBERTY	8-3	565
22.	JACKSONVILLE	10-1	515
23.	GRAMBLING	9-2	377
24.	CAL POLY	7-4	315
25.	DAYTON	10-1	246

### FCS COACHES' POLL (FINAL)

RK	SCHOOL	REC.	PTS
1.	E. WASHINGTON (25)	13-2	625
2.	DELAWARE	12-3	600
3.	VILLANOVA	9-5	553
4.	APPALACHIAN STATE	10-3	528
5.	WOFFORD	10-3	489
6.	GEORGIA SOUTHERN	10-5	465
7.	NEW HAMPSHIRE	8-5	438
8.	WILLIAM & MARY	8-4	414
9.	NORTH DAKOTA STATE	9-5	404
10.	STEPHEN F. AUSTIN	9-3	382
11.	MONTANA STATE	9-3	555
12.	JACKSONVILLE STATE	9-3	349
13.	SE MISSOURI STATE	9-3	346
14.	LEHIGH	10-3	281
15.	BETHUNE-COOKMAN	10-2	249
16.	PENN	9-1	220
17.	S. CAROLINA STATE	9-3	203
18.	NORTHERN IOWA	7-5	194
19.	LIBERTY	8-3	193
20.	WESTERN ILLINOIS	8-5	172
21.	MONTANA	7-4	146
22.	JACKSONVILLE	10-1	123
23.	CAL POLY	7-4	92
24.	GRAMBLING STATE	9-2	66
25.	DAYTON	10-1	56

## AROUND THE BIG SKY



**EWU's SHERRITT WINS BUCHANAN:** Eastern Washington's J.C. Sherritt accepted the Buck Buchanan Award in 2010, becoming the second Eagle in three seasons and the fourth Big Sky Conference player since 2003 to capture the prestigious honor. The Buchanan is presented annually by The Sports Network to the top defensive player in the Football Championship Subdivision. Sherritt earned 24 first-place votes and 253 total points. Wofford's Ameet Pall and Western Illinois Kyle Glazier tied for second with 234 total points. Sherritt was listed on 84 of the 130 ballots cast. "It's been an awesome year," Sherritt said, "If I get in the 40, I'm not the fastest guy. And I can't jump the highest. On a football field, I can usually react pretty well to the ball and get to the ball pretty quickly. I don't know if it's something you're born with. I know my coaches help me a lot with my reads. To have a great front four in front of you really helps." The 5-foot-10, 220-pound senior from Pullman, Wash., accepted the honor surrounded by family, friends, coaches, and other dignitaries. The Buchanan caps an amazing individual season for the Big Sky Defensive MVP. The 2009 runner-up enters Friday's national championship game with 158 total tackles – 13.5 for loss- three sacks, three interceptions, three forced fumbles, a fumble recovery, five pass breakups and two quarterback hurries. As a junior, Sherritt led the nation in tackles with 170 for an average of 11.29 per game. Every FCS All-America team included Sherritt, who ranked second in Big Sky history with 414 total tackles. Sherritt joined Eastern Washington's Greg Peach as Buchanan winners from EWU. Peach and Sherritt both play for the CFL's Edmonton Eskimos.



### MSU's ASH NAMED COACH OF THE YEAR:

Montana State's Rob Ash was selected by his peers at the 2010 Big Sky Conference football Coach of the Year. Ash guided his squad to a 7-1 conference record, a share of the regular-season title along with Eastern Washington, and the league's automatic bid to the playoffs. "It's a tremendous honor," Ash said. "I highly respect the job Coach (Beau) Baldwin did at Eastern Washington with his team. The Eagles had a fabulous season as well. This is about the players and the guys who go out and do it on the field. We have a great group of players. I'm happy with the season without the honor, but this is certainly an honor." Montana State finished the regular season 9-2 and lost a second-round playoff game to North Dakota State. Ash's season included his 200th career coaching victory on Oct. 2 when the Bobcats beat Sacramento State 64-61 in overtime. Ash, in his 31st season as a collegiate head coach has an overall record of 205-119-5, including a 29-17 record at Montana State. This is Ash's fourth conference Coach of the Year honor. Ash was named Pioneer League Coach of the Year at Drake in 1995, 1998 and 2004.

# 2010 SEASON REVIEW

## SIX NAMED TO ATHLETICS DIRECTORS ACADEMIC

**ALL-STAR TEAM:** Six Big Sky players were among the 52 named to the 13th annual Football Championship Subdivision Athletics Directors Association Academic All-Star Team. Eastern Washington's J.C. Sherritt (3.46 GPA) and tight end Matt Martin (3.76) represented the national champions. Weber State fullback Vai Tafuna (3.51), Sacramento State linebacker Peter Buck (3.51), Northern Colorado offensive lineman Tim McGraw (4.0) and Montana safety Erik Stoll (3.92) were also selected. Stoll is one of eight finalists for the 10th annual FCS ADA's \$5,000 postgraduate scholarship, which will be awarded in June. Football players from all Football Championship Subdivision institutions are eligible for these prestigious awards. Each of the nominees were required to have a minimum grade point average of 3.20 (on a 4.00 scale) in undergraduate study and have been a starter or key player with legitimate athletics credentials. He must have reached his second year of athletics and academic standing at the nominated institution and have completed a minimum of one full academic year at the nominated institution. He must also have participated in 50 percent of the games played at his designated position.

**MINNERLY WINS "ELITE 88" AWARD:** Eastern Washington University sophomore free safety Jeff Minnerly, a 2008 graduate of Ferris High School in Spokane, Wash., has been awarded the "Elite 88" Award by the National Collegiate Athletic Association. He received the award for having the highest cumulative grade point average among the participants in the 2011 NCAA Division I Football Championship Game. Minnerly was a 4.0 student at Ferris where he excelled in football and basketball, and is currently an accounting major at EWU with a 3.91 grade point average. Founded by the NCAA, the Elite 88 award recognizes the true essence of the student-athlete by honoring the individual who has reached the pinnacle of competition at the national championship level in his or her sport, while also achieving the highest academic standard among his or her peers. The award is presented to the student-athlete with the highest cumulative grade-point average participating at the finals site at each of the NCAA's 88 championships.

**WELCOME BACK:** Idaho State didn't take long to find a new football coach, and it is a coach very familiar to the Big Sky Conference. Mike Kramer was named as the new Bengals' coach, replacing John Zamberlin. Kramer coached Eastern Washington from 1994-1999 and Montana State

from 2000-2006. He ranks fourth in league history with 77 career coaching victories, trailing only Nevada's Chris Ault (111), Montana's Bobby Hauck (80), Montana's Don Read (85). Kramer has been named Big Sky Coach of the Year three times. He guided Eastern Washington to the 1997 Big Sky Championship, and a trip to the semifinals. Three times he led Montana State to Co-Big Sky Championship.



MIKE KRAMER WAS HIRED AS IDAHO STATE'S COACH. KRAMER HAS PREVIOUSLY COACHED AT MONTANA STATE AND EASTERN WASHINGTON.

**BEARS HIRE COLLINS:** Earnest Collins, Jr., the University of Northern Colorado single-season school record holder for punt return yards and a former assistant coach for the Bears, has been named the next head football coach. Collins becomes the 16th football coach in school history and the first to return to his alma mater to serve as head coach. In 1996, Collins received his bachelor's degree in kinesiology from UNC after playing for the Bears from 1991-94. Collins Jr. was the head coach at Alcorn State the previous two seasons.

**MONTANA SECOND IN ATTENDANCE:** Montana finished the regular season second in the nation in total attendance and average attendance. Montana drew 152,589 fans to its six home games for an average of 25,448. Appalachian State was first at 205,719 for an average of 25,717. Montana State finished ninth in the nation in total attendance at 100,089, and was 17th in average at 14,298.

**STOLL EARNS ACADEMIC HONOR:** Montana senior safety Erik Stoll was selected as an ESPN Academic All-American. Stoll, from Sandpoint, Idaho, maintains a 3.92 GPA in biology.

**THE CHASE ENDS:** Montana senior Chase Reynolds scored one touchdown in Montana's 26-21 loss to Montana State on Nov. 20, ending his career with 59 total touchdowns. Reynolds finished his career ranked third in Big Sky history in total touchdowns, behind Idaho's Sherridan May (61) and Nevada's Charvez Foger (60). Reynolds finished with 52 rushing touchdowns, which tied for third in league history with Foger and Weber State's Trevyn Smith. Sacramento State's Charles Roberts finished with 57, while Portland State's Chip Dunn had 54. Reynolds finished with 4,067 career rushing yards, which ranks seventh in league history.

**JONES DECLARES FOR DRAFT:** Eastern Washington All-American running back Taiwan Jones declared for the NFL Draft despite having a season of eligibility remaining. Jones played two seasons of running back for the Eagles. He rushed for 2,955 yards and 29 touchdowns in his career.

# 2010 SEASON REVIEW

## BIG SKY INDIVIDUALS AMONG NCAA FCS RANKINGS

The Conference leaders and their NCAA Ranking				
Category	Name	School	Statistics	NCAA Rank
Rushing	Taiwan Jones	Eastern Wash.	145.2 ypg	2nd
Passing eff.	Denarius McGhee	Montana State	153.8	4th
Total Offense	Denarius McGhee	Montana State	278.7 ypg	10th
Rec./Game	D. Curry Chapman	Northern Arizona	6.3 rpg	14th
Rec.Yds/Game	Joe Collins	Weber State	95.1 ypg	8th
<b>Punting</b>	<b>David Harrington</b>	<b>Idaho State</b>	<b>44.3 ypp</b>	<b>1st</b>
Punt Returns	Tavoy Moore	Idaho State	18.3 ypr	2nd
Kickoff Returns	Jesse Hoffman	Eastern Wash.	28.5 ypr	7th
Field Goals	Jason Cunningham	Montana State	1.67 fgg	2nd
Scoring	Zach Bauman	Northern Arizona	8.7 ppg	T10th
All Purpose Yds.	Taiwan Jones	Eastern Wash.	201.8 ypg	2nd
<b>Tackles</b>	<b>A.J. Storms</b>	<b>Idaho State</b>	<b>13.3 tpg</b>	<b>1st</b>
Sacks	Zach Nash	Sacramento State	1.18 pg	4th
Tackles-for-loss	Zach Nash	Sacramento State	1.50 pg	T17th
Interceptions	Erik Stoll	Montana	0.45 pg	T23rd



IDAHO STATE'S DAVID HARRINGTON LED THE NATION IN PUNTING IN 2010.

## BIG SKY TEAMS LEADERS AMONG NCAA FCS RANKINGS

The Conference Leaders and Their NCAA Ranking			
Category	School	Statistics	NCAA Rank
Rushing Offense	Portland State	203.3 ypg	18th
Passing Offense	Montana State	276.2 ypg	9th
Total Offense	Montana State	451.8 ypg	4th
Scoring Offense	Montana State	33.0 ppg	10th
Rush Defense	Northern Arizona	93.5 ypg	5th
Pass Defense	Montana	140.0 ypg	3rd
Total Defense	Montana	289.8 ypg	10th
Scoring Defense	Northern Arizona	19.8 ppg	T22nd
Punting	Idaho State	37.5 ypp	7th
Punt returns	Idaho State	17.6 ypr	2nd
Kick Returns	Eastern Washington	23.4 ypr	16th
Turnover Margin	Eastern Washington	+0.80	17th
Sacks	Northern Arizona	3.00 pg	T8th



CORY McCAFFREY HELPED PORTLAND STATE FINISH 18TH IN THE NATION IN RUSHING OFFENSE.

## BIG SKY CONFERENCE TEAMS IN THE SPORTS NETWORK TOP 25

Team	Pre.	1	2	3	4	5	6	7	8	9	10	11	12	Final
EWU	13	17	18	9	16	13	12	8	8	6	5	3	1	1
UM	2	1	6	14	12	12	11	7	7	13	13	11	15	20
WSU	19	20	21	NR	NR	NR	NR	NR	NR	NR	NR	NR	NR	NR
MSU	24	24	22	17	10	10	9	15	13	12	11	8	6	11
NAU	NR	NR	NR	NR	NR	NR	NR	22	25	NR	NR	NR	NR	NR

## BIG SKY CONFERENCE TEAMS IN THE COACHES' POLL

Team	Pre.	1	2	3	4	5	6	7	8	9	10	11	12	Final
EWU	14	15	16	10	17	14	12	8	8	6	5	3	1	1
UM	2	1	6	14	11	12	11	7	7	16	17	14	17	21
MSU	24	23	22	16	10	10	10	16	13	11	10	8	7	11
NAU	23	24	NR	NR	NR	24	NR	22	NR	NR	NR	NR	NR	NR
WSU	18	19	20	NR	NR	NR	NR	NR	NR	NR	NR	NR	NR	NR

# 2010 TEAM STATISTICS

SCORING OFFENSE	G	TD	XP	2XP	DXP	FG	Saf	Pts	Avg
Montana State	12	49	42	0	0	20	0	396	33.0
Sacramento State	11	45	40	2	0	13	0	353	32.1
Montana	11	44	41	0	0	14	1	349	31.7
Eastern Washington	15	63	58	0	0	12	0	472	31.5
Northern Arizona	11	39	34	0	0	14	2	314	28.5
Weber State	11	34	24	3	0	15	0	279	25.4
Northern Colorado	11	38	32	0	0	5	0	275	25.0
Portland State	11	29	23	3	0	18	0	257	23.4
Idaho State	11	21	20	0	0	8	1	172	15.6

SCORING DEFENSE	G	TD	XP	2XP	DXP	FG	Saf	Pts	Avg
Northern Arizona	11	28	24	1	0	8	0	218	19.8
Montana	11	31	24	1	0	9	2	243	22.1
Sacramento State	11	34	32	0	0	12	0	272	24.7
Eastern Washington	15	48	45	0	0	13	1	374	24.9
Montana State	12	41	35	3	0	7	1	310	25.8
Weber State	11	41	40	0	0	18	1	342	31.1
Northern Colorado	11	44	40	1	0	13	0	345	31.4
Idaho State	11	45	43	0	0	17	1	366	33.3
Portland State	11	59	48	1	0	13	1	445	40.5

PASS OFFENSE	G	Att	Cmp	Int	Pct.	Yds	Avg	TD	Yds/G
Montana State	12	383	240	7	62.7	3314	8.7	26	276.2
Weber State	11	395	233	11	59.0	2857	7.2	17	259.7
Eastern Washington	15	524	309	16	59.0	3615	6.9	38	241.0
Montana	11	383	231	16	60.3	2569	6.7	27	233.5
Northern Arizona	11	389	245	9	63.0	2556	6.6	17	232.4
Northern Colorado	11	305	163	11	53.4	2497	8.2	19	227.0
Sacramento State	11	291	163	13	56.0	2296	7.9	25	208.7
Portland State	11	330	178	10	53.9	2126	6.4	9	193.3
Idaho State	11	328	150	18	45.7	1865	5.7	12	169.5

PASS DEFENSE	G	Att	Cmp	Int	Pct.	Yds	Avg	TD	Yds/G
Montana	11	292	148	12	50.7	1540	5.3	10	140.0
Northern Arizona	11	355	205	10	57.7	2344	6.6	17	213.1
Sacramento State	11	342	189	10	55.3	2438	7.1	23	221.6
Northern Colorado	11	327	198	9	60.6	2460	7.5	21	223.6
Montana State	12	410	232	8	56.6	2760	6.7	19	230.0
Portland State	11	292	160	8	54.8	2543	8.7	27	231.2
Eastern Washington	15	537	305	26	56.8	3589	6.7	16	239.3
Idaho State	11	379	256	10	67.5	2797	7.4	24	254.3
Weber State	11	367	213	9	58.0	2957	8.1	22	268.8

PUNTING	G	No.	Yards	Avg/P	PR	Avg	TBg	Net/P
Idaho State	11	70	3081	44.0	338	4.8	6	37.5
Montana State	12	47	1788	38.0	28	0.6	2	36.6
Weber State	11	52	2032	39.1	91	1.8	2	36.6
Portland State	11	59	2371	40.2	265	4.5	1	35.4
Eastern Washington	15	71	2781	39.2	188	2.6	8	34.3
Northern Colorado	11	65	2561	39.4	260	4.0	4	34.2
Sacramento State	11	53	1937	36.5	109	2.1	1	34.1
Northern Arizona	11	58	2325	40.1	241	4.2	6	33.9
Montana	11	66	2367	35.9	231	3.5	3	31.5

TURNOVER MARGIN	G	Gained			Lost			Mar	Per/G
		Fum	Int	Tot	Fum	Int	Tot		
Eastern Washington	15	21	26	47	19	16	35	+12	0.80
Northern Colorado	11	17	9	26	9	11	20	+6	0.55
Sacramento State	11	16	10	26	9	13	22	+4	0.36
Northern Arizona	11	15	10	25	14	9	23	+2	0.18
Montana State	12	16	8	24	17	7	24	+0	0.00
Portland State	11	12	8	20	16	10	26	-6	-0.55
Idaho State	11	13	10	23	11	18	29	-6	-0.55
Montana	11	13	12	25	16	16	32	-7	-0.64
Weber State	11	6	9	15	13	11	24	-9	-0.82

TOTAL OFFENSE	G	Rush	Pass	Plays	Yards	Avg/P	TD	Yds/G
Montana State	12	2108	3314	854	5422	6.3	47	451.8
Weber State	11	1992	2857	867	4849	5.6	34	440.8
Eastern Washington	15	2341	3615	1016	5956	5.9	55	397.1
Portland State	11	2236	2126	801	4362	5.4	26	396.5
Sacramento State	11	1874	2296	759	4170	5.5	40	379.1
Montana	11	1539	2569	760	4108	5.4	39	373.5
Northern Arizona	11	1516	2556	792	4072	5.1	34	370.2
Northern Colorado	11	1460	2497	730	3957	5.4	36	359.7
Idaho State	11	618	1865	626	2483	4.0	16	225.7

TOTAL DEFENSE	G	Rush	Pass	Plys	Yards	Avg	TD	Yds/G
Montana	11	1648	1540	778	3188	4.1	25	289.8
Northern Arizona	11	1029	2344	705	3373	4.8	27	306.6
Sacramento State	11	1236	2438	684	3674	5.4	33	334.0
Eastern Washington	15	2094	3589	1136	5683	5.0	39	378.9
Montana State	12	1858	2760	845	4618	5.5	40	384.8
Northern Colorado	11	1923	2460	764	4383	5.7	39	398.5
Idaho State	11	1799	2797	832	4596	5.5	41	417.8
Weber State	11	1910	2957	786	4867	6.2	38	442.5
Portland State	11	2562	2543	706	5105	7.2	57	464.1

RUSHING OFFENSE	G	Att	Yds	Avg	TD	Yds/G
Portland State	11	471	2236	4.7	17	203.3
Weber State	11	472	1992	4.2	17	181.1
Montana State	12	471	2108	4.5	21	175.7
Sacramento State	11	468	1874	4.0	15	170.4
Eastern Washington	15	492	2341	4.8	17	156.1
Montana	11	377	1539	4.1	12	139.9
Northern Arizona	11	403	1516	3.8	17	137.8
Northern Colorado	11	425	1460	3.4	17	132.7
Idaho State	11	298	618	2.1	4	56.2

RUSHING DEFENSE	G	Rushes	Yards	Avg.	TD	Yds/G
Northern Arizona	11	350	1029	2.9	10	93.5
Sacramento State	11	342	1236	3.6	10	112.4
Eastern Washington	15	599	2094	3.5	23	139.6
Montana	11	486	1648	3.4	15	149.8
Montana State	12	435	1858	4.3	21	154.8
Idaho State	11	453	1799	4.0	17	163.5
Weber State	11	419	1910	4.6	16	173.6
Northern Colorado	11	437	1923	4.4	18	174.8
Portland State	11	414	2562	6.2	30	232.9

PASS EFFICIENCY	G	Att	Cmp	Pct	Int	Yds	TD	Effic
Montana State	12	383	240	62.7	7	3314	26	154.1
Sacramento State	11	291	163	56.0	13	2296	25	141.7
Northern Colorado	11	305	163	53.4	11	2497	19	135.6
Eastern Washington	15	524	309	59.0	16	3615	38	134.7
Montana	11	383	231	60.3	16	2569	27	131.6
Weber State	11	395	233	59.0	11	2857	17	128.4
Northern Arizona	11	389	245	63.0	9	2556	17	128.0
Portland State	11	330	178	53.9	10	2126	9	111.0
Idaho State	11	328	150	45.7	18	1865	12	94.6

PASS DEF EFFICIENCY	G	Att	Cmp	Int	Pct.	Yds	TD	Effic
Montana	11	292	148	12	50.7	1540	10	98.1
Eastern Washington	15	537	305	26	56.8	3589	16	113.1
Northern Arizona	11	355	205	10	57.7	2344	17	123.4
Montana State	12	410	232	8	56.6	2760	19	124.5
Sacramento State	11	342	189	10	55.3	2438	23	131.5
Northern Colorado	11	327	198	9	60.6	2460	21	139.4
Weber State	11	367	213	9	58.0	2957	22	140.6
Idaho State	11	379	256	10	67.5	2797	24	145.2
Portland State	11	292	160	8	54.8	2543	27	153.0

# 2010 TEAM STATISTICS

KICKOFF RETURNS	G	Ret	Yds	TD	Avg
Eastern Washington	15	61	1429	3	23.4
Idaho State	11	57	1256	2	22.0
Weber State	11	42	907	0	21.6
Northern Colorado	11	49	1056	0	21.6
Montana	11	43	901	0	21.0
Montana State	12	44	918	0	20.9
Sacramento State	11	36	737	0	20.5
Northern Arizona	11	33	642	0	19.5
Portland State	11	61	1176	1	19.3

PUNT RETURN AVG	G	Ret	Yds	TD	Avg
Idaho State	11	17	300	2	17.6
Montana	11	27	374	0	13.9
Weber State	11	24	279	0	11.6
Northern Colorado	11	22	252	0	11.5
Sacramento State	11	19	174	3	9.2
Northern Arizona	11	29	255	2	8.8
Montana State	12	24	157	0	6.5
Eastern Washington	15	24	128	2	5.3
Portland State	11	17	73	0	4.3

FIRST DOWNS	G	Rush	Pass	Pen	Total
Eastern Washington	15	111	162	27	300
Montana State	12	111	146	15	272
Weber State	11	108	122	15	245
Northern Arizona	11	89	114	22	225
Portland State	11	101	92	16	209
Sacramento State	11	96	90	15	201
Montana	11	85	99	14	198
Northern Colorado	11	78	97	20	195
Idaho State	11	45	86	18	149

OPP. 1ST DOWNS	G	Rush	Pass	Pen	Total
Northern Arizona	11	58	101	12	171
Sacramento State	11	64	95	13	172
Montana	11	90	64	22	176
Portland State	11	92	94	21	207
Northern Colorado	11	98	112	13	223
Montana State	12	95	128	13	236
Weber State	11	95	132	14	241
Idaho State	11	105	123	26	254
Eastern Washington	15	131	159	17	307

SACKS BY	G	Sacks	Yards
Northern Arizona	11	33	235
Eastern Washington	15	32	191
Montana	11	30	217
Sacramento State	11	26	174
Montana State	12	24	182
Northern Colorado	11	17	121
Portland State	11	15	86
Weber State	11	15	122
Idaho State	11	14	100

RED ZONE OFFENSE	G	RedZone	Percent	TDs	R/P	FG-AT	F/I/D/O*
Northern Arizona	11	37-41	90.2	24	13/11	13-13	0/2/2/0
Montana State	12	48-54	88.9	32	16/16	16-16	2/1/1/2
Sacramento State	11	35-42	83.3	29	14/15	6-6	3/1/0/3
Montana	11	33-41	80.5	22	8/14	11-11	3/2/3/0
Eastern Washington	15	37-47	78.7	29	8/21	8-11	1/2/3/1
Weber State	11	37-49	75.5	24	15/9	13-15	2/5/3/0
Northern Colorado	11	26-38	68.4	22	12/10	4-8	0/2/5/1
Portland State	11	21-31	67.7	14	10/4	7-11	1/0/5/0
Idaho State	11	13-24	54.2	9	3/6	4-8	2/3/2/0

SACKS AGAINST	G	Sacks	Yards
Weber State	11	11	58
Sacramento State	11	16	94
Northern Arizona	11	17	114
Montana State	12	18	132
Montana	11	20	123
Portland State	11	21	171
Eastern Washington	15	23	115
Northern Colorado	11	34	241
Idaho State	11	42	293

PENALTIES	G	No	Yds	Avg/G
Montana State	12	62	545	45.4
Eastern Washington	15	87	717	47.8
Northern Arizona	11	66	574	52.2
Sacramento State	11	80	595	54.1
Northern Colorado	11	75	662	60.2
Montana	11	80	691	62.8
Portland State	11	89	714	64.9
Weber State	11	87	732	66.5
Idaho State	11	77	779	70.8

OPP. PENALTIES	G	No	Yds	Avg/G
Idaho State	11	84	771	70.1
Northern Colorado	11	82	722	65.6
Portland State	11	76	701	63.7
Northern Arizona	11	77	692	62.9
Eastern Washington	15	100	937	62.5
Sacramento State	11	78	648	58.9
Montana State	12	76	635	52.9
Weber State	11	66	546	49.6
Montana	11	63	506	46.0

3RD-DN CONV.	G	Conv	Att	Pct
Montana State	12	76	167	45.5
Weber State	11	84	188	44.7
Montana	11	60	162	37.0
Eastern Washington	15	75	206	36.4
Sacramento State	11	56	156	35.9
Northern Arizona	11	56	161	34.8
Northern Colorado	11	51	154	33.1
Portland State	11	54	169	32.0
Idaho State	11	33	137	24.1

OPP 3RD-DN CONVERT	G	Conv	Att	Pct
Montana	11	49	172	28.5
Sacramento State	11	45	144	31.2
Northern Arizona	11	51	160	31.9
Portland State	11	47	138	34.1
Weber State	11	56	152	36.8
Northern Colorado	11	54	146	37.0
Eastern Washington	15	96	238	40.3
Montana State	12	74	175	42.3
Idaho State	11	69	162	42.6

FIELD GOALS	G	Made	Att	Pct
Sacramento State	11	13	15	.867
Montana State	12	20	24	.833
Northern Arizona	11	14	18	.778
Montana	11	14	18	.778
Weber State	11	15	20	.750
Portland State	11	18	26	.692
Idaho State	11	8	14	.571
Eastern Washington	15	12	22	.545
Northern Colorado	11	5	11	.455

PAT KICKING	G	Made	Att	Pct
Portland State	11	23	23	1.000
Idaho State	11	20	20	1.000
Montana	11	41	42	.976
Eastern Washington	15	58	60	.967
Sacramento State	11	40	42	.952
Northern Arizona	11	34	37	.919
Northern Colorado	11	32	35	.914
Montana State	12	42	48	.875
Weber State	11	24	28	.857

4TH-DN CONV.	G	Conv	Att	Pct
Northern Arizona	11	15	23	65.2
Eastern Washington	15	15	23	65.2
Weber State	11	13	21	61.9
Idaho State	11	8	14	57.1
Montana	11	6	11	54.5
Northern Colorado	11	8	16	50.0
Sacramento State	11	9	18	50.0
Montana State	12	7	15	46.7
Portland State	11	9	25	36.0

OPP 4TH-DN CONVERT	G	Conv	Att	Pct
Montana	11	7	19	36.8
Montana State	12	8	20	40.0
Northern Arizona	11	10	21	47.6
Sacramento State	11	13	25	52.0
Weber State	11	7	12	58.3
Eastern Washington	15	18	30	60.0
Idaho State	11	11	18	61.1
Northern Colorado	11	10	16	62.5
Portland State	11	7	11	63.6

TIME OF POSSESSION	G	Total Time	Avg/G
Portland State	11	370:48	33:42
Northern Arizona	11	365:24	33:13
Sacramento State	11	365:07	33:11
Montana State	12	375:17	31:16
Weber State	11	332:41	30:14
Northern Colorado	11	313:42	28:31
Eastern Washington	15	421:14	28:04
Idaho State	11	284:35	25:52
Montana	11	284:13	25:50

\*F - Fumble. I - Interception. D - Down. O - Other.

# 2010 TEAM SUPERLATIVES

<b>Points</b>	73	Montana vs Western State (Sep 4)
<b>Points scored kicking</b>	18	Montana State vs Drake (Sep 18) [5fg,3pat]
<b>Touchdowns</b>	10	Montana vs Western State (Sep 4)
<b>Total offense yards</b>	655	Northern Arizona vs Portland St. (Nov 20) [394r,261p]
	646	Montana State at Sacramento State (Oct 2) [261r,385p]
<b>Total offense plays</b>	99	Weber State vs Northern Colorado (Sep 11) [45r,54p]
	99	Portland State vs E. Washington (Oct 30) [42r,57p]
<b>Total offense yards/play</b>	11.1	Northern Arizona vs Portland State (Nov 20) [59-655]
	9.9	E. Washington at Portland State (Oct 30) [53-523]
<b>Rushing yards</b>	394	Northern Arizona vs Portland State (Nov 20)
<b>Rushing attempts</b>	68	Weber State vs Montana (Oct 30)
<b>Yards per rush</b>	10.9	Northern Arizona vs Portland State (Nov 20) [36-394]
<b>Rushing TDs</b>	4	Northern Arizona vs Western New Mexico (Sept. 2)
	4	Montana State vs Fort Lewis (Sep 4)
	4	Northern Colorado vs Adams State (Sep 4)
	4	Montana State at Sacramento State (Oct 2)
	4	Weber State vs Portland State (Oct 23)
	4	Weber State vs Montana (Oct 30)
	4	Northern Arizona vs Portland State (Nov 20)
<b>Longest rush</b>	82	Northern Arizona vs Portland State (Nov 20)
<b>Passing yards</b>	416	Montana at Cal Poly (Sep 11)
	402	Montana State at Idaho State (Oct 30)
<b>Passing attempts</b>	57	Portland State vs Eastern Wasjomgtpm (Oct 30)
<b>Passing TDs</b>	6	Montana vs WSC (Sep 4)
<b>Longest pass</b>	82	Eastern Washington at Nevada (Sep 2)
<b>Passes completed</b>	36	Montana vs Idaho State (Oct 9)
<b>Had intercepted</b>	4	Northern Colorado at Michigan State (Sep 25)
	4	Weber State at Idaho State (Oct 16)
<b>Pass completion pct</b>	79.3	Montana State vs Drake (Sep 18) [23-29]
<b>Field goal attempts</b>	6	Northern Colorado at Weber State (Sep 11)
	6	Idaho State vs Weber State (Oct 16)
<b>Field goals made</b>	5	Montana State vs Drake (Sep 18)
<b>Longest field goal</b>	55	Montana State vs Drake (Sep 18)
<b>Punts</b>	11	Portland State at Oregon (Sep 18)
	11	Montana at Portland State (Oct 16)
<b>Longest punt</b>	72	Northern Colorado vs Northern Arizona (Nov 6)
<b>Punt returns</b>	7	Montana vs Western State (Sep 4)
<b>Punt return TDs</b>	1	Sacramento State at Stanford (Sep 4)
	1	Idaho State at Northern Colorado (Sep 18)
	1	Eastern Washington vs Montana (Sep 18)
	1	Northern Arizona at Southern Utah (Oct. 2)
	1	Idaho State at Montana (Oct 9)
	1	Sacramento State vs Northern Colorado (Oct 9)
	1	Sacramento State at Eastern Washington (Oct 23)
	1	Eastern Washington at Portland State (Oct 30)
	1	Northern Arizona vs Portland State (Nov 20)
<b>Longest punt return</b>	84	Idaho State at Montana (Oct 9)
<b>Kick returns</b>	11	Portland State at Oregon (Sep 18)
<b>Kick return yards</b>	207	Eastern Washington vs North Dakota State (Dec 11)
<b>Longest kick return</b>	100	Idaho State at Montana (Oct 9)
	97	Eastern Washington at Northern Colorado (Oct 16)

<b>Kick return TDs</b>	1	Idaho State at Northern Colorado (Sep 18)
	1	Idaho State at Montana (Oct 9)
	1	Eastern Washington at Northern Colorado (Oct 16)
	1	Portland State vs Montana (Oct 16, 2010)
	1	Eastern Washington vs Southern Utah (Nov 13)
	1	Eastern Washington vs North Dakota State (Dec 11)
<b>Interceptions</b>	4	Montana vs Western State (Sep 4)
	4	Idaho State vs Weber State (Oct 16)
<b>Longest interception rtn</b>	100	Idaho State vs Weber State (Oct 16)
<b>Interception return TDs</b>	4	Montana vs Western State (Sep 4)
<b>QB sacks</b>	7	Montana State at Idaho State (Oct 30)
<b>Turnovers committed</b>	6	Weber State vs Northern Colorado (Sep 11)
	6	Montana at Eastern Washington (Sep 18)
<b>Turnovers caused</b>	6	Northern Colorado at Weber State (Sep 11)
	6	Eastern Washington vs Montana (Sep 18)
	6	Eastern Washington vs Villanova (Dec 17)
<b>Kicks blocked</b>	2	Weber State vs Northern Colorado (Sep 11)
	2	Sacramento State at Eastern Washington (Oct 23)
<b>First downs</b>	30	Montana State vs Fort Lewis (Sep 4)
	30	Weber State vs Northern Colorado (Sep 11)
<b>Penalties</b>	14	Sacramento State at Idaho State (Nov 13)
<b>Penalties yards</b>	147	Portland State vs Idaho State (Oct 2)
<b>Total offense yards</b>	94	Montana vs Western State (Sep 4)
	104	Northern Colorado vs Adams State (Sep 4)
<b>Total offense yards/play</b>	1.6	Montana vs Western State (Sep 4) [59-94]
	2.1	Northern Colorado vs Adams State (Sep 4) [50-104]
<b>Rushing yards</b>	-3	Idaho State vs Montana-Western (Sep 4)
	3	Portland State vs Idaho State (Oct 2)
<b>Rushing attempts</b>	12	Montana State vs Fort Lewis (Sep 4)
<b>Yards per rush</b>	-0.1	Idaho State vs Montana-Western (Sep 4) [21--3]
	0.2	Portland State vs Idaho State (Oct 2) [20-3]
<b>Longest rush</b>	6	Montana State vs Fort Lewis (Sep 4)
<b>Passing attempts</b>	15	Eastern Washington vs Southeast Missouri (Dec 4)
	15	Montana at Cal Poly (Sep 11)
<b>Passing yards</b>	55	Montana vs Western State (Sep 4)
<b>Yards per completion</b>	5.0	Northern Colorado vs Adams State (Sep 4) [12-60]
	5.0	Montana vs Western State (Sep 4) [11-55]
	5.0	Montana at Portland State (Oct 16) [13-65]
<b>Passes completed</b>	5	Montana State vs North Dakota State (Dec 4)
<b>Pass completion pct</b>	26.3	Montana State vs North Dakota State (Dec 4)
<b>Longest pass</b>	12	Montana at Portland State (Oct 16)
<b>First downs</b>	5	Northern Colorado vs Adams State (Sep 4)
<b>1st downs rushing</b>	0	Montana State vs Fort Lewos (Sep 4)
<b>1st downs passing</b>	1	Eastern Washington vs Southeast Missouri (Dec 4)
<b>1st downs by penalty</b>	0	28 Teams
<b>Penalties</b>	0	Idaho State at Eastern Washington (Nov 20)
<b>Penalties yards</b>	0	Idaho State at Eastern Washington (Nov 20)

## 2010 Big Sky Opponent Lows

# 2010 INDIVIDUAL STATISTICS

RUSHING	Team	CI	G	Att	Yds	Avg	TD	Long	Yds/G
Taiwan Jones	EWU	JR	12	221	1742	7.9	14	77	145.2
Cory McCaffrey	PSU	JR	11	231	1287	5.6	10	48	117.0
Bryan Hilliard	SAC	JR	9	195	883	4.5	12	70	98.1
Zach Bauman	NAU	FR	11	237	1059	4.5	14	82	96.3
Orenzo Davis	MSU	JR	12	206	1126	5.5	10	40	93.8
Chase Reynolds	UM	SR	11	191	982	5.1	8	59	89.3
Andre Harris	NC	SR	10	151	711	4.7	10	57	71.1
Bo Bolen	WSU	FR	11	153	704	4.6	3	45	64.0
Giovannie Dixon	NAU	SO	10	83	512	6.2	3	75	51.2
Vai Tafuna	WSU	SR	11	135	551	4.1	10	60	50.1

TOTAL OFFENSE	Team	CI	G	Rush	Pass	Plays	Total	Yds/G
Denarius McGhee	MSU	FR	12	181	3163	442	3344	278.7
Bo Mitchell	EWU	JR	15	47	3496	563	3543	236.2
Cameron Higgins	WSU	SR	11	11	2512	385	2523	229.4
Dylan Orms	NC	JR	10	217	2055	353	2272	227.2
Jeff Fleming	SAC	JR	11	399	2044	354	2443	222.1
Michael Herrick	NAU	SR	10	-44	2061	336	2017	201.7
Justin Roper	UM	SR	11	120	1885	336	2005	182.3
Taiwan Jones	EWU	JR	12	1742	0	221	1742	145.2
Cory McCaffrey	PSU	JR	11	1287	0	231	1287	117.0
Russel Hill	ISU	SR	10	-187	1194	247	1007	100.7

PASSING AVG/GAME	Team	CI	G	Att	Cmp	Int	Pct.	Yds	TD	Avg/G
Denarius McGhee	MSU	FR	12	362	227	6	62.7	3163	23	263.6
Bo Mitchell	EWU	JR	15	505	300	15	59.4	3496	37	233.1
Cameron Higgins	WSU	SR	11	359	210	11	58.5	2512	15	228.4
Michael Herrick	NAU	SR	10	306	194	9	63.4	2061	15	206.1
Dylan Orms	NC	JR	10	254	133	9	52.4	2055	15	205.5
Jeff Fleming	SAC	JR	11	248	138	10	55.6	2044	23	185.8
Justin Roper	UM	SR	11	278	171	11	61.5	1885	19	171.4
Russel Hill	ISU	SR	10	204	92	8	45.1	1194	8	119.4
Tygue Howland	PSU	SR	11	175	85	7	48.6	1017	3	92.5
Kyle Morris	ISU	FR	9	124	58	10	46.8	671	4	74.6

REC/GAME	Team	CI	G	Rec	Yds	TD	Long	Avg/C	Rec/G
D.Curry-Chapman	NAU	SR	11	69	738	6	39	10.7	6.27
Austin Shanks	NAU	JR	11	65	613	3	34	9.4	5.91
Joe Collins	WSU	SR	11	61	1046	6	80	17.1	5.55
Brandon Kaufman	EWU	SO	15	76	1214	15	76	16.0	5.07
Jace Davis	NC	SO	11	53	992	7	70	18.7	4.82
Mike Phillips	WSU	SR	11	52	793	4	65	15.2	4.73
Jabin Sambrano	UM	JR	9	39	584	3	72	15.0	4.33
Everett Gilbert	MSU	SO	12	48	574	2	50	12.0	4.00
Nicolas Edwards	EWU	SO	15	57	614	7	40	10.8	3.80
Nick Hutter	PSU	SR	10	38	521	3	50	13.7	3.80

REC. YDS/GAME	Team	CI	G	Rec	Yds	TD	Long	Avg/C	Yds/G
Joe Collins	WSU	SR	11	61	1046	6	80	17.1	95.1
Jace Davis	NC	SO	11	53	992	7	70	18.7	90.2
Brandon Kaufman	EWU	SO	15	76	1214	15	76	16.0	80.9
Mike Phillips	WSU	SR	11	52	793	4	65	15.2	72.1
Chase Deadder	SAC	JR	11	37	788	6	76	21.3	71.6
D.Curry-Chapman	NAU	SR	11	69	738	6	39	10.7	67.1
Jabin Sambrano	UM	JR	9	39	584	3	72	15.0	64.9
Julius Lloyd	MSU	SR	12	36	711	7	62	19.8	59.2
Elvis Akpla	MSU	JR	12	43	682	4	52	15.9	56.8
Austin Shanks	NAU	JR	11	65	613	3	34	9.4	55.7

ALL PURPOSE	Team	CI	G	Rush	Rcv	PR	KR	Yds	Avg/G
Taiwan Jones	EWU	JR	12	1742	342	28	309	2421	201.8
Tavoy Moore	ISU	JR	11	252	421	275	1086	2034	184.9
Bo Bolen	WSU	FR	11	704	256	-5	847	1802	163.8
Orenzo Davis	MSU	JR	12	1126	173	16	256	1571	130.9
Cory McCaffrey	PSU	JR	11	1287	136	0	0	1423	129.4
Zach Bauman	NAU	FR	11	1059	308	0	0	1367	124.3
Chase Reynolds	UM	SR	11	982	333	0	0	1315	119.5
Everett Gilbert	MSU	SO	12	132	574	0	637	1343	111.9
Bryan Hilliard	SAC	JR	9	883	17	0	0	900	100.0
Joe Collins	WSU	SR	11	5	1046	0	0	1051	95.5

INTERCEPTIONS	Team	CI	G	Int	Yds	TD	Long	Int/G
Erik Stoll	UM	SR	11	5	73	1	34	0.45
Tru. Johnson	UM	JR	11	4	88	2	53	0.36
Matt Johnson	EWU	JR	15	5	73	0	42	0.33
Dustin Tew	ISU	SR	11	3	135	1	100	0.27
Brian Hunter	NAU	SR	11	3	75	0	36	0.27
Manoa Latu	PSU	JR	11	3	44	1	43	0.27
Korey Askew	NC	SR	11	3	18	1	18	0.27
David James	WSU	SO	11	3	12	0	12	0.27

PASS EFF.	Team	CI	G	Att	Cmp	Int	Pct.	Yds	TD	Eff.
Denarius McGhee	MSU	FR	12	362	227	6	62.7	3163	23	153.8
Jeff Fleming	SAC	JR	11	248	138	10	55.6	2044	23	147.4
Bo Mitchell	EWU	JR	15	505	300	15	59.4	3496	37	135.8
Justin Roper	UM	SR	11	278	171	11	61.5	1885	19	133.1
Dylan Orms	NC	JR	10	254	133	9	52.4	2055	15	132.7
Michael Herrick	NAU	SR	10	306	194	9	63.4	2061	15	130.3
Cameron Higgins	WSU	SR	11	359	210	11	58.5	2512	15	124.9
Russel Hill	ISU	SR	10	204	92	8	45.1	1194	8	99.4

PUNT RETURN AVG	Team	CI	G	Ret	Yds	TD	Long	Avg
Tavoy Moore	ISU	JR	11	15	275	2	84	18.3
Peter Ngyuen	UM	SO	11	24	307	0	45	12.8
Jordan Brown	WSU	SR	11	23	284	0	49	12.3
Dominic Gunn	NC	SO	11	21	248	0	50	11.8

KICK RETURN AVG	Team	CI	G	Ret	Yds	TD	Long	Avg
Jesse Hoffman	EWU	SR	15	25	712	3	97	28.5
Peter Ngyuen	UM	SO	11	27	670	0	56	24.8
Everett Gilbert	MSU	SO	12	26	637	0	56	24.5
Bo Bolen	WSU	FR	11	35	847	0	65	24.2
Tavoy Moore	ISU	JR	11	45	1086	2	100	24.1
Dominic Gunn	NC	SO	11	28	654	0	53	23.4
Sam McCowan	SAC	SO	11	24	498	0	38	20.8
Taiwan Jones	EWU	JR	12	15	309	0	30	20.6
Patrick Walker	NC	JR	11	18	349	0	34	19.4
Daniel Adler	NAU	JR	10	14	269	0	41	19.2

PUNTING	Team	CI	G	Punt	Yds	Long	Avg
David Harrington	ISU	JR	11	69	3060	60	44.3
Thomas Duyndam	PSU	SO	10	51	2171	67	42.6
Drew Zamora	NAU	JR	11	48	2025	70	42.2
Cameron Kaman	NC	JR	10	59	2384	72	40.4
Cameron Zuber	EWU	SR	15	69	2781	63	40.3
Josh Kealamakia	WSU	FR	10	45	1797	65	39.9
Brody McKnight	UM	JR	11	53	2043	64	38.5
Rory Perez	MSU	FR	12	47	1788	56	38.0
Augie Heath	SAC	JR	11	53	1937	61	36.5

SCORING	Team	CI	G	TD	XPT	FG	2XP	Pts	Pts/G
Zach Bauman	NAU	FR	11	16	0	0	0	96	8.7
Taiwan Jones	EWU	JR	12	17	0	0	0	102	8.5
J. Cunningham	MSU	JR	12	0	42	20	0	102	8.5
Bryan Hilliard	SAC	JR	9	12	0	0	0	72	8.0
Brody McKnight	UM	JR	11	0	41	14	0	83	7.5
Zach Brown	PSU	SO	11	0	23	18	2	79	7.2
Chris Diniz	SAC	SR	11	0	40	13	0	79	7.2
Matt Myers	NAU	JR	11	0	34	14	0	76	6.9
Andre Harris	NC	SR	10	11	0	0	0	66	6.6
Chase Reynolds	UM	SR	11	12	0	0	0	72	6.5

SCORING (TDs)	Team	CI	G	TD	Rush	Pass	Ret	PAT	Pts	Pts/G
Zach Bauman	NAU	FR	11	16	14	2	0	0	96	8.7
Taiwan Jones	EWU	JR	12	17	14	3	0	0	102	8.5
Bryan Hilliard	SAC	JR	9	12	12	0	0	0	72	8.0
Andre Harris	NC	SR	10	11	10	1	0	0	66	6.6
Chase Reynolds	UM	SR	11	12	8	4	0	0	72	6.5
Brandon Kaufman	EWU	SO	15	15	0	15	0	0	90	6.0
Cory McCaffrey	PSU	JR	11	11	10	1	0	0	66	6.0
Orenzo Davis	MSU	JR	12	11	10	1	0	0	66	5.5
Vai Tafuna	WSU	SR	11	10	10	0	0	0	60	5.5
Morris Norrise	SAC	FR	11	8	0	8	0	0	48	4.4

# 2010 INDIVIDUAL STATISTICS

SCORING (KICK)	Team	Cl	G	PATs	FGs	Pts	Pts/G
J. Cunningham	MSU	JR	12	42-48	20-24	102	8.5
Brody McKnight	UM	JR	11	41-42	14-18	83	7.5
Chris Diniz	SAC	SR	11	40-42	13-15	79	7.2
Zach Brown	PSU	SO	11	23-23	18-26	77	7.0
Matt Myers	NAU	JR	11	34-36	14-18	76	6.9
Shaun McClain	WSU	FR	11	24-26	15-20	69	6.3
Mike Jarrett	EWU	JR	15	54-55	10-19	84	5.6
Brendon Garcia	ISU	FR	11	20-20	8-14	44	4.0
Dave Eden	NC	FR	9	22-24	1-3	25	2.8

FIELD GOALS	Team	Cl	G	FG	FGA	Pct.	FG/G
J. Cunningham	MSU	JR	12	20	24	83.3	1.67
Zach Brown	PSU	SO	11	18	26	69.2	1.64
Shaun McClain	WSU	FR	11	15	20	75.0	1.36
Matt Myers	NAU	JR	11	14	18	77.8	1.27
Brody McKnight	UM	JR	11	14	18	77.8	1.27
Chris Diniz	SAC	SR	11	13	15	86.7	1.18
Brendon Garcia	ISU	FR	11	8	14	57.1	0.73
Mike Jarrett	EWU	JR	15	10	19	52.6	0.67
Mason Puckett	NC	SO	10	4	8	50.0	0.40

FIELD GOAL PCT	Team	Cl	G	FG	FGA	Long	Pct.
J. Cunningham	MSU	JR	12	20	24	55	83.3
Zach Brown	PSU	SO	11	18	26	53	69.2

PAT KICKING PCT	Team	Cl	G	Made	Att	Pct.
Zach Brown	PSU	SO	11	23	23	100.0
Mike Jarrett	EWU	JR	15	54	55	98.2
Brody McKnight	UM	JR	11	41	42	97.6
Chris Diniz	SAC	SR	11	40	42	95.2
Matt Myers	NAU	JR	11	34	36	94.4
Shaun McClain	WSU	FR	11	24	26	92.3
Dave Eden	NC	FR	9	22	24	91.7
J. Cunningham	MSU	JR	12	42	48	87.5

## TACKLES (All positions)

Player	Team	Cl	G	Pos	Solo	Ast	Total	Avg/G	Sack
A.J. Storms	ISU	JR	11	LB	63	83	146	13.3	0.0
J.C. Sherritt	EWU	SR	15	LB	85	91	176	11.7	3.0
Caleb McSurdy	UM	JR	11	LB	32	80	112	10.2	0.5
Chris Holmesly	ISU	SR	11	DB	50	59	109	9.9	0.0
Jordan Brown	WSU	SR	11	DB	67	33	100	9.1	0.5
Basim Hudeen	ISU	JR	11	LB	49	51	100	9.1	1.0
Nick Webb	WSU	JR	11	LB	69	30	99	9.0	1.0
Jordan Tripp	UM	SO	11	LB	36	63	99	9.0	3.5
Zach Johnson	EWU	JR	15	LB	62	72	134	8.9	3.5
Peter Buck	SAC	SR	11	LB	52	44	96	8.7	2.0
John Eddy	NC	SR	11	LB	39	51	90	8.2	4.0
Taylor Sedillo	WSU	SR	11	LB	33	52	85	7.7	0.5
Ryan Rau	PSU	JR	11	LB	47	36	83	7.5	0.0
Zach Schrader	SAC	SR	11	S	44	38	82	7.5	1.0
Erik Stoll	UM	SR	11	SS	24	58	82	7.5	0.0
A. Grosulak	MSU	FR	12	LB	42	46	88	7.3	2.5
Matt King	NC	SR	11	LB	31	48	79	7.2	1.0
Blake Keller	WSU	JR	11	DB	41	38	79	7.2	0.0
Matt Johnson	EWU	JR	15	DB	66	39	105	7.0	0.0
Jody Owens	MSU	SO	12	LB	42	38	80	6.7	0.0
Manoa Latu	PSU	JR	11	S	39	33	72	6.5	0.0
Dustin Tew	ISU	SR	11	DB	39	30	69	6.3	0.0
Alex Shaw	UM	JR	10	LB	28	34	62	6.2	2.0
R. Worthington	NAU	SR	11	LB	27	40	67	6.1	1.5
Max Hewitt	NC	SR	11	S	33	32	65	5.9	1.5
Tyler Washburn	EWU	SO	15	LB	32	54	86	5.7	0.5
Michael Rider	MSU	SR	12	S	40	26	66	5.5	0.0
Korey Askew	NC	SR	11	CB	30	28	58	5.3	0.0
Scott McKeever	NAU	JR	10	LB	32	20	52	5.2	5.5
Kenny Viser	ISU	SR	11	DB	32	25	57	5.2	0.0
Matt Estrada	NAU	SR	10	S	30	21	51	5.1	0.0
Jesse Hoffman	EWU	SR	15	DB	45	30	75	5.0	0.0
Tyler Jolley	EWU	SR	14	DL	30	40	70	5.0	5.0
Cody Dowd	NAU	SR	11	LB	26	29	55	5.0	1.0

Jordan Craney	MSU	SR	10	SS	32	17	49	4.9	0.0
Brandon Dodson	UM	SR	11	DB	31	22	53	4.8	0.0
DJ Macarthy	PSU	SR	11	LB	29	23	52	4.7	3.0
Kyle Monson	SAC	JR	10	S	34	13	47	4.7	0.0
Dana Willis	SAC	SR	11	S	33	18	51	4.6	0.0
DeShawn Shead	PSU	JR	11	CB	29	22	51	4.6	1.0
Bry. Waldhauser	UM	JR	11	DT	15	35	50	4.5	5.0
Mike McCord	UM	JR	10	DB	23	22	45	4.5	0.0
Jarrid Nash	ISU	SR	11	LB	20	29	49	4.5	1.0
Colby Riggins	NC	JR	9	CB	16	22	38	4.2	0.0
Clay Bignell	MSU	JR	10	LB	25	17	42	4.2	1.0
Carl Sommer	PSU	JR	11	DE	30	16	46	4.2	4.0
A Saga-White	WSU	SO	10	DT	12	29	41	4.1	0.5
Nick Hernon	NC	JR	11	DE	20	25	45	4.1	0.0
Dante Calcote	EWU	SR	15	DB	39	21	60	4.0	0.0
Tru. Johnson	UM	JR	11	CB	24	20	44	4.0	0.5

SACKS	Team	Cl	G	Pos	Solo	Ast	Yds	Total	Avg/G
Zack Nash	SAC	JR	11	DE	13	0	84	13.0	1.18
Dan Ogden	MSU	SR	12	DT	7	0	45	7.0	0.58
Renard Williams	EWU	JR	15	DL	5	3	53	6.5	0.43
Isaac Bond	NAU	JR	11	DE	5	1	44	5.5	0.50
Scott McKeever	NAU	JR	10	LB	5	1	37	5.5	0.55
Sean Rutten	ISU	SR	11	DL	5	0	44	5.0	0.45
Bry. Waldhauser	UM	JR	11	DT	4	2	36	5.0	0.45
Jerry Ceja	EWU	SO	14	DL	4	2	21	5.0	0.36
Tyler Jolley	EWU	SR	14	DL	4	2	19	5.0	0.36
Zach Minter	MSU	SO	12	DT	4	1	64	4.5	0.38

TACK. FOR LOSS	Team	Cl	G	Pos	Solo	Ast	Yds	Total	Avg/G
Zack Nash	SAC	JR	11	DE	15	3	90	16.5	1.50
Zach Johnson	EWU	JR	15	LB	11	7	48	14.5	0.97
J.C. Sherritt	EWU	SR	15	LB	10	8	40	14.0	0.93
Renard Williams	EWU	JR	15	DL	10	6	81	13.0	0.87
Dan Ogden	MSU	SR	12	DT	10	2	57	11.0	0.92
Carl Sommer	PSU	JR	11	DE	11	0	35	11.0	1.00

FUMBLES FORCED	Team	Cl	G	Num	Avg/G
Zack Nash	SAC	JR	11	6	0.55
Chris Holmesly	ISU	SR	11	5	0.45
Matt Estrada	NAU	SR	10	3	0.30
Ethan Davis	NC	SR	11	3	0.27
Renard Williams	EWU	JR	15	4	0.27

FUMBLES RCVD	Team	Cl	G	Num	Avg/G
David Coleman	SAC	JR	11	5	0.45
VJ Holmes	NC	JR	10	3	0.30
Jordan Tripp	UM	SO	11	3	0.27
Peter Buck	SAC	SR	11	3	0.27
Paul Ena	EWU	SO	15	4	0.27
Scott McKeever	NAU	JR	10	2	0.20
Jake Potter	EWU	SO	15	3	0.20
Jason D'Alba	MSU	SR	11	2	0.18
Cody Dowd	NAU	SR	11	2	0.18
Jeff Badger	SAC	SO	11	2	0.18

PASSES DEFENDED	Team	Cl	G	Brup	Int	Total	Avg/G
Taelor Worrell	NAU	SR	11	11	0	11	1.00
Jesse Hoffman	EWU	SR	15	12	3	15	1.00
Tru. Johnson	UM	JR	11	7	4	11	1.00
Darius Jones	MSU	SO	12	11	0	11	0.92
David James	WSU	SO	11	7	3	10	0.91
Erik Stoll	UM	SR	11	5	5	10	0.91
Brian Hunter	NAU	SR	11	7	3	10	0.91
Kyle Monson	SAC	JR	10	7	2	9	0.90
Matt Johnson	EWU	JR	15	8	5	13	0.87
Dante Calcote	EWU	SR	15	12	1	13	0.87

# 2010 INDIVIDUAL SUPERLATIVES

## Points scored

24 Zach Bauman (Northern Arizona) vs Western New Mexico (Sept. 2)  
 24 Vai Tafuna (Weber State) vs Montana (Oct 30)

## Touchdowns

4 Zach Bauman (Northern Arizona) vs Western New Mexico (Sept. 2)  
 4 Vai Tafuna (Weber State) vs Montana (Oct 30)

## TD responsibility

6 Jeff Fleming (Sacramento State) vs Montana State (Oct 2) [1r,5p]

## Points scored kicking

18 J. Cunningham (Montana State) vs Drake (Sep 18) [5fg,3pat]  
 17 Brody McKnight (Montana) vs Idaho State (Oct 9) [4fg,5pat]

## Total offense yards

447 Denarius McGhee (Montana State) at Idaho State (Oct 30) [45r,402p]  
 420 Denarius McGhee (Montana State) at Sacramento State (Oct 2) [35r,385p]

## Total offense plays

60 Tygue Howland (Portland State) vs E. Washington (Oct 30) [5r,55p]  
 56 Higgins,Cameron (Weber State) vs Northern Colorado (Sep 11) [2r,54p]  
 56 Bo Mitchell (Eastern Washington) at Montana State (Sep 25) [7r,49p]

## Total offense yards/play

16.8 Giovannie Dixon (Northern Arizona) vs Portland State (Nov 20) [13-219]

## Rushing yards

230 Taiwan Jones (Eastern Washington) vs North Dakota State (Dec 11)  
 226 Cory McCaffrey (Portland State) vs Northern Colorado (Nov 13)

## Rushing attempts

33 Cory McCaffrey (Portland State) at Sacramento State (Nov 6)  
 33 Cory McCaffrey (Portland State) vs Northern Colorado (Nov 13)  
 33 Orenzo Davis (Montana State) at Montana (Nov 20)

## Yards per rush

16.8 Giovannie Dixon (Northern Arizona) vs Portland State (Nov 20) [13-219]  
 16.0 Jabin Sambrano (Montana) at Eastern Washington (Sep 18) [2-32]

## Rushing TDs

4 Zach Bauman (Northern Arizona) vs Western New Mexico (Sept. 2)  
 4 Vai Tafuna (Weber State) vs Montana (Oct 30)

## Longest rush

82 Zach Bauman (Northern Arizona) vs Portland State (Nov 20)  
 77 Taiwan Jones (Eastern Washington) vs Sacramento State (Oct 23)

## Passing yards

402 Denarius McGhee (Montana State) at Idaho State (Oct 30)  
 400 Denarius McGhee (Montana State) vs Northern Colorado (Oct 23)

## Passing attempts

55 Tygue Howland (Portland State) vs Eastern Washington (Oct 30)  
 54 Higgins,Cameron (Weber State) vs Northern Colorado (Sep 11)

## Passing TDs

5 Jeff Fleming (Sacramento State) vs Montana State (Oct 2)

## Longest pass

82 Bo Mitchell (Eastern Washington) at Nevada (Sep 2)  
 80 Jeff Fleming (Sacramento State) vs Northern Colorado (Oct 9)  
 80 Mike Hoke (Weber State) at Northern Arizona (Nov 13)

## Passes completed

33 Higgins,Cameron (Weber State) vs Northern Colorado (Sep 11)  
 32 Michael Herrick (Northern Arizona) vs Montana State (Oct 16)

## Had intercepted

4 Cameron Higgins (Weber State) at Idaho State (Oct 16)

## Pass yards/attempt

14.5 Cary Grossart (Northern Arizona) vs Western New Mexico (Sept. 2) [4-58]  
 13.9 C. Kavanaugh (Portland State) at Weber State (Oct 23) [20-278]

## Pass yards/catch

19.3 Cary Grossart (Northern Arizona) vs Western New Mexico (Sept 2) [3-58]  
 19.9 C. Kavanaugh (Portland State) at Weber State (Oct 23) [14-278]

## Receiving yards

207 Jace Davis (Northern Colorado) at Montana State (Oct 23)  
 191 Joe Collins (Weber State) at Northern Arizona (Nov 13)

## Receptions

11 Phillips,Mike (Weber State) vs Northern Colorado (Sep 11)  
 10 D.Curry-Chapman (Northern Arizona) at Eastern Washington (Oct 9)  
 10 Nick Hutter (Portland State) vs Eastern Washington (Oct 30)  
 10 D.Curry-Chapman (Northern Arizona) vs Weber State (Nov 13)

## Yards per catch

49.3 Jace Davis (Northern Colorado) vs Adams State (Sep 4) [3-148]  
 46.0 Taiwan Jones (Eastern Washington) at Nevada (Sep 2) [2-92]

## Receiving TDs

3 Morris Norrise (Sacramento State) vs Montana State (Oct 2)  
 3 Julius Lloyd (Montana State) at Sacramento State (Oct 2)

## Longest reception

82 Taiwan Jones (Eastern Washington) at Nevada (Sep 2)  
 80 Morris Norrise (Sacramento State) vs Northern Colorado (Oct 9)  
 80 Joe Collins (Weber State) at Northern Arizona (Nov 13)

## Field goals made

5 J. Cunningham (Montana State) vs Drake (Sep 18)

## Longest field goal

55 J. Cunningham (Montana State) vs Drake (Sep 18)  
 53 Zach Brown (Portland State) at Arizona State (Sep 4)  
 53 Brody McKnight (Montana) at Eastern Washington (Sep 18)

## PAT kicks attempted

10 Brody McKnight (Montana) vs Western State (Sep 4)

## PAT kicks made

10 Brody McKnight (Montana) vs WSC (Sep 4)

## Punts

11 Brody McKnight (Montana) at Portland State (Oct 16)  
 10 Brody McKnight (Montana) vs North Dakota (Nov 13)

## Yards punted

412 Brody McKnight (Montana) at Portland State (Oct 16) [11-412]

## Longest punt

72 Cameron Kaman (Northern Colorado) vs Northern Arizona (Nov 6)  
 70 Drew Zamora (Northern Arizona) vs Montana State (Oct 16)  
 70 Drew Zamora (Northern Arizona) vs Portland State (Nov 20)

## Punting avg

55.2 Drew Zamora (Northern Arizona) vs Sacramento State (Oct 30) [4-221]  
 50.0 Cameron Zuber (Eastern Washington) at Weber State (Oct 2) [7-350]

## Punt returns

6 Peter Ngyuen (Montana) vs Western State (Sep 4)

## Punt return yards

149 Peter Ngyuen (Montana) vs Western State (Sep 4)  
 109 Tavoy Moore (Idaho State) at Northern Colorado (Sep 18)

## Longest punt return

84 Tavoy Moore (Idaho State) at Montana (Oct 9)  
 81 Tavoy Moore (Idaho State) at Northern Colorado (Sep 18)

## Punt return TDs

1 Kyle Monson (Sacramento State) at Stanford (Sep 4)  
 1 Tavoy Moore (Idaho State) at Northern Colorado (Sep 18)  
 1 D. Beaumonte (Eastern Washington) vs Montana (Sep 18)  
 1 Matt Estrada (Northern Arizona) at Southern Utah (Oct. 2)  
 1 Tavoy Moore (Idaho State) at Montana (Oct 9)  
 1 Randey Peterson (Sacramento State) vs Northern Colorado (Oct 9)  
 1 Henry Fernandez (Sacramento State) at Eastern Washington (Oct 23)  
 1 T.J. Lee III (Eastern Washington) at Portland State (Oct 30)  
 1 M. Battisti (Northern Arizona) vs Portland State (Nov 20)

## Kick returns

8 Sam McCowan (Sacramento State) vs Montana State (Oct 2)  
 8 Tavoy Moore (Idaho State) at Georgia (Nov 6)

## Kick return yards

195 Tavoy Moore (Idaho State) at Montana (Oct 9)  
 185 Sam McCowan (Sacramento State) vs Montana State (Oct 2)

## Longest kick return

100 Tavoy Moore (Idaho State) at Montana (Oct 9)  
 97 Jesse Hoffman (Eastern Washington) at Northern Colorado (Oct 16)

## Kick return TDs

1 Tavoy Moore (Idaho State) at Northern Colorado (Sep 18)  
 1 Tavoy Moore (Idaho State) at Montana (Oct 9)  
 1 Jesse Hoffman (Eastern Washington) at Northern Colorado (Oct 16)  
 1 Nevin Lewis (Portland State) vs Montana (Oct 16)  
 1 Jesse Hoffman (Eastern Washington) vs Southern Utah (Nov 13)  
 1 Jesse Hoffman (Eastern Washington) vs North Dakota State (Dec 11)

## Combined PR/KR yards

287 Tavoy Moore (Idaho State) at Montana (Oct 9) [92pr-195kr]  
 237 Tavoy Moore (Idaho State) at Northern Colorado (Sep 18) [109pr-128kr]

## Interceptions

2 Korey Askew (Northern Colorado) vs Adams State (Sep 4)  
 2 Matt Johnson (Eastern Washington) vs Montana (Sep 18)  
 2 Erik Stoll (Montana) vs Idaho State (Oct 9)  
 2 Jesse Hoffman (Eastern Washington) vs Southern Utah (Nov 13)

## Interception return yds

100 Dustin Tew (Idaho State) vs Weber State (Oct 16)

## Interception return avg

15.5 Matt Johnson (Eastern Washington) vs Montana (Sep 18) [2-31]

## Longest interception rtn

100 Dustin Tew (Idaho State) vs Weber State (Oct 16)

## All-purpose yards

333 Bo Bolen (Weber State) vs Portland State (Oct 23)  
 323 Tavoy Moore (Idaho State) at Montana (Oct 9)

## Tackles

20.0 A.J. Storms (Idaho State) at Utah State (Sep 11) [7-13]  
 20.0 A.J. Storms (Idaho State) at Montana (Oct 9) [8-12]

## Sacks

5.0 Zack Nash (Sacramento State) at Idaho State (Nov 13) [5-0]

## Tackles for loss

6.0 Zack Nash (Sacramento State) at Idaho State (Nov 13) [6-0]

# 2010 WEEK-BY-WEEK SCORES



**EASTERN WASHINGTON RECOVERS A FUMBLE IN ITS FCS SEMIFINAL WIN OVER VILLANOVA. THE EAGLES BEAT VILLANOVA 41-31 AT ROOS FIELD TO EARN THE RIGHT TO PLAY FOR THE NATIONAL CHAMPIONSHIP.**

## Thursday, Sept. 2

@Nevada 49, #13 Eastern Washington 24  
@Northern Arizona 48, Western New Mexico 0

## Saturday, Sept. 4

@#24 Montana State 59, Fort Lewis 10  
@#2 Montana 73, Western State 2  
@Boston College 38, #19 Weber State 20  
@Northern Colorado 54, Adams State 0  
@Idaho State 32, UM-Western 3  
@Stanford 52, Sacramento State 17  
@Arizona State 54, Portland State 9

## Saturday, Sept. 11

@Washington State 23, #24 Montana State 22  
@Utah State 38, Idaho State 17  
@Cal Poly 35, #1 Montana 33  
\*@#20 Weber State 50, Northern Colorado 47, 4OT  
Portland State 41, @UC Davis 33  
@Sacramento State 31, Western Oregon 17  
#17 E. Washington 35, C. Washington 32 (At Seattle)  
@Arizona State 41, Northern Arizona 20

## Saturday, Sept. 18

@#22 Montana State 48, Drake 21  
\*@Northern Colorado 35, Idaho State 21  
@Oregon 69, Portland State 0  
\*@#18 Eastern Washington 36, #6 Montana 27  
\*@Sacramento State 24, #21 Weber State 17

## Saturday, Sept. 25

@#25 Michigan State 45, Northern Colorado 7  
\*@#16 Montana State 30, #9 Eastern Washington 7  
\*@#14 Montana 28, Sacramento State 25  
\*Northern Arizona 32, @Idaho State 7  
@Weber State 20, UC Davis 9

## Saturday, Oct. 2

#10 Montana State 64, @Sacramento State 61, OT  
Northern Arizona 26, @Southern Utah 23  
#16 Eastern Washington 35, @Weber State 24  
#12 Montana 30, @Northern Colorado 7  
@Portland State 38, Idaho State 3

## Saturday, Oct. 9

\*@#13 Eastern Washington 21, Northern Arizona 14  
\*@#12 Montana 47, Idaho State 28  
\*@#10 Montana State 44, Portland State 31  
\*@Sacramento State 42, Northern Colorado 7

## Saturday, Oct. 16

\*#12 Eastern Washington 35, Northern Colorado 28  
\*@Northern Arizona 34, #9 Montana State 7  
\*Weber State 16 @Idaho State 13  
\*#11 Montana 23, @Portland State 21

## Saturday, Oct. 23

\*@#8 Eastern Washington 28, Sacramento State 24  
\*@#7 Montana 24, #22 Northern Arizona 21  
\*@#15 Montana State 37, Northern Colorado 35  
\*@Weber State 44, Portland State 41

## Saturday, Oct. 30

\*@Weber State 30, No. 7 Montana 21  
\*#13 Montana State 23, Idaho State 20, OT  
\*Sacramento State 40, @#25 at Northern Arizona 10  
@South Dakota 34, Northern Colorado 6  
\*#8 Eastern Washington 50, @Portland State 17

## Saturday, Nov. 6

\*@#12 Montana State 24, Weber State 10  
\*Northern Arizona 21, @Northern Colorado 14  
\*@Sacramento State 28, Portland State 15  
@Georgia 55, Idaho State 7

## Saturday, Nov. 13

@#13 Montana 27, North Dakota 17  
@#5 Eastern Washington 31, Southern Utah 24  
\*Northern Colorado 35, @Portland State 30  
\*Weber State 27, @Northern Arizona 26  
\*Sacramento State 45, @Idaho State 17

## Saturday, Nov. 20

\*#8 Montana State 21, @No. 11 Montana 16  
\*@#3 Eastern Washington 34, Idaho State 7  
\*@Northern Arizona 62, Portland State 14  
@UC Davis 17, Sacramento State 16  
@Texas Tech 64, Weber State 21

\*Big Sky Conference Game



## Football Championship Subdivision

### Dec. 4, Second Round

North Dakota State 42, @Montana State 17  
@Eastern Washington 37, SEMO 17

### Dec. 11, Quarterfinals

@Eastern Washington 38, North Dakota State 31

### Dec. 17, Semifinals

@Eastern Washington 41, Villanova 31

### Jan. 7 National Championship (Frisco, Texas)

Eastern Washington 20, Delaware 19

# EASTERN WASHINGTON EAGLES

## EAGLE QUICK FACTS

**LOCATION:** CHENEY, WASH

**ENROLLMENT:** 10,750

**NICKNAME:** EAGLES

**COLORS:** RED AND WHITE

**STADIUM/CAPACITY:** ROOS FIELD/8,600

**PLAYING SURFACE:** RED SPRINTURF

**PRESIDENT:** DR. RODOLFO ARÉVALO

**ATHLETICS DIRECTOR:** BILL CHAVES

**SPORTS INFORMATION DIRECTOR:** DAVE COOK

**PHONE:** (509) 359-6334 (OFFICE)

(509) 235-4672 (HOME)

(509) 280-2502 (CELL)

(509) 359-6351 (PRESS BOX)

(509) 359-2828 (FAX)

**E-MAIL:** DCOOK@EWU.EDU

**ATHLETIC WEB SITE:** WWW.GOEAGS.COM

## EAGLE FOOTBALL FACTS

**HEAD COACH:** BEAU BALDWIN

**RECORD AT EWU (YEARS):** 27-11 (3)

**OVERALL RECORD (YEARS):** 37-14 (4)

**FOOTBALL OFFICE PHONE:** (509) 359-2456

**TIME TO CONTACT COACH:** MORNINGS

**2010 RECORD:** 13-2, 7-1 BIG SKY

**BIG SKY TITLES:** FIVE/1992, 1997, 2004, 2005, 2010

**FCS POSTSEASON RECORD:** 9-7

**NCAA FCS CHAMPIONSHIPS:** 2010

## EAGLE FOOTBALL STAFF

**HEAD COACH:** BEAU BALDWIN

**OFF. COOR./OL:** AARON BEST

**ASST. HEAD COACH/DEF. COOR.:** JOHN GRAHAM

**SAFETIES/SPECIAL TEAMS:** JEFF SCHMEDDING

**WIDE RECEIVERS:** JUNIOR ADAMS

**RUNNING BACKS:** CHRIS HANSEN

**DEFENSIVE LINE:** RYAN SAWYER

**TIGHT ENDS:** HEALTH PULVER

**QUARTERBACKS:** ZAK HILL

**CORNERBACKS:** TOREY HUNTER

**LINEBACKERS:** JOSH FETTER

## EAGLE PERSONNEL

**OFFENSIVE FORMATION:** SHORT PASSING GAME

**DEFENSIVE FORMATION:** 4-3

**STARTERS RETURNING:** (O/D/SP): 8/7/1

**LETTERMEN RETURNING:** 50

**LETTERMEN LOST:** 17

**RETURNING ALL-CONF. PERFORMERS:** 11



## EWU TEAM NOTES

◆ Eastern Washington won its final 11 games of the 2010 season en route to the Division I National Championship. The Eagles beat Southeast Missouri State, North Dakota State and Villanova in the playoffs at home before rallying from a 19-0 third-quarter deficit to beat Delaware 20-19 in the national championship game in Frisco, Texas.

◆ Eastern Washington finished 8-0 at home in 2010, its first season on the red turf also known as "The Inferno." Eastern Washington has just four regular-season games at home this season. EWU returns to "The Inferno" for the first time this season on Sept. 24

against Montana State in a battle of the co-defending Big Sky champions.

◆ The Eagles led the nation in turnovers forced in 2010, netting 47 total turnovers in 15 games. Eastern Washington also led the nation in interceptions with 26.

◆ Beau Baldwin's club is set to return 16 starters from the national championship squad. Among those returning are All-American center Chris Powers, All-American defensive tackle Renard Williams and All-American safety Matt Johnson, and quarterback Bo Levi Mitchell.



## EWU ADMINISTRATION



DR. RODOLFO ARÉVALO  
PRESIDENT



RON DALLA  
FACULTY ATHLETIC  
REPRESENTATIVE



BILL CHAVES  
ATHLETICS  
DIRECTOR



PAM PARKS  
ASSISTANT ATHLETICS  
DIRECTOR/SWA



DAVE COOK  
SPORTS INFORMATION  
DIRECTOR

# EASTERN WASHINGTON EAGLES

## EWU 2011 SCHEDULE

DATE	OPPONENT	SITE	TIME	SERIES	LAST MEETING
9/3	AT WASHINGTON	SEATTLE, WASH.	4:05	FIRST MEETING	
9/10	AT SOUTH DAKOTA	VERMILLION, S.D.	4:05	FIRST MEETING	
9/17	*AT MONTANA	MISSOULA, MONT.	1:05	UM 25-11-1	EWU 36-27, 2010
9/24	*MONTANA STATE	CHENEY, WASH.	4:05	EWU 35-25	MSU 30-7, 2010
10/1	*WEBER STATE	CHENEY, WASH.	12:35	EWU 15-14	EWU 35-24, 2010
10/8	*AT NORTHERN ARIZONA	FLAGSTAFF, ARIZ.	3:05	EWU 18-10	EWU 21-14, 2010
10/15	*NORTHERN COLORADO	CHENEY, WASH.	4:05	EWU 7-1	EWU 35-28, 2010
10/22	*AT SACRAMENTO STATE	SACRAMENTO, CALIF.	6:05	EWU 15-4	EWU 28-24, 2010
10/29	*PORTLAND STATE	CHENEY, WASH.	1:05	PSU 18-14-1	EWU 50-17, 2010
11/12	AT CAL POLY	SAN LUIS OBISPO, CALIF.	6:05	TIED 2-2	CP 40-35, 2005
11/19	*AT IDAHO STATE	POCATELLO, IDAHO	4:05	EWU 23-9	EWU 34-7, 2010

\*Big Sky Conference Game  
Local Site/Subject to Change

## 2011 RESULTS

DATE	OPPONENT	RESULT
9/2	AT NEVADA	L 49-24
9/11	^CENTRAL WASHINGTON	W 35-32
9/18	*MONTANA	W 36-27
9/25	*AT MONTANA STATE	L 30-7
10/2	*AT WEBER STATE	W 35-24
10/9	*NORTHERN ARIZONA	W 21-14
11/16	*AT NORTHERN COLORADO	W 35-28
11/23	*SACRAMENTO STATE	W 28-24
11/30	*AT PORTLAND STATE	W 50-17
11/13	SOUTHERN UTAH	W 31-24
11/20	*IDAHO STATE	W 34-7
12/4	#SE MISSOURI St (SECOND)	W 37-17
12/11	#NORTH DAKOTA St. (QF)	W 38-31, OT
12/17	#VILLANOVA (SF)	W 41-31
1/7	#vs. DELAWARE (CHAMP)	W 20-19

^GAME AT QUEST FIELD/SEATTLE  
#NCAA PLAYOFF GAME



Wide Receiver Brandon Kaufman



Center Chris Powers

## EWU STAR WATCH

**BO LEVI MITCHELL**  
QUARTERBACK  
6-2, 210, Sr.



◆ THREW FOR 3,496 YARDS AND A SCHOOL-RECORD 37 TOUCHDOWN PASSES IN 2010.

◆ TALLIED 302 PASSING YARDS AND THREE TOUCHDOWNS IN EWU'S 20-19 VICTORY OVER DELAWARE IN THE NATIONAL CHAMPIONSHIP GAME.

◆ COMPLETED 66 PERCENT OF HIS PASSES FOR 913 YARDS WITH 12 TOUCHDOWNS AND FOUR INTERCEPTIONS IN FOUR PLAYOFF GAMES.

**RENARD WILLIAMS**  
DEFENSIVE TACKLE  
6-2, 210, Sr.



◆ FIRST-TEAM ALL-CONFERENCE IN 2009 AND 2010. A PRESEASON CANDIDATE FOR THE BUCK BUCHANAN AWARD.

◆ REGISTERED 54 TOTAL TACKLES IN 2010 WITH 13 FOR LOSS AND 6.5 SACKS.

◆ ENTERS HIS SENIOR SEASON WITH 17 CAREER SACKS AND 35.5 TACKLES FOR LOSS.

**MATT JOHNSON**  
SAFETY  
6-2, 220, Sr.



◆ FIRST-TEAM ALL-CONFERENCE IN 2010. A PRESEASON CANDIDATE FOR THE BUCK BUCHANAN AWARD.

◆ TIED FOR THE BIG SKY LEAD WITH FIVE INTERCEPTIONS IN 2010. ALSO TALLIED 105 TOTAL TACKLES.

◆ ENTERS SENIOR SEASON WITH 15 CAREER INTERCEPTIONS. NEEDS TWO MORE TO MOVE INTO THE BIG SKY'S ALL-TIME TOP 10.

# EASTERN WASHINGTON EAGLES



*Head Coach  
Beau Baldwin*

## BEAU BALDWIN FILE

**ALMA MATER:** CENTRAL WASHINGTON '96  
**YEARS AT EWU:** ENTERING FOURTH  
**RECORD AT EWU:** 27-11  
**CAREER RECORD/YEARS:** 37-14/FOUR



◆ BALDWIN GUIDED EASTERN WASHINGTON TO ITS FIRST NATIONAL CHAMPIONSHIP IN 2010. EWU CLOSED THE 2010 SEASON BY WINNING 11 CONSECUTIVE GAMES

◆ BALDWIN WAS A FINALIST FOR THE LIBERTY MUTUAL COACH OF THE YEAR AWARD IN 2010.

◆ BALDWIN SERVED AS EWU'S OFFENSIVE COORDINATOR FROM 2003-06 BEFORE SERVING AS HEAD COACH AT HIS ALMA MATER CENTRAL WASHINGTON IN 2007.

◆ BALDWIN WAS CENTRAL WASHINGTON'S QUARTERBACKS COACH FROM 1994-2002, BEFORE TAKING OVER AS OC AT EWU.

## BALDWIN'S RECORD VS. BIG SKY SCHOOLS

SCHOOL	Won	Lost
ISU	3	0
UM	1	2
MSU	2	1
NAU	3	0
UNC	3	0
PSU	2	1
SAC	2	1
WSU	2	1

## BALDWIN YEAR-BY-YEAR

YEAR	SCHOOL	OVERALL	CONF.	FINISH
2007	C. WASH.	10-3	6-2	
2008	E. WASH.	6-5	5-3	T3
2009	E. WASH.	8-4	6-2	T2
2010	E. WASH.	13-2	7-1	T1
TOTALS	37-14	24-8		

## 2010 TEAM STATISTICS

TEAM STATISTICS	EWU	OPP
SCORING	472	374
Points Per Game	31.5	24.9
FIRST DOWNS	300	307
Rushing	111	131
Passing	162	159
Penalty	27	17
RUSHING YARDAGE	2341	2094
Yards gained rushing	2626	2519
Yards lost rushing	285	425
Rushing Attempts	492	599
Average Per Rush	4.8	3.5
Average Per Game	156.1	139.6
TDs Rushing	17	23
PASSING YARDAGE	3615	3589
Comp-Att-Int	309-524-16	305-537-36
Average Per Pass	6.9	6.7
Average Per Catch	11.7	11.8
Average Per Game	241.0	239.3
TDs Passing	38	16
TOTAL OFFENSE	5956	5683
Total Plays	1016	1136
Average Per Play	5.9	5.0
Average Per Game	397.1	378.9
KICK RETURNS: # Yards	61-1429	69-1681
PUNT RETURNS: # Yards	24-128	28-188
INT RETURNS: # Yards	26-400	16-267
KICK RETURN AVERAGE	23.4	24.4
PUNT RETURN AVERAGE	5.3	6.7
INT RETURN AVERAGE	15.4	16.7
FUMBLES-LOST	35-19	34-21
PENALTIES-Yards	87-717	100-937
Average Per Game	47.8	62.5
PUNTS-Yards	71-2781	75-2860
Average Per Punt	39.2	38.1
Net punt average	34.3	35.4
TIME OF POSSESSION/Game	28:05	31:55
3RD-DOWN Conversions	75/206	96/238
3rd-Down Pct	36%	40%
4TH-DOWN Conversions	15/23	18/30
4th-Down Pct	65%	60%
SACKS BY-Yards	32-191	23-115
TOUCHDOWNS SCORED	63	48
FIELD GOALS-ATTEMPTS	12-22	13-18
ON-SIDE KICKS	0-1	2-3
RED-ZONE SCORES	37-47 79%	38-58 66%
RED-ZONE TOUCHDOWNS	29-47 62%	30-58 52%
PAT-ATTEMPTS	58-60 97%	45-47 96%
ATTENDANCE	51784	43863
Games/Avg Per Game	8/6473	5/8773
Neutral Site Games		2/9584

SCORE BY QUARTERS	1st	2nd	3rd	4th	OT	Total
Eastern Washington	114	135	105	111	7	472
Opponents	101	88	91	94	0	374

## 2010 INDIVIDUAL STATISTICAL LEADERS

RUSHING	GP	Att	Gain	Loss	Net	Avg	TD	Long	Avg/G
Taiwan Jones	12	221	1807	65	1742	7.9	14	77	145.2
Mario Brown	15	100	361	20	341	3.4	1	24	22.7
D. Beaumonte	14	81	231	12	219	2.7	2	11	15.6
Bo Mitchell	15	58	187	140	47	0.8	0	19	3.1

PASSING	G	Effic	Cmp-Att-Int	Pct	Yds	TD	Lng	Avg/G
Bo Mitchell	15	135.79	300-505-15	59.4	3496	37	82	233.1
Nick Gauthier	4	218.10	6-8-0	75.0	97	1	70	24.2

RECEIVING	G	No.	Yds	Avg	TD	Long	Avg/G
Brandon Kaufman	15	76	1214	16.0	15	76	80.9
Nicolas Edwards	15	57	614	10.8	7	40	40.9
Ashton Gant	12	37	345	9.3	4	37	28.8
Greg Herd	15	31	350	11.3	3	39	23.3
Taiwan Jones	12	24	342	14.2	3	82	28.5
Tyler Hart	13	23	191	8.3	1	25	14.7

PUNT RETURNS	No.	Yds	Avg	TD	Long
Alante Wright	13	20	1.5	0	8
Taiwan Jones	3	28	9.3	0	17

INTERCEPTIONS	No.	Yds	Avg	TD	Long
Matt Johnson	5	73	14.6	0	42
J.C. Sherritt	3	37	12.3	0	33
Jeff Minnerly	3	80	26.7	0	65
Jesse Hoffman	3	32	10.7	0	20

KICK RETURNS	No.	Yds	Avg	TD	Long
Jesse Hoffman	25	712	28.5	3	97
Taiwan Jones	15	309	20.6	0	30

SCORING	TD	PATs				Rush	Rcv	Pass	DXP	Saf	Points
		FGs	Kick	Rush	Rcv						
Taiwan Jones	17	0-0	0-0	0-0	0	0	0-0	0	0	0	102
Brandon Kaufman	15	0-0	0-0	0-0	0	0	0-0	0	0	0	90
Mike Jarrett	0	10-19	54-55	0-0	0	0	0-0	0	0	0	84
Nicolas Edwards	7	0-0	0-0	0-0	0	0	0-0	0	0	0	42

TOTAL OFFENSE	G	Plays	Rush	Pass	Total	Avg/G
Bo Mitchell	15	563	47	3496	3543	236.2
Taiwan Jones	12	221	1742	0	1742	145.2
Mario Brown	15	100	341	0	341	22.7

ALL PURPOSE	G	Rush	Rec	PR	KOR	IR	Tot	Avg/G
Taiwan Jones	12	1742	342	28	309	0	2421	201.8
Brandon Kaufman	15	0	1214	0	0	0	1214	80.9
Jesse Hoffman	15	0	0	0	712	32	744	49.6
Mario Brown	15	341	143	0	208	0	692	46.1
Nicolas Edwards	15	0	614	0	0	0	614	40.9
Greg Herd	15	10	350	0	30	0	390	26.0

# EASTERN WASHINGTON EAGLES

No.	NAME	Pos.	Ht.	Wt.	Yr.	Exp.	HOMETOWN (HIGH SCHOOL/PREVIOUS SCHOOL)
1	BRANDON KAUFMAN	WR	6-5	215	Jr.	2L	DENVER, COLO. (HERITAGE HS)
2	ALLEN BROWN	DB	5-10	170	So.	1L*	TACOMA, WASH. (FOSS HS)
3	GREG HERD	WR	6-3	200	Jr.	2L	TACOMA, WASH. (STELLACOOM HS)
4	DEMITRIUS BRONSON	RB	5-10	225	So.	TR	KENT, WASH. (KENTWOOD HS/WASHINGTON)
5	MATT JOHNSON	DB	6-2	220	Sr.	3L*	TUMWATER, WASH. (TUMWATER HS)
7	JEFF MINNERLY	DB	6-1	200	Jr.	2L*	SPOKANE, WASH. (FERRIS HS)
8	NICK GAUTHIER	QB	6-1	200	Sr.	1L*	VALENCIA, CALIF. (SAUGUS HS/BAKERSFIELD)
9	BO LEVY MITCHELL	QB	6-2	210	Sr.	1L	KATY, TEXAS (KATY HS/SOUTHERN METHODIST)
10	ZACH JOHNSON	LB	6-1	225	Sr.	2L*	TUMWATER, WASH. (TUMWATER HS)
11	NICHOLAS EDWARDS	WR	6-3	200	Jr.	2L*	TACOMA, WASH. (FOSS HS)
12	ANTHONY VITTO	QB	6-1	195	So.	1L*	SIMI VALLEY, CALIF. (CHAMNADE COLLEGE PREP)
13	SCOTT BURGETT	DB	6-2	210	Jr.	2L*	PEORIA, ARIZ. (CENTENNIAL HS)
14	VERNON ADAMS	QB	6-0	180	Fr.	HS	PASADENA, CALIF. (ALEMANY HS)
16	GREG PANELLI	QB	6-3	225	Jr.	JC*	NEWMAN, CALIF. (ORESTIMBA HS/MODESTO JC)
17	NELSON FISHBACK	QB	6-2	205	Fr.	HS	DURHAM, CALIF. (DURHAM HS '11)
18	GRANT WILLIAMS	LB	6-1	225	Jr.	2L*	PUYALLUP, WASH. (ROGERS HS)
19	CORY MITCHELL	WR	6-2	195	Fr.	HS*	KATY, TEXAS (KATY HS)
20	BILLY LECHTENBERG	DB	6-0	190	So.	1L*	BRIER, WASH. (MOUNTLAKE TERRACE HS)
21	ALDEN GIBBS	DB	6-3	190	Sr.	1L*	BROOKLYN, N.Y. (CANARSE HS/COLL. OF THE SKENYOUS)
22	QUINCY FORTE	RB	5-11	185	Fr.	HS	FAIRFIELD, CALIF. (VACAVILLE HS)
23	ETHEN ROBINSON	DB	5-10	200	Sr.	1L*	SPOKANE, WASH. (LEWIS & CLARK HS)
24	RONALD BAINES	DB	5-10	185	So.	1L*	TACOMA, WASH. (MOUNT TAHOMA HS)
25	MARIO BROWN	RB	5-9	185	So.	1L	BERKELEY, CALIF. (BISHOP O'DOWD HS)
26	CODY HECKER	RB	6-0	210	Fr.	HS*	SANDPOINT, IDAHO (SANDPOINT HS)
27	JORDAN TALLEY	RB	5-10	180	Fr.	HS	PORTLAND, ORE. (JESUIT HS)
28	ISAIAH JENKINS	DB	6-0	170	Fr.	HS*	SEATTLE, WASH. (WEST SEATTLE HS)
29	JEREMY CHATEN	DB	6-1	170	Sr.	2L*	SEATTLE, WASH. (FRANKLIN HS)
30	DARRIEL BEAUMONTE	RB	6-0	210	Sr.	3L*	LAKEWOOD, WASH. (CLOVER PARK HS)
31	T.J. LEE III	DB	5-9	170	So.	1L*	SEATTLE, WASH. (WEST SEATTLE HS)
32	CHASE KING	RB	6-1	215	Jr.	1L*	FEDERAL WAY, WASH. (DECATUR HS)
33	TYLER HART	WR	5-10	200	Sr.	3L*	FRIDAY HARBOR, WASH. (FRIDAY HARBOR HS)
34	JORDAN TONANI	DB	6-0	180	Fr.	HS	SPOKANE, WASH. (FERRIS HS '11)
35	ASHTON CLARK	WR	5-11	170	So.	SQ*	VANCOUVER, WASH. (HERITAGE HS)
36	ISAIAH DAVIS	DB	5-11	175	Fr.	HS	BREMERTON, WASH. (SOUTH KITSAP HS)
37	DANIEL JOHNSON	WR	5-10	190	So.	1L*	SAN JOSE, CALIF. (VALLEY CHRISTIAN HS)
38	TRENTON PINSON	DB	5-11	185	Fr.	HS*	AUBURN, WASH. (FEDERAL WAY HS)
39	RONNIE HAMLIN	LB	6-2	210	So.	SQ*	LACEY, WASH. (TIMBERLINE HS)
40	BO SCHUETZLE	DB	5-11	190	So.	1L*	SPOKANE, WASH. (SHADLE PARK HS)
41	J.C. AGEN	LB	6-2	210	So.	1L*	SPOKANE, WASH. (CENTRAL VALLEY HS)
42	SHANE STAGG	DB	5-10	180	So.	HS*	TACOMA, WASH. (LINCOLN HS)
43	RUSTY HAEHL	LB	5-11	215	Jr.	2L*	BELLEVUE, WASH. (BELLEVUE HS)
44	PAUL ENA	DL	6-2	240	Jr.	2L	KENMORE, WASH. (INGLEMOOR HS)
45	JOHN GOLDWIRE	LB	6-1	225	Fr.	HS*	LAKEWOOD, WASH. (LAKES HS)
46	JAKOB PUGSLEY	LB	6-3	240	So.	SQ*	NEWMAN LAKE, WASH. (EAST VALLEY)
47	BOBBY GENTRY	LB	5-11	200	Sr.	3L*	SEATTLE, WASH. (KENNEDY HS)
48	TEVIN WILLIAMS	DB	6-2	190	Fr.	HS	BELFAIR, WASH. (NORTH MASON HS)
49	JIMMY PAVEL	K/P	5-11	220	Jr.	TR*	MOLALLA, ORE. (CENTRAL CATHOLIC/BOISE STATE)
50	JAKE MILLER	P	6-5	205	Fr.	TR*	SPOKANE, WASH. (CENT. VALLEY HS/ WASH. ST.)
51	TYLER WASHBURN	LB	6-1	230	Jr.	2L*	SAMMAMISH, WASH. (SKYLINE HS)
52	DREW REYNOLDS	OL	6-1	275	So.	SQ*	TACOMA, WASH. (FOSS HS)
53	CAMERON KERKAR	K/P	6-2	175	Fr.	HS	BEAVERTON, ORE. (BEAVERTON HS)
54	JAKE POTTER	LS	6-2	200	Jr.	1L*	KENNEWICK, WASH. (KAMIAKIN HS)
55	CODY MCCARTHY	LB	6-1	230	Fr.	HS	BOISE, IDAHO (BISHOP KELLY HS)
56	EVAN COOK	DL	6-3	280	Jr.	2L*	FEDERAL WAY, WASH. (TODD BEAMER HS)
57	DYLAN ZYLSTRA	DL	6-4	225	Fr.	HS*	KENT, WASH. (KENTRIDGE HS)
58	DAVID DELGADO	DL	6-3	320	Fr.	HS	AMERICAN CAN. CALIF. (ST. PATRICK-ST. VINCENT)
59	JORDAN ELISEN	OL	6-2	280	Fr.	HS	TUALATIN, ORE. (TUALATIN HS)
60	GABRIEL JACKSON	OL	6-4	280	Sr.	3L*	TACOMA, WASH. (MOUNT TAHOMA HS)
61	JAY DINES	OL	6-4	250	Fr.	HS	ISSAQUAH, WASH. (ISSAQUAH HS)
62	CAMERON HOMAN	P	6-2	180	So.	SQ*	EATONVILLE, WASH. (EATONVILLE HS)
63	THOMAS GOMEZ	OL	6-3	310	Fr.	HS	GRAHAM, WASH. (GRAHAM KAPOWSIN HS)
64	EVAN DAY	DL	6-3	245	Fr.	HS*	SAMMAMISH, WASH. (SKYLINE HS)
65	WILL KATO	DL	6-0	285	So.	1L*	SALT LAKE CITY, UTAH (JUDGE MEMORIAL HS)
66	ASHTON MILLER	OL	6-2	285	So.	1L*	VANCOUVER, WASH. (EVERGREEN HS)
67	CALEB WORTHINGTON	OL	6-7	295	So.	1L*	BOISE, IDAHO (MOUNTAIN VIEW HS)
68	KEVIN MILLER	K	6-2	195	Jr.	2L	PORTLAND, ORE. (CENTENNIAL HS)
69	ASHTON BOOTHROYD	DL	6-3	270	Fr.	HS*	MEAD, WASH. (MT. SPOKANE HS)
70	STEVEN FORGETTE	OL	6-4	280	So.	1L*	VANCOUVER, WASH. (HERITAGE HS)
72	AARON NEARY	OL	6-4	250	Fr.	HS	RICHLAND, WASH. (HANFORD HS)
73	CODY HUMPHREY	OL	6-5	260	So.	SQ*	HERMISTON, ORE. (HERMISTON HS)
74	RUSSELL TURPIN	OL	6-4	290	So.	SQ*	KENT, WASH. (KENTRIDGE HS)
75	JASE BUTORAC	OL	6-3	285	Fr.	HS*	SAMMAMISH, WASH. (SKYLINE HS)
76	WILL POST	OL	6-6	295	Jr.	2L*	PORTLAND, ORE. (SOUTHBRIDGE HS)
77	BRANDON MURPHY	OL	6-4	295	So.	1L*	ALBANY, ORE. (WEST ALBANY HS)
78	CHRIS POWERS	OL	6-2	285	Sr.	2L*	BLACK DIAMOND, WASH. (TAHOMA HS)
79	CASSIDY CURTIS	OL	6-7	260	Fr.	HS	DENVER, COLO. (CHERRY CREEK HS)
80	SHAQUILLE HILL	WR	5-10	180	Fr.	HS	FREMONT, CALIF. (BROOKSIDE CHRISTIAN HS)
81	NICK LENOUÉ	WR	6-0	180	Fr.	HS*	SPOKANE, WASH. (GONZAGA PREP HS)
82	JAKE WITHNELL	TE	6-5	225	Fr.	HS	SALEM, ORE. (SOUTH SALEM HS)
83	DALTON PUYEAR	WR	6-3	205	Jr.	SQ*	SPOKANE, WASH. (UNIVERSITY HS)
85	ZACK GEHRING	TE	6-4	245	So.	1L*	CASTLE ROCK, WASH. (CASTLE ROCK HS)
86	PATRICK MEALEY	TE	6-2	245	Jr.	1L	SPOKANE, WASH. (CENTRAL VALLEY HS/ IDAHO)
87	TODD RAYNES	WR	6-2	185	Fr.	HS	KENMORE, WASH. (INGLEMOOR HS)
88	RYAN SETO	TE	6-5	230	So.	1L	LYNDEN, WASH. (LYNDEN HS)

No.	NAME	Pos.	Ht.	Wt.	Yr.	Exp.	HOMETOWN (HIGH SCHOOL/PREVIOUS SCHOOL)
89	JASON BOYCE	TE	6-4	225	Fr.	HS	KENT, WASH. (KENTWOOD HS)
90	DAVID GAYLORD	DL	6-4	245	So.	1L*	LYNDEN, WASH. (LYNDEN HS)
91	JERRY CEJA	DL	6-3	220	Jr.	2L	AURORA, COLO. (GRANDVIEW HS)
92	MIKE JARRETT	K	5-9	165	Sr.	2L*	PUYALLUP, WASH. (PUYALLUP HS)
93	ANDRU PULU	DL	6-2	290	So.	TR	FEDERAL WAY, WASH. (FEDERAL WAY/WASH.)
94	T.J. BOATRIGHT	TE	6-5	225	Fr.	HS	VANCOUVER, WASH. (UNION HS)
95	CHARLES MOETULUI	DL	6-3	275	Sr.	2L*	NORTH BEND, WASH. (MOUNT SI HS)
96	ZACH CHAPMAN	DE	6-3	240	Fr.	HS*	VANCOUVER, WASH. (MOUNTAIN VIEW HS)
97	DAVID MILES	TE	6-4	255	Sr.	3L*	MAPLEWOOD, MINN. (ROSEVILLE HS '07)
98	RENARD WILLIAMS	DL	6-2	300	Sr.	3L*	PORT ORCHARD, WASH. (SOUTH KITSAP HS)
99	ANTHONY LARRY	DL	6-3	250	So.	1L*	SACRAMENTO, CALIF. (LUTHER BURBANK HS)
	TREVOR MOLES	LS	6-0	245	Fr.	HS*	SPOKANE, WASH. (EAST VALLEY HS)

\*HAS USED REDSHIRT YEAR

## 2011 SIGNEES

HIGH SCHOOL						
NAME	Pos.	Ht.	Wt.	HOMETOWN (HIGH SCHOOL)		
VERNON ADAMS	QB	6-0	180	PASADENA, CALIF. (ALEMANY HS)		
T.J. BOATRIGHT	TE	6-5	225	VANCOUVER, WASH. (UNION HS)		
JASON BOYCE	WR/TE	6-4	225	KENT, WASH. (KENTWOOD HS)		
CASSIDY CURTIS	OL	6-7	260	DENVER, COLO. (CHERRY CREEK HS)		
CLAY DEBORD	OL	6-6	250	ASOTIN, WASH. (ASOTIN HS)		
JAY DINES	OL	6-4	250	ISSAQUAH, WASH. (ISSAQUAH HS)		
DAVID DELGADO	DL	6-3	320	AMERICAN CANYON, CALIF. (ST. PATRICK-ST. VINCENT HS)		
QUINCY FORTE	RB	5-11	185	FAIRFIELD, CALIF. (VACAVILLE HS)		
THOMAS GOMEZ	OL	6-3	310	GRAHAM, WASH. (GRAHAM KAPOWSIN HS)		
SHAQUILLE HILL	WR	5-10	180	FREMONT, CALIF. (BROOKSIDE CHRISTIAN HS)		
ANTHONY KING	WR	6-1	180	ELK GROVE, CALIF. (FRANKLIN HS)		
CODY MCCARTHY	LB	6-1	233	BOISE, IDAHO (BISHOP KELLY HS)		
AARON NEARY	OL	6-4	250	RICHLAND, WASH. (HANFORD HS)		
TODD RAYNES	WR	6-2	185	KENMORE, WASH. (INGLEMOOR HS)		
JORDAN TALLEY	RB	5-10	180	PORTLAND, ORE. (JESUIT HS)		
JULIUS TEVAGA	OL	6-3	290	BOTHELL, WASH. (ARCHBISHOP MURPHY)		
JORDAN TONANI	DB	6-0	180	SPOKANE, WASH. (FERRIS HS)		
JAKE WITHNELL	TE	6-5	225	SALEM, ORE. (SOUTH SALEM HS)		

FOUR-YEAR TRANSFERS						
NAME	Pos.	Ht.	Wt.	YEAR	Exp.	HOMETOWN (HIGH SCHOOL/PREVIOUS SCHOOL)
DEMITRIUS BRONSON	RB	5-10	225	So.	TR	KENT, WASH. (KENTWOOD HS/WASHINGTON)

## EAGLE RECORD BY SEASON (Since joining the Big Sky)

Year	Coach	Big Sky				Overall				
		W	L	T	PCT	Rank	W	L	T	PCT
1987	Dick Zornes	2	6	0	.250	8	4	7	0	.363
1988	Dick Zornes	2	6	0	.250	8	2	8	1	.227
1989	Dick Zornes	4	4	0	.500	5	4	6	0	.400
1990	Dick Zornes	3	5	0	.375	8	5	6	0	.454
1991	Dick Zornes	4	4	0	.500	4	5	6	0	.454
1992	Dick Zornes	6	1	0	.857	T1	7	4	0	.636
1993	Dick Zornes	5	2	0	.714	3	7	3	0	.700
1994	Mike Kramer	2	5	0	.286	T6	4	7	0	.364
1995	Mike Kramer	1	6	0	.143	8	3	8	0	.273
1996	Mike Kramer	4	4	0	.500	T4	6	5	0	.545
1997	Mike Kramer	7	1	0	.875	1	12	2	0	.857
1998	Mike Kramer	4	4	0	.500	T4	5	6	0	.454
1999	Mike Kramer	6	2	0	.750	T2	7	4	0	.636
2000	Paul Wulff	5	3	0	.625	T2	6	5	0	.545
2001	Paul Wulff	3	4	0	.429	5	7	4	0	.636
2002	Paul Wulff	3	4	0	.429	T4	6	5	0	.545
2003	Paul Wulff	3	4	0	.429	6	6	5	0	.545
2004	Paul Wulff	6	1	0	.857	T1	9	4	0	.692
2005	Paul Wulff	5	2	0	.714	T1	7	5	0	.583
2006	Paul Wulff	3	5	0	.375	T6	3	8	0	.272
2007	Paul Wulff	6	2	0	.750	2	9	4	0	.692
2008	Beau Baldwin	5	3	0	.625	T3	6	5	0	.545
2009	Beau Baldwin	6	2	0	.750	T2	8	4	0	.667
2010	Beau Baldwin	7	1	0	.875	T1	13	2	0	.867

# IDAHO STATE BENGALS

## BENGAL QUICK FACTS

**LOCATION:** POCATELLO, IDAHO  
**ENROLLMENT:** 15,041  
**NICKNAME:** BENGALS  
**COLORS:** BLACK AND ORANGE  
**STADIUM/CAPACITY:** HOLT ARENA/12,000  
**PLAYING SURFACE:** FIELDTURF  
**PRESIDENT:** DR. ARTHUR VAILAS  
**INTERIM ATHLETICS DIRECTOR:** JEFF TINGEY  
**ASST. AD/MEDIA RELATIONS:** STEVE SCHAACK  
**PHONE:** (208) 282-2621 (OFFICE)  
 (208) 406-3570 (CELL)  
 (208) 282-2952 (PRESS BOX)  
 (208) 282-3659 (FAX)  
**E-MAIL:** SHASTE4@ISU.EDU  
**ATHLETIC WEB SITE:** WWW.ISUBENGALS.COM

## BENGAL FOOTBALL FACTS

**HEAD COACH:** MIKE KRAMER  
**RECORD AT ISU (YEARS):** 0-0  
**OVERALL RECORD (YEARS):** 77-75 (12)  
**FOOTBALL OFFICE PHONE:** (208) 282-2779  
**BEST TIME TO CONTACT COACH:** MORNINGS  
**2010 RECORD:** 1-10, 0-8 Big Sky  
**BIG SKY TITLES:** THREE/1963, 1981, 2002  
**FCS POSTSEASON RECORD:** 3-1  
**NCAA FCS CHAMPIONSHIPS:** 1981

## BENGAL FOOTBALL STAFF

**HEAD COACH:** MIKE KRAMER  
**ASSOCIATE HC/OL/QBS:** DON BAILEY  
**OFFENSIVE LINE:** DERRICK ROCHE  
**RUNNING BACKS:** MIKE RIGELL  
**TIGHT ENDS:** MATT TROXEL  
**WIDE RECEIVERS:** ANTHONY TUCKER  
**INSIDE LINEBACKERS:** RUDY GRIFFIN  
**DEFENSIVE LINE:** TODD BATES  
**OUTSIDE LINEBACKERS:** RYAN SMAHA  
**DEFENSIVE BACKS:** DANIEL DRAYTON

## BENGAL PERSONNEL

**OFFENSIVE FORMATION:** SPREAD  
**DEFENSIVE FORMATION:** 3/4  
**STARTERS RETURNING:** (O/D/SP): 8/6/2  
**LETTERMEN RETURNING:** 34  
**LETTERMEN LOST:** 17  
**RETURNING ALL-CONF. PERFORMERS:** 5



## ISU TEAM NOTES

◆ Mike Kramer, who is no stranger to the Big Sky Conference, was hired as Idaho State's new football coach on Nov. 22, 2010. Idaho State is the third team Kramer has coached in the Big Sky. He previously led Eastern Washington and Montana State to Big Sky Championships.

◆ The Bengals return three All-Americans: Return specialist Tavoy Moore, punter David Harrington, and linebacker A.J. Storms.

◆ The Bengals will once again play two Football Bowl Subdivision teams in 2011. The Bengals open at Washington State, coached by former EWU head coach Paul Wulff. The Bengals will travel to Brigham Young on Oct. 22.

◆ Idaho State will play on new turf this year at Holt Arena. This summer, the SoftTop Removable Matrix System was installed. It is a synthetic turf system that includes a plurality of filled artificial turf panels that can be disconnected, rolled up and stored, and then later unrolled and reconnected.



## ISU ADMINISTRATION



DR. ARTHUR VAILAS  
PRESIDENT



SCOTT BENSON  
FACULTY ATHLETIC  
REPRESENTATIVE



JEFF TINGEY  
ATHLETICS  
DIRECTOR



NANCY GRAZIANO  
ASSOCIATE ATHLETICS  
DIRECTOR/SWA



STEVE SCHAACK  
ASSISTANT AD FOR  
MEDIA RELATIONS

# IDAHO STATE BENGALS

## ISU 2011 SCHEDULE

DATE	OPPONENT	SITE	TIME	SERIES	LAST MEETING
9/3	AT WASHINGTON STATE	PULLMAN, WASH.	2:05	FIRST MEETING	
9/10	WESTERN STATE	POCATELLO, IDAHO	4:05	ISU 18-7-1	WSU 17-16, 1962
9/17	*NORTHERN COLORADO	POCATELLO, IDAHO	4:05	ISU 19-8	NC 35-21, 2010
9/24	*AT NORTHERN ARIZONA	FLAGSTAFF, ARIZ.	3:05	NAU 30-17-1	NAU 32-7, 2010
10/1	*PORTLAND STATE	POCATELLO, IDAHO	1:35	ISU 23-12-1	PSU 38-3, 2010
10/8	*MONTANA	POCATELLO, IDAHO	4:05	UM 40-13	UM 47-28, 2010
10/15	*AT WEBER STATE	OGDEN, UTAH	4:05	WSU 36-14	WSU 16-13, 2010
10/22	AT BYU	PROVO, UTAH	TBA	BYU 3-0	BYU 27-7, 1951
10/29	*AT MONTANA STATE	BOZEMAN, MONT.	12:05	MSU 44-30-3	L 23-20, OT, 2010
11/12	*AT SACRAMENTO STATE	SACRAMENTO, CALIF.	6:05	SAC 9-6	L 45-17, 2010
11/19	*EASTERN WASHINGTON	POCATELLO, IDAHO	4:05	EWU 23-9	L 34-7, 2010

\*BIG SKY CONFERENCE GAME

TIMES LOCAL TO SITE/SUBJECT TO CHANGE

## 2010 RESULTS

DATE	OPPONENT	RESULT
9/4	UM-WESTERN	W 32-3
9/11	AT UTAH STATE	L 38-17
9/18	*AT NORTHERN COLORADO	L 35-21
9/25	*NORTHERN ARIZONA	L 32-7
10/2	*AT PORTLAND STATE	L 38-3
10/9	*AT MONTANA	L 47-28
10/16	*WEBER STATE	L 16-13
10/30	*MONTANA STATE	L 23-20, OT
11/6	AT GEORGIA	L 55-7
11/13	*SACRAMENTO STATE	L 45-17
11/20	*AT EASTERN WASHINGTON	L 34-7



*Returner  
Tavoy Moore*



*Tight end  
Josh Hill*

## ISU STAR WATCH

**A.J. STORMS**  
LINEBACKER  
6-0, 215, Sr.



◆ FIRST-TEAM ALL-CONFERENCE IN 2009 AND 2010.

◆ RECORDED 146 TOTAL TACKLES LAST SEASON, LEADING THE NATION IN TACKLES PER GAME AT 13.3.

◆ SELECTED AN ALL-AMERICAN BY THE SPORTS NETWORK. A PRESEASON CANDIDATE FOR THE BUCK BUCHANAN AWARD.

**DAVID HARRINGTON**  
PUNTER  
6-3, 195, Sr.



◆ FIRST-TEAM ALL-CONFERENCE IN 2010.

◆ LED THE NATION IN PUNTING IN 2010, AVERAGING 44.3 YARDS PER PUNT.

◆ TABBED AN ALL-AMERICAN BY WALTER CAMP, ASSOCIATED PRESS AND THE SPORTS NETWORK.

**TAVOY MOORE**  
RETURNER/WR/RB  
5-7, 195, Sr.



◆ FIRST-TEAM ALL-CONFERENCE IN 2010 AS A RETURN SPECIALIST.

◆ AVERAGED 184.9 ALL-PURPOSE YARDS PER GAME, WHICH RANKED FIFTH IN THE NATION.

◆ AVERAGED 18.3 YARDS PER PUNT RETURN WITH TWO TOUCHDOWNS. ALSO RETURNED TWO KICKS FOR TOUCHDOWNS.

# IDAHO STATE BENGALS



Head Coach  
Mike Kramer

## MIKE KRAMER FILE

**ALMA MATER:** IDAHO, 1977  
**YEARS AT ISU:** ENTERING FIRST  
**RECORD AT ISU:** 0-0  
**CAREER RECORD/YEARS:** 77-75/13



◆ KRAMER IS ENTERING HIS FIRST SEASON AT IDAHO STATE, BUT HIS 14TH AS A HEAD COACH IN THE BIG SKY.

◆ KRAMER LED EWU TO A BIG SKY CHAMPIONSHIP IN 1997, AND MONTANA STATE TO TITLES IN 2002, 2003 AND 2005.

◆ KRAMER IS ONE OF TWO COACHES AT THE DIVISION I LEVEL TO HAVE GUIDED THREE SCHOOLS IN THE SAME CONFERENCE. FORMER MONTANA STATE QB DENNIS ERICKSON (WASHINGTON STATE, OREGON STATE, ARIZONA STATE IN THE PAC-12) IS THE OTHER.

◆ KRAMER IS THE ONLY COACH IN BIG SKY HISTORY TO EARN LEAGUE COACH OF THE YEAR HONORS AT TWO DIFFERENT SCHOOLS.

◆ KRAMER'S 77 VICTORIES RANKS FOURTH IN BIG SKY HISTORY.

## KRAMER'S RECORD VS. BIG SKY SCHOOLS

SCHOOL	Won	Lost
EWU	3	4
ISU	8	5
UM	4	9
MSU	5	1
NAU	7	6
UNC	1	1
PSU	5	8
SAC	10	2
WSU	9	4

## KRAMER YEAR-BY-YEAR

YEAR	SCHOOL	OVERALL	CONF.	FINISH
1994	EWU	4-7	2-5	T6
1995	EWU	3-8	1-6	8
1996	EWU	6-5	4-4	T4
1997	EWU	12-2	7-1	1
1998	EWU	5-6	4-4	T4
1999	EWU	7-4	6-2	T2
2000	MSU	0-11	0-8	8
2001	MSU	5-6	4-3	4
2002	MSU	7-6	5-2	T1
2003	MSU	7-6	5-2	T1
2004	MSU	6-5	4-3	T3
2005	MSU	7-4	5-2	T1
2006	MSU	8-5	6-2	T2
<b>TOTALS</b>		<b>77-75</b>	<b>53-44</b>	

## 2010 TEAM STATISTICS

TEAM STATISTICS	ISU	OPP
SCORING	172	366
Points Per Game	15.6	33.3
FIRST DOWNS	149	254
Rushing	45	105
Passing	86	123
Penalty	18	26
RUSHING YARDAGE	618	1799
Yards gained rushing	1041	2128
Yards lost rushing	423	329
Rushing Attempts	298	453
Average Per Rush	2.1	4.0
Average Per Game	56.2	163.5
TDs Rushing	4	17
PASSING YARDAGE	1865	2797
Comp-Att-Int	150-328-18	256-379-10
Average Per Pass	5.7	7.4
Average Per Catch	12.4	10.9
Average Per Game	169.5	254.3
TDs Passing	12	24
TOTAL OFFENSE	2483	4596
Total Plays	626	832
Average Per Play	4.0	5.5
Average Per Game	225.7	417.8
KICK RETURNS: #-Yards	57-1256	37-652
PUNT RETURNS: #-Yards	17-300	33-338
INT RETURNS: #-Yards	10-218	18-310
KICK RETURN AVERAGE	22.0	17.6
PUNT RETURN AVERAGE	17.6	10.2
INT RETURN AVERAGE	21.8	17.2
FUMBLES-LOST	20-11	24-13
PENALTIES-Yards	77-779	84-771
Average Per Game	70.8	70.1
PUNTS-Yards	70-3081	42-1613
Average Per Punt	44.0	38.4
Net punt average	37.5	30.3
TIME OF POSSESSION/Game	25:52	33:59
3RD-DOWN Conversions	33/137	69/162
3rd-Down Pct	24%	43%
4TH-DOWN Conversions	8/14	11/18
4th-Down Pct	57%	61%
SACKS BY-Yards	14-100	42-293
TOUCHDOWNS SCORED	21	45
FIELD GOALS-ATTEMPTS	8-14	17-24
ON-SIDE KICKS	1-2	0-0
RED-ZONE SCORES	13-24 54%	44-54 81%
RED-ZONE TOUCHDOWNS	9-24 38%	33-54 61%
PAT-ATTEMPTS	20-20 100%	43-43 100%
ATTENDANCE	26940	153849
Games/Avg Per Game	5/5388	6/25642

## 2010 INDIVIDUAL STATISTICAL LEADERS

RUSHING	GP	Att	Gain	Loss	Net	Avg	TD	Long	Avg/G
Corey White	9	56	282	8	274	4.9	2	45	30.4
Tavoy Moore	11	62	267	15	252	4.1	0	21	22.9
Jahmel Rover	4	35	151	20	131	3.7	1	25	32.8
PASSING	G	Effic	Cmp-Att-Int	Pct	Yds	TD	Lng	Avg/G	
Russel Hill	10	99.36	92-204-8	45.1	1194	8	42	119.4	
Kyle Morris	9	86.75	58-124-10	46.8	671	4	49	74.6	
RECEIVING	G	No.	Yds	Avg	TD	Long	Avg/G		
Tavoy Moore	11	34	421	12.4	3	39	38.3		
Rodrick Rumble	11	32	464	14.5	2	49	42.2		
Kelvin Krosch	7	24	299	12.5	3	30	42.7		
Josh Hill	11	17	165	9.7	3	34	15.0		
Isaiah Burel	5	12	152	12.7	1	32	30.4		
PUNT RETURNS	No.	Yds	Avg	TD	Long				
Tavoy Moore	15	275	18.3	2	84				
INTERCEPTIONS	No.	Yds	Avg	TD	Long				
Dustin Tew	3	135	45.0	1	100				
Chris Holmesly	2	49	24.5	0	44				
KICK RETURNS	No.	Yds	Avg	TD	Long				
Tavoy Moore	45	1086	24.1	2	100				
Keith McGowen	6	111	18.5	0	28				
SCORING	TD	[----- PATS -----]		Rush	Rcv	Pass	DXP	Saf	Points
Brendon Garcia	0	8-14	20-20	0-0	0	0-0	0	0	44
Tavoy Moore	7	0-0	0-0	0-0	0	0-0	0	0	42
Kelvin Krosch	3	0-0	0-0	0-0	0	0-0	0	0	18
Josh Hill	3	0-0	0-0	0-0	0	0-0	0	0	18
TOTAL OFFENSE	G	Plays	Rush	Pass	Total	Avg/G			
Russel Hill	10	247	-187	1194	1007	100.7			
Kyle Morris	9	149	-76	671	595	66.1			
Corey White	9	56	274	0	274	30.4			
Tavoy Moore	11	62	252	0	252	22.9			
ALL PURPOSE	G	Rush	Rec	PR	KOR	IR	Tot	Avg/G	
Tavoy Moore	11	252	421	275	1086	0	2034	184.9	
Rodrick Rumble	11	-8	464	0	0	0	456	41.5	
Corey White	9	274	58	0	0	0	332	36.9	
Kelvin Krosch	7	0	299	0	0	0	299	42.7	
Josh Hill	11	0	165	0	0	0	165	15.0	

SCORE BY QUARTERS	1st	2nd	3rd	4th	OT	Total
Idaho State	34	35	30	70	3	172
Opponents	78	132	104	46	6	366

# IDAHO STATE BENGALS

## 2011 SIGNEES

No.	NAME	Pos.	Ht	Wt	CL	HOMETOWN (PREVIOUS SCHOOL)
1	ANDREW BENAVIDES	WR	5-9	175	Jr.	SANTA ROSA, CALIF. (FOLSOM HS)
2	DONOVAN HENLEY	WR	5-10	175	Jr.	CHANDLER, ARIZ. (GLENDALE COLLEGE)
4	ANTHONY BOYLES	WR	6-2	210	Jr.	LOS ANGELES, CALIF. (WASHINGTON)
4	RYAN COLEMAN	DB	6-2	208	Fr.	RIALTO, CALIF. (CARTER HS)
5	GREG MELENDEZ	DB	6-1	211	Sr.	BROOKLYN, N.Y. (HOFSTRA)
6	CAMERON RICHMOND	WR	6-1	175	Jr.	FAIRFIELD, CALIF. (SANTA ROSA COLLEGE)
7	DEREK GRAVES	WR	6-0	185	So.	STOCKTON, CALIF. (SAN JAOQUIN DELTA)
8	BASIM HUDEEN	LB	5-10	234	Sr.	ELIZABETH, N.J. (HOFSTRA)
9	Ed PRITCHETT	DB	6-0	185	Fr.	COLUMBUS, GEORGIA (CARVER HS)
10	TAVOY MOORE	RB	5-6	193	Sr.	LONG BEACH, CALIF. (CERRITOS COLLEGE)
11	DEMETRIUS ALLEN	LB	5-11	210	Fr.	MIAMI, FLORIDA (MIAMI NORTHWESTERN HS)
12	BRAD KRAGTHORPE	QB	5-11	175	Fr.	TULSA, OKLA. (HOLLAND HALL HS)
13	RODRICK RUMBLE	WR	6-2	201	Jr.	OAK HARBOR, WASH. (OAK HARBOR HS)
14	ERIC PEW	PK	5-6	145	Fr.	POCATELLO, IDAHO (HIGHLAND HS)
15	KELVIN MILLER	DB	6-0	185	Sr.	LAKEWOOD, WASH. (LAKES HS)
15	KEVIN YOST	QB	6-1	195	Jr.	PEORIA, ARIZ. (GLENDALE COLLEGE)
16	DAD HARRINGTON	P	6-2	185	Sr.	MARINA, CALIF. (TENNESSEE)
17	JUSTIN ARIAS	QB	6-1	200	So.	AGOURA HILLS, CALIF. (COLL. OF THE CANYONS)
17	CJ REYES	PK	5-7	211	Fr.	NEW HALL, CALIF. (HART HS)
18	KELVIN KROSCHE	WR	6-5	210	Sr.	MACKAY, IDAHO (MACKAY HS)
20	AARON PRIER	DB	5-10	175	Fr.	SAN PABLO, CALIF. (SALESIAN HS)
21	JARROD DANIELS	WR	5-11	190	So.	MANTEGA, CALIF. (MODESTO COLLEGE)
23	CODY MCCOY	DB	5-8	170	Fr.	JEROME, IDAHO (JEROME HS)
24	PHILLIP PLEASANT	DB	5-11	190	Jr.	ROSAMOND, CALIF. (DESERT HS)
25	TANNER DAVIS	DB	5-10	190	So.	GIG HARBOR, WASH. (GIG HARBOR HS)
26	JAHMEL ROVER	RB	5-8	201	Jr.	RIALTO, CALIF. (CHAFFEY COLLEGE)
27	JON DAVIDSON	DB	6-0	170	So.	LOS ANGELES, CALIF. (OREGON STATE)
28	CAMERON GUPTON	DB	5-8	188	Jr.	BRENTWOOD, CALIF. (FREEDOM HS)
29	CODY SORENSON	DB	5-11	190	Fr.	SPOKANE, WASH. (FERRIS HS)
30	A.J. STORMS	LB	6-0	230	Sr.	MERIDIAN, IDAHO (MERIDIAN HS)
31	BREANAN GHASSEMIAN	DB	5-8	185	Jr.	ANAHEIM, CALIF. (CANYON HS)
32	DANIEL MCSURDY	WR	5-11	192	Fr.	BOISE, IDAHO (MOUNTAIN VIEW HS)
34	ETHAN MONROE	LB	5-11	208	Jr.	LEWISTON, IDAHO (LEWISTON HS)
35	J.T. ALBERS	LB	5-11	227	Sr.	GRAHAM, WASH. (GRAHAM-KEPOWISN HS)
36	CLINT BROCK	LS	6-2	220	Jr.	MESA, ARIZ. (MOUNTAIN VIEW HS)
37	BRENDON GARCIA	PK	5-11	150	So.	MONTA VISTA, CALIF. (MONTA VISTA HS)
38	NATE WEBER	DB	5-11	170	Fr.	IDAHO FALLS, IDAHO (SKYLINE HS)
39	MICHAEL BERGER	DB	6-1	175	Fr.	IDAHO FALLS, IDAHO (SKYLINE HS)
40	TREVOR SPENCE	LB	5-11	215	So.	ABERDEEN, IDAHO (ABERDEEN HS)
43	LEKI FIUFAU	LB	6-1	232	Sr.	SACRAMENTO, CALIF. (SIERRA COLLEGE)
44	JAKE PELE	LB	6-1	220	So.	ALGONA, WASH. (AUBURN-RIVERSIDE HS)
45	KEELAN MCCAFFERY	LB	6-1	209	Fr.	RUPERT, IDAHO (MINIACO HS)
46	TYLER MYERS	LB	6-3	195	Fr.	TWIN FALLS, IDAHO (CANYON RIDGE HS)
47	JACK FRANCIS	LB	6-3	225	Sr.	LA MIRADA, CALIF. (CERRITOS COLLEGE)
49	CHRISTIAN GINES	DB	6-1	180	Fr.	NAMPA, IDAHO (SKY VIEW HS)
50	TAYLOR RAGAN	LB	6-3	215	Fr.	BELLEVUE, WASH. (SAMMAMISH HS)
51	DAVID FORESTER	DL	6-2	255	Fr.	IDAHO CITY, IDAHO (IDAHO CITY HS)
52	RICHARD TE'O	SL	5-11	230	Fr.	POCATELLO, IDAHO (POCATELLO HS)
55	JORDAN MONGA	LB	5-11	275	Sr.	HENDERSON, NEV. (FRESNO CITY COLLEGE)
56	MARK CLAMPITT	OL	6-2	275	Jr.	TORRENCE, CALIF. (WEST HS)
57	JUSTIN VA'E'ENA	DL	5-11	244	So.	OCEANSIDE, CALIF. (OCEANSIDE HS)
58	DEREK BERREY	LB	6-5	215	Fr.	UNIVERSITY PLACE, WASH. (CURTIS HS)
60	ELIJAH RUHL	OL	6-4	329	Jr.	KENT, WASH. (TAHOMA HS/COLL. SEQUOIAS)
61	JON VAN VLIET	OL	6-2	266	Jr.	TWIN FALLS, IDAHO (LIGHTHOUSE CHRISTIAN HS)
62	SAGE WARNER	OL	6-2	261	So.	DECLO, IDAHO (DECLO HS)
63	DAVID TYLER	OL	6-2	277	Sr.	PUYALLUP, WASH. (PUYALLUP HS)
69	JORDAN PETERSON	OL	6-4	260	So.	PINGREE, IDAHO (SANKE RIVER HS)
71	JOSH CUTLER	OL	6-3	285	Fr.	POCATELLO, IDAHO (HIGHLAND HS)
74	NICK BECKMAN	OL	6-5	270	Fr.	BOISE, IDAHO (CAPITAL HS)
75	CHRISTIAN DEIHM	OL	6-5	235	Fr.	CARSON, CALIF. (SAN PEDRO HS)
76	BRADEN CLAYSON	OL	6-6	300	Sr.	BURLEY, IDAHO (BURLEY HS)
77	ERIK JACOBSON	OL	6-5	265	Jr.	HAILEY, IDAHO (WOOD RIVER HS)
78	JIM BAGLEY	OL	6-3	285	Fr.	MERIDIAN, IDAHO (ROCKY MOUNTAIN HS)
79	BRAD SHEDD	OL	6-7	280	Sr.	FLAGSTAFF, ARIZ. (FLAGSTAFF HS)
82	LUKE AUSTIN	WR	6-1	170	So.	BOISE, IDAHO (SKYVIEW HS)
83	DEREK DESPOT	TE	6-3	217	Fr.	IDAHO FALLS, IDAHO (IDAHO FALLS HS)
84	CHASE PLAMER	WR	5-10	180	Fr.	BOISE, IDAHO (ROCKY MOUNTAIN HS)
85	ANDREW ZAMORA	TE	6-2	228	Sr.	PLACENTIA, CALIF. (VALENCIA/SANTA ANA JC)
86	DUKE BUKOSKI	WR	6-0	183	Fr.	HONOLULU, HI (ST. LOUIS HS)
88	JOSH HILL	TE	6-5	232	Jr.	BLACKFOOT, IDAHO (BLACKFOOT HS/BOISE ST.)
90	ISAIAH WALKER	DL	6-2	272	So.	KENT, WASH. (KENT-MERIDIAN HS)
91	JAMES BERGREN	DL	6-4	236	So.	MURRIETA, CALIF. (VISTA MURRIETA HS)
92	KIMO MAKUALA	DL	6-2	235	So.	KAILUA, HAWAII (PUNAHOO HS)
93	TYLER GRAVES	DL	6-4	220	Fr.	FRUITLAND, IDAHO (FRUITLAND HS)
95	JAKE ROUSER	DL	6-3	226	Jr.	OAK HARBOR, WASH. (OAK HARBOR HS)
96	AUSTIN BAKER	DL	6-2	245	So.	DUBOIS, WYO. (DUBOIS HS)
97	CHRIS EDWARDS	DL	6-0	245	DL	MERIDIAN, IDAHO (MERIDIAN HS)
98	AUSTIN SCHNIZLER	DL	6-2	262	Jr.	VENTURA, CALIF. (ST. BONAVENTURE HS)
99	AUSTIN GRAVES	DL	6-2	235	Fr.	KENNEWICK, WASH. (WASHINGTON STATE)

HIGH SCHOOL										
NAME	Pos.	Ht.	Wt.	HOMETOWN (HIGH SCHOOL)						
DEMETRIUS ALLEN	LB	5-11	210	MIAMI, FLA. (MIAMI NORTHWESTERN HS)						
LEVI ALTRINGER	QB	6-3	215	MERIDIAN, IDAHO (ROCKY MOUNTAIN HS)						
COLIN ANDRUS	OL	6-3	235	IDAHO FALLS, IDAHO (IDAHO FALLS HS)						
JUSTIN ARIAS	QB	6-1	210	AGOURA HILLS, CALIF. (COLLEGE OF THE CANYONS)						
JIM BAGLEY	OL	6-4	265	MERIDIAN, IDAHO (ROCKY MOUNTAIN HS)						
DEREK BERRY	LB	6-5	215	UNIVERSITY PLACE, WASH. (CURTIS HS)						
DUKE BUKOSKI	WR	6-0	185	HONOLULU, HAWAII (ST. LOUIS HS)						
PATRICK CARTER	DB	6-2	180	BOISE, IDAHO (CAPITAL HS)						
CHRISTIAN DEIHM	OL	6-5	235	CARSON, CALIF. (SAN PEDRO HS)						
TYLER GRAVES	DL	6-4	215	FRUITLAND, IDAHO (FRUITLAND HS)						
BEN HEIMULI	LB	6-1	245	SALT LAKE CITY, UTAH (COTTONWOOD HS)						
KYLE JONES	OL/DL	6-4	230	CALDWELL, IDAHO (VALLIVUE HS)						
BRAD KRAGTHORPE	QB	5-11	175	TULSA, OKLA. (HOLLAND HALL HS)						
TRAVIS NAMOHALA	OL	6-3	285	HONOLULU, HAWAII (KAMEHAMEHA HS)						
Ed PRITCHETT	DB	6-0	185	COLUMBUS, GEORGIA (CARVER HS)						

TRANSFERS										
NAME	Pos.	Ht.	Wt.	YEAR	EXP.	HOMETOWN (HIGH SCHOOL/PREVIOUS SCHOOL)				
ANTHONY BOYLES JR.	WR	6-2	210	Jr.	Jr.	LOS ANGELES, CALIF. (WASHINGTON)				
JARROD DANIELS	WR	5-11	200	So.	Jr.	MANTEGA, CALIF. (MODESTO COLLEGE)				
MYLES DAUGHTRY	WR	5-9	180	So.	Jr.	CLARKSBURG, Md. (CLARKSBURG HS/NEW MEXICO)				
ANTONIO EVANS	CB	5-10	191	So.	Jr.	ST. LOUIS, Mo. (ARIZONA WESTERN)				
AUSTIN GRAVES	DL	6-4	235	Fr.	Jr.	KENNEWICK, WASH. (WASHINGTON STATE)				
DEREK GRAVES	WR	6-0	185	Jr.	Jr.	STOCKTON, CALIF. (SAN JAOQUIN DELTA COLLEGE)				
CAMERON RICHMOND	WR	6-1	180	Jr.	Jr.	FAIRFIELD, CALIF. (SANTA ROSA COLLEGE)				
DONOVAN HENLEY	DB	5-10	175	Jr.	Jr.	CHANDLER, ARIZ. (GLENDALE COLLEGE)				
KEVIN YOST	QB	6-1	200	Jr.	Jr.	PEORIA, ARIZ. (GLENDALE COLLEGE)				

BENGAL RECORD BY SEASON (Since Inception of the Big Sky)											
Year	Coach	Big Sky				RANK	W	T	PCT	Overall	
		W	L	T	PCT					L	PCT
1963	Babe Caccia	3	1	0	.750	1	5	3	0	.625	
1964	Babe Caccia	2	1	0	.667	2	6	3	0	.667	
1965	Babe Caccia	1	3	0	.250	T4	3	5	1	.389	
1966	Leo McKillip	1	3	0	.250	4	3	6	0	.333	
1967	Leo McKillip	0	4	0	.000	5	1	9	0	.100	
1968	Ed Cavanaugh	1	3	0	.250	4	4	5	0	.444	
1969	Ed Cavanaugh	2	2	0	.500	3	5	5	0	.500	
1970	Ed Cavanaugh	3	2	0	.600	2	5	5	0	.500	
1971	Ed Cavanaugh	2	3	0	.400	5	6	4	0	.600	
1972	Bob Griffin	4	1	0	.800	2	7	3	0	.700	
1973	Bob Griffin	0	6	0	.000	6	2	9	0	.182	
1974	Bob Griffin	2	4	0	.333	6	5	5	0	.500	
1975	Bob Griffin	4	2	0	.667	T2	7	3	0	.700	
1976	Joe Pascale	0	6	0	.000	7	1	9	0	.100	
1977	Bud Hake	2	4	0	.333	T4	3	8	0	.273	
1978	Bud Hake	0	6	0	.000	7	2	8	0	.182	
1979	Bud Hake	0	7	0	.000	8	0	11	0	.000	
1980	Dave Kragthorpe	4	4	0	.500	T3	6	5	0	.545	
1981	Dave Kragthorpe	6	1	0	.857	1	12	1	0	.923	
1982	Dave Kragthorpe	1	6	0	.142	8	3	8	0	.273	
1983	Jim Koetter	5	2	0	.714	2	8	4	0	.666	
1984	Jim Koetter	4	3	0	.571	T3	5	6	0	.454	
1985	Jim Koetter	3	4	0	.428	5	5	6	0	.454	
1986	Jim Koetter	1	7	0	.142	8	2	9	0	.181	
1987	Jim Koetter	3	5	0	.375	7	3	7	1	.318	
1988	Garth Hall	0	8	0	.000	9	0	11	0	.000	
1989	Garth Hall	2	6	0	.250	T6	3	7	0	.300	
1990	Garth Hall	1	7	0	.125	9	3	8	0	.273	
1991	Garth Hall	2	6	0	.250	7	3	7	1	.318	
1992	Brian McNeely	1	6	0	.142	8	3	8	0	.273	
1993	Brian McNeely	0	7	0	.000	8	2	9	0	.182	
1994	Brian McNeely	4	3	0	.571	T4	6	5	0	.545	
1995	Brian McNeely	3	4	0	.429	6	6	5	0	.545	
1996	Brian McNeely	2	6	0	.250	7	4	7	0	.364	
1997	Tom Walsh	2	6	0	.250	8	3	8	0	.273	
1998	Tom Walsh	2	6	0	.250	9	3	8	0	.273	
1999 <sup>A</sup>	Larry Lewis	2	6	0	.250	T7	4	7	0	.364	
2000	Larry Lewis	4	4	0	.500	6	6	5	0	.545	
2001	Larry Lewis	1	6	0	.143	T7	4	7	0	.364	
2002	Larry Lewis	5	2	0	.714	T1	8	3	0	.727	
2003	Larry Lewis	4	3	0	.571	T4	8	4	0	.667	
2004	Larry Lewis	2	5	0	.286	T6	3	8	0	.273	
2005	Larry Lewis	3	4	0	.429	6	5	6	0	.455	
2006	Larry Lewis	1	7	0	.125	8	2	9	0	.182	
2007	John Zamberlin	2	6	0	.250	8	3	8	0	.273	
2008	John Zamberlin	1	7	0	.125	T8	1	11	0	.083	
2009	John Zamberlin	1	7	0	.125	T7	1	10	0	.091	
2010	John Zamberlin	0	8	0	.000	9	1	10	0	.091	

<sup>A</sup> Received one conference forfeit win

# MONTANA GRIZZLIES

## GRIZZLY QUICK FACTS

**LOCATION:** MISSOULA, MONT.  
**ENROLLMENT:** 15,642  
**NICKNAME:** GRIZZLIES  
**COLORS:** MAROON AND SILVER  
**STADIUM/CAPACITY:** WASHINGTON-GRIZZLY STADIUM (25,217)  
**PLAYING SURFACE:** SPRINTURF  
**PRESIDENT:** DR. ROYCE ENGSTROM  
**ATHLETICS DIRECTOR:** JIM O'DAY  
**ASST. AD/MEDIA RELATIONS:** DAVE GUFFEY  
**PHONE:** (406) 243-5402 (OFFICE)  
(406) 728-1135 (HOME)  
(406) 370-9435 (CELL)  
(406) 243-4167 (PRESS BOX)  
(406) 243-6859 (FAX)  
**E-MAIL:** GUFFEYDB@MSO.UMT.EDU  
**ATHLETIC WEB SITE:** WWW.GOGRIZZ.COM

## GRIZZLY FOOTBALL FACTS

**HEAD COACH:** ROBIN PFLUGRAD  
**RECORD AT UM (YEARS):** 7-4 (1)  
**OVERALL RECORD (YEARS):** SAME  
**FOOTBALL OFFICE PHONE:** (406) 243-2969  
**BEST TIME TO CONTACT COACH:**  
MON-THURS/11 A.M.-NOON  
**2010 RECORD:** 7-4, 5-3 BIG SKY  
**BIG SKY TITLES:** 19/1969, '70, '82, '83, '93, '95, '96, '98-'09  
**FCS POSTSEASON RECORD:** 30-18  
**NCAA FCS CHAMPIONSHIPS:** 1995, 2001

## GRIZZLY FOOTBALL STAFF

**HEAD COACH:** ROBIN PFLUGRAD  
**ASST. HC/RUNNING BACKS:** MICK DELANEY  
**DEF. COORDINATOR/SAFETIES:** MIKE BRESKE  
**OFF. COORDINATOR/QBs:** JONATHAN SMITH  
**SPECIAL TEAMS:** DICK ARBUCKLE  
**WIDE RECEIVERS:** SHALON BAKER  
**CENTERS/GUARDS:** BOB BEERS  
**DEFENSIVE LINE:** LAWRENCE SUIJAUNOA  
**TACKLES/TIGHT ENDS:** SCOTT GRAGG  
**LINEBACKERS:** TY GREGORAK  
**CORNERBACKS:** ARIC WILLIAMS

## GRIZZLY PERSONNEL

**OFFENSIVE FORMATION:** PRO SET  
**DEFENSIVE FORMATION:** 4-3  
**STARTERS RETURNING: (O/D/SP):** 7/7/1  
**LETTERMEN RETURNING:** 47  
**LETTERMEN LOST:** 14  
**RETURNING ALL-CONF. PERFORMERS:** 10



## UM TEAM NOTES

◆ Montana has enjoyed 25 consecutive winning seasons, including last year's 7-4 record. 2009. During the decade, UM won 119 games.

◆ The Grizzlies set a Division I FCS record by qualifying for the playoffs 17 consecutive seasons from 1993-2009. During that span, Montana won two national championships (1995 and 2001), and finished second five times (1996, 2000, 2004, 2008 and 2009).

◆ Montana is 163-21 all-time at Washington-Grizzly Stadium, which opened during the 1986 season.

◆ No team at the Division I level won more games than Montana from 2000-



◆ Prior to 2010, Montana had won or shared 12 consecutive Big Sky Conference titles.

◆ Montana opens the 2011 season at Tennessee. It will be UM's first game against a Bowl Subdivision opponent since 2006 when the Grizzlies opened with a loss to Iowa.

◆ Montana finished the 2010 season ranked second in the FCS in average attendance. The Grizzlies averaged 25,448 fans per game at Washington-Grizzly Stadium.

## UM ADMINISTRATION



DR. ROYCE  
ENGSTROM  
PRESIDENT



DR. JIM LOPACH  
FACULTY ATHLETIC  
REPRESENTATIVE



JIM O'DAY  
ATHLETICS  
DIRECTOR



JEAN GEE  
ASSOCIATE ATHLETICS  
DIRECTOR/SWA



DAVE GUFFEY  
ASSOCIATE A.D./  
MEDIA RELATIONS

# MONTANA GRIZZLIES

## UM 2011 SCHEDULE

DATE	OPPONENT	SITE	TIME	SERIES	LAST MEETING
9/3	AT TENNESSEE	KNOXVILLE, TENN.	6:05	FIRST MEETING	
9/10	CAL POLY	MISSOULA, MONT.	1:05	UM 13-2	CP 35-33, 2010
9/17	*EASTERN WASHINGTON	MISSOULA, MONT.	1:05	UM 25-11-1	EWU 36-27, 2010
9/24	*AT SACRAMENTO STATE	SACRAMENTO, CALIF.	6:05	UM 16-0	UM 28-25, 2010
10/1	*NORTHERN COLORADO	MISSOULA, MONT.	1:05	UM 10-1	UM 30-7, 2010
10/8	*AT IDAHO STATE	POCATELLO, IDAHO	4:05	UM 40-13	UM 47-28, 2010
10/15	*PORTLAND STATE	MISSOULA, MONT.	1:05	UM 27-11	UM 23-21, 2010
10/22	*AT NORTHERN ARIZONA	FLAGSTAFF, ARIZ.	3:05	UM 33-11	UM 24-21, 2010
10/29	*WEBER STATE	MISSOULA, MONT.	1:05	UM 37-13	WSU 30-21, 2010
11/5	WESTERN OREGON	MISSOULA, MONT.	12:05	FIRST MEETING	
11/19	*AT MONTANA STATE	BOZEMAN, MONT.	12:05	UM 69-36-5	MSU 21-16, 2010

\*BIG SKY CONFERENCE GAME

TIMES LOCAL TO SITE/SUBJECT TO CHANGE

## 2010 RESULTS

DATE	OPPONENT	RESULT
9/4	WESTERN STATE	W 72-3
9/11	AT CAL POLY	L 35-33
9/18	*AT EASTERN WASHINGTON	L 36-27
9/25	*SACRAMENTO STATE	W 28-25
10/2	*AT NORTHERN COLORADO	W 30-7
10/9	*IDAHO STATE	W 47-28
10/16	*AT PORTLAND STATE	W 23-21
10/23	*NORTHERN ARIZONA	W 24-21
10/30	*AT WEBER STATE	L 30-21
11/13	NORTH DAKOTA	W 27-17
11/20	*MONTANA STATE	L 21-16

\*BIG SKY CONFERENCE GAME



Wide Receiver  
Jablin Sambrano



Offensive Tackle  
Charles Burton

## UM STAR WATCH

**TRUMAINE JOHNSON**  
CORNERBACK  
6-3, 199, SR.



◆ A CANDIDATE FOR THE BUCK BUCHANAN AWARD. FINISHED 20TH VOTING IN 2010.

◆ AN ALL-AMERICAN SELECTION BY AFCA, WALTER CAMP, AP AND THE SPORTS NETWORK IN 2010.

◆ ENTERS SENIOR YEAR WITH 13 CAREER INTERCEPTIONS.

**CHARLES BURTON**  
OFFENSIVE TACKLE  
6-5, 315, SR.



◆ HONORABLE MENTION ALL-CONFERENCE IN 2010.

◆ ANCHORS AN OFFENSIVE LINE WITH THREE RETURNING SENIOR STARTERS.

◆ A NATIVE OF LONG BEACH, CALIF.

**BRODY MCKNIGHT**  
KICKER/PUNTER  
6-0, 205, SR.



◆ THE VANCOUVER, B.C. NATIVE WAS DRAFTED IN FIRST ROUND (8TH PICK) BY MONTREAL IN 2011 CFL DRAFT.

◆ CURRENTLY TIED FOR 10TH ALL-TIME IN LEAGUE HISTORY WITH 271 CAREER KICKING POINTS.

◆ SECOND-TEAM ALL-CONFERENCE IN 2010.

# MONTANA GRIZZLIES



*Head Coach  
Robin Pflugrad*

## ROBIN PFLUGRAD FILE

**ALMA MATER:** PORTLAND STATE 1980  
**YEARS AT UM:** SECOND  
**RECORD AT UM:** 7-4  
**CAREER RECORD/YEARS:** 7-4 (1)



◆ PFLUGRAD WAS NAMED THE 34TH HEAD COACH IN MONTANA HISTORY ON DEC. 31, 2009, REPLACING BOBBY HAUCK WHO COMPILED AN 80-17 RECORD IN SEVEN SEASONS.

◆ PFLUGRAD SERVED AS UM'S WIDE RECEIVERS COACH IN 2009. HE WAS ALSO AN ASSISTANT AT MONTANA FROM 1986-1994 UNDER LEGENDARY GRIZ COACH DON READ.

◆ FROM 1994-2008, PFLUGRAD SERVED AS AN ASSISTANT COACH IN THE PAC-10, WORKING AT ARIZONA STATE, WASHINGTON STATE AND OREGON.

◆ THE 53-YEAR-OLD BEGAN HIS COACHING CAREER IN 1980 AT HIS ALMA MATER PORTLAND STATE.

### PFLUGRAD RECORD VS. BIG SKY SCHOOLS

SCHOOL	Won	Lost
EASTERN WASHINGTON	0	1
IDAHO STATE	1	0
MONTANA STATE	0	1
NORTHERN ARIZONA	1	0
NORTHERN COLORADO	1	0
PORTLAND STATE	1	0
SACRAMENTO STATE	1	0
WEBER STATE	0	1

### PFLUGRAD YEAR-BY-YEAR

YEAR	SCHOOL	OVERALL	CONF.	FINISH
2010	MONTANA	7-4	5-3	T3
<b>TOTALS</b>		<b>7-4</b>	<b>5-3</b>	

## 2010 TEAM STATISTICS

TEAM STATISTICS	UM	OPP
SCORING	349	243
Points Per Game	31.7	22.1
FIRST DOWNS	198	176
Rushing	85	90
Passing	99	64
Penalty	14	22
RUSHING YARDAGE	1539	1648
Yards gained rushing	1859	2038
Yards lost rushing	320	390
Rushing Attempts	377	486
Average Per Rush	4.1	3.4
Average Per Game	139.9	149.8
TDs Rushing	12	15
PASSING YARDAGE	2569	1540
Comp-Att-Int	231-383-16	148-292-12
Average Per Pass	6.7	5.3
Average Per Catch	11.1	10.4
Average Per Game	233.5	140.0
TDs Passing	27	10
TOTAL OFFENSE	4108	3188
Total Plays	760	778
Average Per Play	5.4	4.1
Average Per Game	373.5	289.8
KICK RETURNS: #-Yards	43-901	52-1160
PUNT RETURNS: #-Yards	21-231	16-242
INT RETURNS: #-Yards	12-197	22.3
KICK RETURN AVERAGE	21.0	11.0
PUNT RETURN AVERAGE	13.9	15.1
INT RETURN AVERAGE	16.4	26-13
FUMBLES-LOST	26-16	63-506
PENALTIES-Yards	80-691	46.0
Average Per Game	62.8	81-3009
PUNTS-Yards	66-2367	37.1
Average Per Punt	35.9	32.0
Net punt average	31.5	34:10
TIME OF POSSESSION/Game	25:50	60/162
3RD-DOWN Conversions	60/162	49/172
3rd-Down Pct	37%	28%
4TH-DOWN Conversions	6/11	7/19
4th-Down Pct	55%	37%
SACKS BY-Yards	30-217	20-123
TOUCHDOWNS SCORED	44	31
FIELD GOALS-ATTEMPTS	14-18	9-16
ON-SIDE KICKS	1-1	0-0
RED-ZONE SCORES	33-41 80%	25-30 83%
RED-ZONE TOUCHDOWNS	22-41 54%	18-30 60%
PAT-ATTEMPTS	41-42 98%	24-25 96%
ATTENDANCE	152689	41041
Games/Avg Per Game	6/25448	5/8208

## 2010 INDIVIDUAL STATISTICAL LEADERS

RUSHING	GP	Att	Gain	Loss	Net	Avg	TD	Long	Avg/G
Chase Reynolds	11	191	1058	76	982	5.1	8	59	89.3
Gerald Kemp	9	45	247	23	224	5.0	0	46	24.9
Justin Roper	11	58	225	105	120	2.1	2	35	10.9
PASSING	G	Effic	Comp-Att-Int	Pct	Yds	TD	Lng	Avg/G	
Justin Roper	11	133.11	171-278-11	61.5	1885	19	58	171.4	
Andrew Selle	4	127.03	41-77-5	53.2	599	5	72	149.8	
Jordan Johnson	5	109.98	15-20-0	75.0	44	1	15	8.8	
RECEIVING	G	No.	Yds	Avg	TD	Long	Avg/G		
Chase Reynolds	11	40	333	8.3	4	42	30.3		
Jabin Sambrano	9	39	584	15.0	3	72	64.9		
Antwon Moutra	11	36	600	16.7	6	58	54.5		
Bryce Carver	10	31	261	8.4	5	29	26.1		
Sam Gratten	10	28	327	11.7	4	37	32.7		
Greg Hardy	11	17	176	10.4	1	28	16.0		
Gerald Kemp	9	10	86	8.6	0	26	9.6		
CJ Atkins	11	10	81	8.1	1	23	7.4		
PUNT RETURNS	No.	Yds	Avg	TD	Long				
Peter Ngyuen	24	307	12.8	0	45				
Jabin Sambrano	2	31	15.5	0	24				
INTERCEPTIONS	No.	Yds	Avg	TD	Long				
Erik Stoll	5	73	14.6	1	34				
Tru. Johnson	4	88	22.0	2	53				
KICK RETURNS	No.	Yds	Avg	TD	Long				
Peter Ngyuen	27	670	24.8	0	56				
Tru. Johnson	8	178	22.2	0	44				
SCORING	TD	FGs	Kick	Rush	Rcv	Pass	DXP	Saf	Points
Brody McKnight	0	14-18	41-42	0-1	0	0-0	0	0	83
Chase Reynolds	12	0-0	0-0	0-0	0	0-0	0	0	72
Antwon Moutra	6	0-0	0-0	0-0	0	0-0	0	0	36
Bryce Carver	5	0-0	0-0	0-0	0	0-0	0	0	30
Sam Gratten	4	0-0	0-0	0-0	0	0-0	0	0	24
Jabin Sambrano	4	0-0	0-0	0-0	0	0-0	0	0	24
TOTAL OFFENSE	G	Plays	Rush	Pass	Total	Avg/G			
Justin Roper	11	336	120	1885	2005	182.3			
Chase Reynolds	11	192	982	7	989	89.9			
Andrew Selle	4	94	3	599	602	150.5			
Gerald Kemp	9	46	224	0	224	24.9			
ALL PURPOSE	G	Rush	Rec	PR	KOR	IR	Tot	Avg/G	
Chase Reynolds	11	982	333	0	0	0	1315	119.5	
Peter Ngyuen	11	37	24	307	670	0	1038	94.4	
Jabin Sambrano	9	44	584	31	-5	0	654	72.7	
Antwon Moutra	11	26	600	0	0	0	626	56.9	
Gerald Kemp	9	224	86	0	25	0	335	37.2	
Sam Gratten	10	7	327	0	0	0	334	33.4	

# MONTANA GRIZZLIES

No.	NAME	Pos.	Ht.	Wt.	Yr.	Exp.	HOMETOWN (HIGH SCHOOL/PREVIOUS SCHOOL)
1	C.J. ATKINS	WR	6-2	210	Sr.	1V	ENCINO, CALIF. (COL. OF THE CANYONS)
2	TRUMAINE JOHNSON	CB/WR	6-3	210	Sr.	3V	STOCKTON, CALIF. (EDISON HS)
3	ANTWON MOUTRA	WR	6-2	199	Sr.	1V	CARSON, CALIF. (UCLA)
4	BRETT KIRSCHNER	RB	5-10	200	Fr.	RS	BELLEVUE, WA (INTERLAKE HS)
5	DONEY LISOWSKI	CB	5-11	188	Sr.	3V	SEATTLE, WASH. (O'DEA HS)
6	AARON ROBERTS	WR	5-11	180	So.	SQ	SPOKANE, WASH. (FERRIS HS)
8	SAM GRATTON	WR	6-0	198	Jr.	2V	BILLINGS, MONT. (SENIOR HS)
9	MIKE MCCORD	SS	6-0	209	Sr.	3V	PHOENIX, ARIZ. (MARYVALE HS)
10	JORDAN JOHNSON	QB	6-1	202	So.	1V	EUGENE, ORE. (SHELDON HS)
13	SEAN MURRAY	CB	6-1	190	So.	1V	CORONA, CALIF. (SANTIAGO HS)
14	BRANDON MAGUIRE	WR	6-1	200	Fr.	RS	OLYMPIA, WASH. (OLYMPIA HS)
16	JABIN SAMBRANO	WR/RET.	5-11	170	Sr.	3V	TEMECULA, CALIF. (GREAT OAKS HS)
17	GERALD KEMP	RB/QB	6-2	215	Jr.	2V	SAN DIEGO, CALIF. (RANCHO BERNARDO HS)
18	NATE MONTANA	QB	6-4	215	Jr.	JC	CONCORD, CALIF. (PASADENA CC)
19	SHAY SMITHWICK-HANN	QB	6-4	222	Fr.	RS	KALISPELL, MONT. (GLACIER HS)
20	HOUSTON ROOTS	CB	5-10	185	Sr.	1V	SACRAMENTO, CALIF. (SIERRA COL.)
21	KEVIN FRANK JR.	CB	6-0	190	Jr.	JC	ELK GROVE, CALIF. (SIERRA COL.)
23	CAM WARREN	WR	5-7	167	So.	SQ	BELLEVUE, WASH. (BELLEVUE HS)
24	STEVEN ROMINGER	FS	5-10	195	So.	1V	MISSOULA, MONT. (SENTINEL HS)
25	MARLIN MILES	CB	5-9	170	Jr.	SQ	PORTLAND, ORE. (WESTERN MICHIGAN)
26	JORDAN CANADA	RB	5-9	172	Fr.	RS	WEST COVINA, CALIF. (SOUTH HILLS HS)
27	JUSTIN WHITTED	FS	6-1	188	Fr.	HS	LOS ANGELES, CALIF. (ST. BERNARD HS)
28	PETER NGUYEN	RB/RET.	5-8	182	Jr.	2V	SEATTLE, WASH. (BELLEVUE HS)
29	BRYCE CARVER	WR	6-1	180	Jr.	2V	DILLON, MONT. (BEAVERHEAD COUNTY HS)
30	BO TULLY	SS	6-2	195	So.	1V	SPOKANE, WASH. (MEAD HS)
31	ANDREW BADGER	SS	5-11	180	Sr.	1V	ELMER, N.J. (COL. OF SEQUOIAS, CALIF.)
32	ALEX SHAW	LB	6-2	240	Sr.	2V	SPOKANE, WASH. (LEWIS & CLARK HS)
35	DAN MOORE	RB	5-11	235	Jr.	2V	TUCSON, ARIZ. (MOUNTAIN VIEW HS)
39	LANCE CARL	RB	5-11	190	Sr.	SQ	MISSOULA, MONT. (BIG SKY HS)
40	CALEB MCGURDY	LB	6-1	250	Sr.	3V	BOISE, IDAHO (BORAH HS)
42	TY TIMMER	LB	6-2	224	So.	1V	GREAT FALLS, MONT. (GREAT FALLS HS)
44	JORDAN TRIPP	LB	6-2	232	Jr.	2V	MISSOULA, MONT. (BIG SKY HS)
45	BEAU DONALDSON	RB/LB	6-1	233	Jr.	2V	MISSOULA, MONT. (BIG SKY HS)
46	CLAY PIERSON	DE	6-3	239	So.	1V	TWIN BRIDGES, MONT. (TWIN BRIDGES HS)
47	DEREK CRITTENDEN	DL	6-3	250	Fr.	HS	WHITEFISH, MONT. (WHITEFISH HS)
48	JAKE RAYNOCK	FB	6-2	245	Jr.	SQ	BILLINGS, MONT. (SKYVIEW HS)
49	MICHAEL JORDAN	OLB	6-3	210	Fr.	RS	CHANDLER, ARIZ. (CHANDLER HS)
50	BRYAN WALDHAUSER	DT	6-4	260	Sr.	3V	WORDEN, MONT. (HUNTLEY PROJECT HS)
51	CHRIS BRADFORD	DT	6-2	260	So.	1V	SAN BERNARDINO, CALIF. (ARROYO HS)
52	JOHN KANONGATA A	LB	5-11	227	So.	1V	BELLEVUE, WASH. (BELLEVUE HS)
53	JOH STUBERG	LB	6-2	232	Jr.	2V	HELENA, MONT. (HELENA HS)
54	TREVOR REHM	DE	6-3	244	So.	HS	DILLON, MONT. (BEAVERHEAD CO. HS)
55	TAYLOR TULIAPUPU	LB	6-0	225	Fr.	RS	LAVERNE, CALIF. (CLAREMONT HS)
56	BROCK COYLE	LB	6-2	235	So.	1V/RS	BOZEMAN, MONT. (BOZEMAN HS)
57	CHARLES BURTON	OT	6-5	315	Sr.	3V	LONG BEACH, CALIF. (MILIKAN HS)
58	ZACK WAGENMANN	DE	6-3 1/2	230	Fr.	RS	MISSOULA, MONT. (SENTINEL HS)
59	TYRONE DUNCAN	DT	6-3	285	Sr.	1V	WESTLAKE VILLAGE, CALIF. (U OF WASH.)
62	BRETT BRAUER	OC	6-2	270	So.	SQ	MISSOULA, MONT. (BIG SKY HS)
68	STEVEN SABIN	OC	6-4	300	Sr.	1V	CHANDLER, ARIZ. (SCOTTSDALE CC)
69	KIEBLY OILAND	OL	6-4	285	So.	TR	SPOKANE, WASH. (UNLV)
70	JEREMY LAPAN	OT	6-5	302	Jr.	SQ	SANTA ANNA, CALIF. (UTAH STATE)
72	TREVOR POOLE	OT	6-5	275	Fr.	RS	SPOKANE, WASH. (FERRIS HS)
74	JOH OPPERUD	OT	6-7	308	Sr.	3V	PORTLAND, ORE. (MILWAUKIE HS)
75	WILLIAMS PODELS	OT	6-8	331	So.	1V	CHANDLER, ARIZ. (CHANDLER HS)
76	DANNY KISTLER JR.	OT	6-8	315	So.	1V	SEATTLE, WASH. (O'DEA HS)
77	JAKE HENDRICKSON	OC	6-3 1/2	285	Sr.	1V	GILBERT, ARIZ. (SCOTTSDALE CC)
78	KYLE KIMET	OG	6-5	275	Jr.	SQ	BONITA, CALIF. (BONITA VISTA HS)
80	SEAN HAYNES	WR	6-3	190	Fr.	RS	LOS ANGELES, CALIF. (BISHOP ALEMANY HS)
81	MITCH SAYLOR	WR	6-5	210	Fr.	RS	VANCOUVER, WASH. (UNION HS/CAMAS, WA)
82	JACOB HAAS	TE	6-5	225	Jr.	1V	PORTLAND, ORE. (CENTRAL CATHOLIC HS)
83	BRODY MCKNIGHT	K/P	6-0	204	Sr.	3V	VANCOUVER, B.C. (PURDUE HS)
84	C.J. HATCHETT	WR	6-3	188	Fr.	RS	VANCOUVER, WASH. (UNION HS)
85	KAVARIO MIDDLETON	TE	6-5	252	Sr.	1V	LAKEWOOD, WASH. (U OF WASHINGTON)
86	GREG HARDY	TE	6-5	245	Jr.	2V	FAIRVIEW, MONT. (FAIRVIEW HS)
87	GARRETT RIGGIO	DE	6-3	240	Jr.	SQ	SCOTTSDALE, ARIZ. (SAN DIEGO STATE)
90	RYAN FETHERSTON	DE	6-4	235	Sr.	3V	EAST HELENA, MONT. (HELENA HS)
91	BOBBY ALT	DE	6-3	240	Sr.	2V	ONTARIO, CALIF. (MT. SAC JC)
92	ALEX BIENEMANN	DT	6-2	275	So.	1V	DENVER, COLO. (REGIS JESUIT HS)
94	SEAN WREN	P	6-6	210	Jr.	1V	YORBA LINDA, CALIF. (FULLERTON JC)
95	TONGA TAKAI	DT	6-2	320	Fr.	RS	WAIPAHU, HAWAII (DAMIAN MEMORIAL HS)
96	JOH HARRIS	DE	6-5	251	Jr.	1V	KALISPELL, MONT. (FLATHEAD HS)
97	ETHAN PATEMAN	LB	6-3	230	So.	1V	STEVENSVILLE, MONT. (STEVENSVILLE HS)
98	BEN HUGHES	DT	6-0	285	Sr.	1V	GRANTS PASS, ORE. (SHASTA JC)
	CHASE WHITE	QB	6-2	180	Fr.	HS	SHELBY, MONT. (SHELBY HS)
	MATT BERG	QB/K	5-9	180	Fr.	HS	BUTTE, MONT. (BUTTE HS)
	NELO BUTLER	RB	5-9	200	Fr.	HS	HELENA, MONT. (HELENA HS)
	JOE DAHL	OL	6-4	240	Fr.	HS	SPOKANE, WASH. (UNIVERSITY HS)
	JESSE GINN	DT	6-5	285	Fr.	HS	MISSOULA, MONT. (HELLGATE HS)
	ZACH GRATTON	SAFETY	6-0	185	Fr.	HS	BILLINGS, MONT. (SENIOR HS)
	GAVIN HAGFORS	RB	6-2	207	Fr.	HS	GREAT FALLS, MONT. (C.M. RUSSELL HS)
	NATE HARRIS	CB	5-10	185	Fr.	HS	CHINO, CALIF. (CHINO HILLS HS)
	MATT HERMANSON	SAFETY	6-1	188	Fr.	HS	SIoux FALLS, S.D. (WASHINGTON HS)
	SAMSON KALEIKINI	OL	6-5	270	Fr.	HS	KAPOLEI, HAWAII (KAPOLEI HS)
	CONNOR LEB SOCK	SAFETY	6-2	198	Fr.	HS	BILLINGS, MONT. (SKYVIEW HS)
	CHRISTIAN LICCIARDI	OL	6-3	280	Fr.	HS	ORANGE, CALIF. (ORANGE LUTHERAN HS)
	TRENT MCKINNEY	QB	6-0	182	Fr.	HS	MILLIANI, HAWAII (MILLIANI HS)
	ADDISON OWEN	LB	6-2	210	Fr.	HS	VANCOUVER, WASH. (CAMAS HS)
	ASCHAN RICHARDS	TE	6-6	215	Fr.	HS	BUTTE, MONT. (BUTTE CENTRAL HS)
	JONATHAN RICHARDS	LB	6-3	215	Fr.	HS	BUTTE, MONT. (BUTTE CENTRAL HS)
	JOHN SCHMAING	OL	6-6	255	Fr.	HS	BILLINGS, MONT. (SENIOR HS)
	STEPHEN SHAW	P/K	6-3	225	Fr.	HS	BOISE, IDAHO (CAPITAL HS)
	ARCHIE WOULDARD	WR	6-4	180	Jr.	HS	CHANDLER, ARIZ. (CHANDLER HS)

## 2011 SIGNEES

### HIGH SCHOOL

NAME	Pos.	Ht.	Wt.	HOMETOWN (HIGH SCHOOL)
MATT BERG	QB/K	5-9	180	BUTTE, MONT. (BUTTE HS)
NELO BUTLER	RB	5-9	200	HELENA, MONT. (HELENA HS)
DEREK CRITTENDON	DL	6-3	240	WHITEFISH, MONT. (WHITEFISH HS)
JOE DAHL	OL	6-4	240	SPOKANE, WASH. (UNIVERSITY HS)
JESSE GINN	DT	6-5	285	MISSOULA, MONT. (HELLGATE HS)
ZACH GRATTON	S	6-0	185	BILLINGS, MONT. (SENIOR HS)
GAVIN HAGFORS	RB	6-2	207	GREAT FALLS, MONT. (C.M. RUSSELL HS)
NATE HARRIS	CB	5-10	185	CHINO, CALIF. (CHINO HILLS HS)
MATT HERMANSON	S	6-1	188	SIoux FALLS, S.D. (WASHINGTON HS)
SAMSON KALEIKINI	OL	6-5	270	KAPOLEI, HAWAII (KAPOLEI HS)
CONNOR LEB SOCK	S	6-2	198	BILLINGS, MONT. (SKYVIEW HS)
CHRISTIAN LICCIARDI	OL	6-3	280	ORANGE, CALIF. (ORANGE LUTHERAN HS)
TRENT MCKINNEY	QB	6-0	182	MILLIANI, HAWAII (MILLIANI HS)
ADDISON OWEN	LB	6-2	210	VANCOUVER, WASH. (CAMAS HS)
ASCHAN RICHARDS	TE	6-6	215	BUTTE, MONT. (BUTTE CENTRAL HS)
JONATHAN RICHARDS	LB	6-3	215	BUTTE, MONT. (BUTTE CENTRAL HS)
HASSAN RICHARDSON	WR	6-4	190	MILLIANI, HAWAII (MILLIANI HS)
JOHN SCHMAING	OL	6-6	255	BILLINGS, MONT. (SENIOR HS)
STEPHEN SHAW	P/K	6-3	225	BOISE, IDAHO (CAPITAL HS)
CHASE WHITE	QB	6-2	180	SHELBY, MONT. (SHELBY HS)
JUSTIN WHITTED	S	6-1	190	LOS ANGELES, CALIF. (ST. BERNARD HS)

### JUNIOR COLLEGE TRANSFERS

NAME	Pos.	Ht.	Wt.	YEAR	EXP.	HOMETOWN (HIGH SCHOOL/PREV. SCHOOL)
#KEVIN FRANK JR.	CB	6-0	190	Jr	JC	ELK GROVE, CALIF. (SIERRA COL.)
ARCHIE WOULDARD	WR	6-4	180	Jr.	HS	CHANDLER, ARIZ. (CHANDLER/MESA COLLEGE)

## GRIZZLY RECORD BY SEASON (Since Inception of the Big Sky)

Year	Coach	Big Sky			PCT	RANK	W	Overall		
		W	L	T				W	L	T
1963	Ray Jenkins	0	3	0	.000	4	1	9	0	.100
1964	Hugh Davidson	1	2	0	.333	3	3	6	0	.333
1965	Hugh Davidson	2	2	0	.500	3	4	6	0	.400
1966	Hugh Davidson	0	4	0	.000	5	1	8	0	.111
1967	Jack Swarthout	2	2	0	.500	T2	7	3	0	.700
1968	Jack Swarthout	0	4	0	.000	5	2	7	0	.222
1969	Jack Swarthout	4	0	0	1.00	1	10	1	0	.909
1970	Jack Swarthout	5	0	0	1.00	1	10	1	0	.909
1971	Jack Swarthout	3	2	0	.600	3	6	5	0	.545
1973	Jack Swarthout	2	4	0	.333	T4	4	6	0	.400
1974	Jack Swarthout	2	3	1	.417	4	3	6	1	.350
1975	Jack Swarthout	3	3	0	.500	T4	6	4	0	.600
1976	Gene Carlson	3	3	0	.500	4	4	6	0	.400
1977	Gene Carlson	1	5	0	.167	7	4	6	0	.400
1978	Gene Carlson	4	2	0	.667	T2	5	6	0	.455
1979	Gene Carlson	2	5	0	.285	T5	3	7	0	.300
1980	Larry Donovan	1	6	0	.142	8	3	7	0	.300
1981	Larry Donovan	5	2	0	.714	3	7	3	0	.700
1982	Larry Donovan	5	2	0	.714	1	6	6	0	.500
1983	Larry Donovan	3	4	0	.428	T5	4	6	0	.400
1984	Larry Donovan	0	7	0	.000	8	2	8	1	.227
1985	Larry Donovan	2	5	0	.285	6	3	8	0	.272
1986	Don Read	4	4	0	.500	5	6	4	0	.600
1987	Don Read	5	3	0	.625	3	6	5	0	.545
1988	Don Read	6	2	0	.750	2	8	4	0	.666
1989	Don Read	7	1	0	.875	2	11	3	0	.786
1990	Don Read	4	4	0	.500	4	7	4	0	.636
1991	Don Read	6	2	0	.750	2	7	4	0	.636
1992	Don Read	4	3	0	.571	4	6	5	0	.545
1993	Don Read	7	0	0	1.00	1	10	2	0	.833
1994	Don Read	5	2	0	.714	2	11	3	0	.786
1995	Don Read	6	1	0	.857	1	13	2	0	.867
1996	Mick Denney	8	0	0	1.000	1	14	1	0	.933
1997	Mick Denney	6	2	0	.750	2	8	4	0	.667
1998	Mick Denney	6	2	0	.750	1	8	4	0	.667
1999	Mick Denney	7	1	0	.875	1	9	3	0	.750
2000	Joe Glenn	8	0	0	1.000	1	13	2	0	.867
2001	Joe Glenn	7	0	0	1.000	1	15	1	0	.938
2002	Joe Glenn	5	2	0	.714	T1	11	3	0	.786
2003	Bobby Hauck	5	2	0	.714	T1	9	4	0	.692
2004	Bobby Hauck	6	1	0	.857	T1	12	3	0	.800
2005	Bobby Hauck	5	2	0	.714	T1	8	4	0	.667
2006	Bobby Hauck	8	0	0	1.000	1	12	2	0	.857
2007	Bobby Hauck	8	0	0	1.000	1	11	1	0	.917
2008	Bobby Hauck	7	1	0	.875					

# MONTANA STATE BOBCATS

## BOBCAT QUICK FACTS

**LOCATION:** BOZEMAN, MONT.

**ENROLLMENT:** 13,350

**NICKNAME:** BOBCATS

**COLORS:** BLUE AND GOLD

**STADIUM/CAPACITY:** BOBCAT STADIUM (17,200)

**PLAYING SURFACE:** FIELD TURF

**PRESIDENT:** DR. WADED CRUZADO

**ATHLETICS DIRECTOR:** PETER FIELDS

**ASST. AD/MEDIA RELATIONS:** BILL LAMBERTY

**PHONE:** (406) 994-5133 (OFFICE)

(406) 580-6781 (CELL)

(406) 994-3099, 3100 (PRESS BOX)

(406) 994-2278 (FAX)

**E-MAIL:** BLAMBERTY@MSUBOBCATS.COM

**ATHLETIC WEB SITE:** WWW.MSUBOBCATS.COM

## BOBCAT FOOTBALL FACTS

**HEAD COACH:** ROB ASH

**RECORD AT MSU (YEARS):** 29-17 (4)

**OVERALL RECORD (YEARS):** 205-116-5 (30)

**FOOTBALL OFFICE PHONE:** (406) 994-5694

**BEST TIME TO CONTACT COACH:** WEDNESDAY MORNING

**2010 RECORD:** 9-3, 7-1 Big Sky.

**BIG SKY TITLES:** 13/1964, '66-68, '72, '76, '79, '82, '84, '02, '03, '05, '10

**FCS POSTSEASON RECORD:** 4-4.

**NCAA FCS CHAMPIONSHIPS:** 1984

## BOBCAT FOOTBALL STAFF

**HEAD COACH:** ROB ASH

**OFFENSIVE COORD./QBS:** BRIAN WRIGHT

**OFFENSIVE LINE:** JASON McENDOO

**RUNNING BACKS:** KERRY DIXON

**RECEIVERS:** BRIAN VON BERGEN

**TIGHT ENDS:** ERIK LINK

**DEF. COORDINATOR:** JAMIE MARSHALL

**DEFENSIVE LINE:** BO BECK

**CO-DEF. COORD./SECONDARY:** NOAH JOSEPH

**SECONDARY ASSISTANT:** BRANDON NORTH

**LINEBACKERS:** KANE IOANE

## BOBCAT PERSONNEL

**OFFENSIVE FORMATION:** ONE-BACK SPREAD

**DEFENSIVE FORMATION:** 4-3

**STARTERS RETURNING:** (O/D/SP): 7/6/2

**LETTERMEN RETURNING:** 37

**LETTERMEN LOST:** 17

**RETURNING ALL-CONF. PERFORMERS:** 10



## MSU TEAM NOTES

◆ Montana State finished 7-1 in Big Sky Conference play in 2010, tying Eastern Washington for the regular-season championship. The Bobcats beat EWU 30-7 at home, thus earning the Big Sky's automatic bid to the playoffs.

◆ Montana State finished the regular season ranked sixth in The Sports Network top 25, and seventh in the Coaches' poll. In the final poll, MSU was ranked 11th by the Sports Network and Coaches.

◆ The Bobcats returned to the playoffs in 2010 for the first time since 2006. Montana State played host to North Dakota State in the second round, falling to 42-17 to the Bison.

◆ In 2010, Montana State led the Big Sky in scoring, total and passing offense. Montana State averaged 451.8 yards of total offense, leading the league for the first time since 1984.



◆ The Bobcats threw for 276.2 yards per game, also leading the Big Sky for the first time since 1984. MSU averaged 33 points per game, finishing first in the Big Sky for the first

time since 1998.

◆ Montana State will play at an expanded Bobcat Stadium in 2011. More than 5,200 seats were added in a South end zone expansion, bringing capacity to 17,200.

## MSU ADMINISTRATION



DR. WADED  
CRUZADO  
PRESIDENT



GEORGE HAYNES  
FACULTY ATHLETIC  
REPRESENTATIVE



PETER FIELDS  
ATHLETICS  
DIRECTOR



CAMIE BECHTOLD  
ASSOCIATE ATHLETICS  
DIRECTOR/SWA



BILL LAMBERTY  
ASSISTANT AD/  
MEDIA RELATIONS

# MONTANA STATE BOBCATS

## MSU 2011 SCHEDULE

DATE	OPPONENT	SITE	TIME	SERIES	LAST MEETING
9/1	AT UTAH	SALT LAKE CITY, UTAH	6:05	UTAH 9-0	UTAH 30-12, 1982
9/10	UC DAVIS	BOZEMAN, MONT.	1:05	UCD 1-0	UCD 45-0, 2006
9/17	MINOT STATE	BOZEMAN, MONT.	1:35	FIRST MEETING	
9/24	*AT EASTERN WASHINGTON	CHENEY, WASH.	4:05	EWU 25-9	MSU 30-7, 2010
10/1	*SACRAMENTO STATE	BOZEMAN, MONT.	1:35	MSU 13-6	MSU 64-61, OT, 2010
10/8	*AT PORTLAND STATE	PORTLAND, ORE.	1:05	MSU 16-9	MSU 44-41, 2010
10/15	*NORTHERN ARIZONA	BOZEMAN, MONT.	1:05	NAU 24-21	NAU 34-7, 2010
10/22	*AT NORTHERN COLORADO	GREELEY, COLO.	1:35	MSU 16-10-1	MSU 37-35, 2010
10/29	*IDAHO STATE	BOZEMAN, MONT.	12:05	MSU 44-30-3	MSU 23-20, OT, 2010
11/5	*AT WEBER STATE	OGDEN, UTAH	1:35	MSU 27-20-1	MSU 24-10, 2010
11/19	*MONTANA	BOZEMAN, MONT.	12:05	UM 69-36-5	MSU 21-16, 2010

\*BIG SKY CONFERENCE

GAMES TIMES LOCAL TO SITE/SUBJECT TO CHANGE

## 2010 RESULTS

DATE	OPPONENT	RESULT
9/4	FORT LEWIS	W 59-10
9/11	AT WASHINGTON STATE	L 23-22
9/18	DRAKE	W 48-21
9/25	*EASTERN WASHINGTON	W 30-7
10/2	*AT SAC STATE	W 64-61, OT
10/9	*PORTLAND STATE	W 44-31
10/16	*AT NORTHERN ARIZONA	L 34-7
10/23	*NORTHERN COLORADO	W 37-35
10/30	*AT IDAHO STATE	W 23-20, OT
11/6	*WEBER STATE	W 24-10
11/20	*AT MONTANA	W 21-16
12/4	#NORTH DAKOTA STATE	L 42-17

\*BIG SKY CONFERENCE GAME. #NCAA PLAYOFF GAME



*Kicker  
Jason Cunningham*



*Quarterback  
DeNarius McGhee*

## MSU STAR WATCH

**DeNARIUS MCGHEE**  
QUARTERBACK  
5-11, 203, So.



◆ BIG SKY CO-OFFENSIVE MVP AND NEWCOMER OF THE YEAR IN 2010. FINISHED SEVENTH IN VOTING FOR THE WALTER PAYTON AWARD.

◆ FINISHED HIS FRESHMAN CAMPAIGN FOURTH IN THE NATION IN PASSING EFFICIENCY AT 153.8 AND 10TH IN TOTAL OFFENSE AT 278.7 YARDS PER GAME.

**JASON CUNNINGHAM**  
KICKER  
6-1, 175, Sr.



◆ FIRST-TEAM ALL-CONFERENCE IN 2010.

◆ SELECTED A FIRST-TEAM ALL-AMERICAN BY THE ASSOCIATED PRESS AND AMERICAN FOOTBALL COACHES ASSOCIATION.

◆ MADE 20 OF 24 FIELD GOALS IN 2010, AND HAS MADE 47 OF 61 FIELD-GOAL ATTEMPTS IN HIS CAREER.

**ZACH MINTER**  
DEFENSIVE TACKLE  
6-1, 265, Jr.



◆ HONORABLE MENTION ALL-CONFERENCE AS A SOPHOMORE.

◆ TALLIED 6.5 SACKS AND 11.5 TACKLES FOR LOSS TO GO ALONG WITH NINE PASS BREAKUPS AND SIX QUARTERBACK HURRIES IN 2010.

◆ SCORED TWO DEFENSIVE TOUCHDOWNS LAST SEASON.

# MONTANA STATE BOBCATS



Head Coach  
Rob Ash

## ROB ASH FILE

**ALMA MATER:** CORNELL (IOWA), '73  
**YEARS AT MSU:** ENTERING FIFTH  
**RECORD AT MSU:** 29-17  
**CAREER RECORD/YEARS:** 205-116-5 (31)



◆ ASH WAS NAMED BIG SKY CONFERENCE COACH OF THE YEAR IN 2010, LEADING THE BOBCATS TO A 7-1 LEAGUE RECORD AND A SHARE OF THE CONFERENCE CHAMPIONSHIP.

◆ ASH IS THE CURRENT PRESIDENT OF THE AMERICAN FOOTBALL COACHES ASSOCIATION.

◆ ASH EARNED HIS 200TH CAREER COACHING VICTORY ON OCT. 2, 2010 WITH A 64-61 OVERTIME WIN OVER SACRAMENTO STATE. ASH ENTERS THE 2011 SEASON WITH 205 CAREER VICTORIES.

◆ ASH WAS NAMED PIONEER FOOTBALL LEAGUE COACH OF THE YEAR IN 1995, 1998 AND 2004.

### Ash's RECORD vs. BIG SKY SCHOOLS

SCHOOL	WON	LOST
EASTERN WASHINGTON	1	3
IDAHO STATE	4	0
MONTANA	1	3
NORTHERN ARIZONA	1	3
NORTHERN COLORADO	3	1
PORTLAND STATE	4	0
SACRAMENTO STATE	4	0
WEBER STATE	3	1

### ASH'S YEAR-BY-YEAR AT MSU

YEAR	SCHOOL	OVERALL	CONF.	FINISH
2007	MONTANA STATE	6-5	4-4	T4
2008	MONTANA STATE	7-5	5-3	T3
2009	MONTANA STATE	7-4	5-3	4TH
2010	MONTANA STATE	9-3	7-1	T1
<b>TOTALS</b>		<b>29-17</b>	<b>21-11</b>	

## 2010 TEAM STATISTICS

TEAM STATISTICS	MSU	OPP
SCORING	396	310
Points Per Game	33.0	25.8
FIRST DOWNS	272	236
Rushing	111	95
Passing	146	128
Penalty	15	13
RUSHING YARDAGE	2108	1858
Yards gained rushing	2485	2206
Yards lost rushing	377	348
Rushing Attempts	471	435
Average Per Rush	4.5	4.3
Average Per Game	175.7	154.8
TDs Rushing	21	21
PASSING YARDAGE	3314	2760
Comp-Att-Int	240-383-7	232-410-8
Average Per Pass	8.7	6.7
Average Per Catch	13.8	11.9
Average Per Game	276.2	230.0
TDs Passing	26	19
TOTAL OFFENSE	5422	4618
Total Plays	854	845
Average Per Play	6.3	5.5
Average Per Game	451.8	384.8
KICK RETURNS: #-Yards	44-918	49-1147
PUNT RETURNS: #-Yards	24-157	10-28
INT RETURNS: #-Yards	8-80	7-134
KICK RETURN AVERAGE	20.9	23.4
PUNT RETURN AVERAGE	6.5	2.8
INT RETURN AVERAGE	10.0	19.1
FUMBLES-LOST	21-17	22-16
PENALTIES-Yards	62-545	76-635
Average Per Game	45.4	52.9
PUNTS-Yards	47-1788	60-2497
Average Per Punt	38.0	41.6
Net punt average	36.6	38.0
TIME OF POSSESSION/Game	31:16	28:44
3RD-DOWN Conversions	76/167	74/175
3rd-Down Pct	46%	42%
4TH-DOWN Conversions	7/15	8/20
4th-Down Pct	47%	40%
SACKS BY-Yards	24-182	18-132
TOUCHDOWNS SCORED	49	41
FIELD GOALS-ATTEMPTS	20-24	7-15
ON-SIDE KICKS	0-1	1-3
RED-ZONE SCORES	48-54 89%	34-49 69%
RED-ZONE TOUCHDOWNS	32-54 59%	28-49 57%
PAT-ATTEMPTS	42-48 88%	35-36 97%
ATTENDANCE	100089	76581
Games/Avg Per Game	71/4298	5/15316

SCORE BY QUARTERS	1st	2nd	3rd	4th	OT	Total
Montana State	79	120	93	95	9	396
Opponents	63	62	86	96	3	310

## 2010 INDIVIDUAL STATISTICAL LEADERS

RUSHING	GP	Att	Gain	Loss	Net	Avg	TD	Long	Avg/G
Orenzo Davis	12	206	1204	78	1126	5.5	10	40	93.8
C.J. Palmer	11	81	478	1	477	5.9	5	68	43.4
Denarius McGhee	12	80	352	171	181	2.3	2	28	15.1
Cody Kirk	12	37	149	7	142	3.8	2	21	11.8

PASSING	G	Effic	Cmp-Att-Int	Pct	Yds	TD	Lng	Avg/G
Denarius McGhee	12	153.75	227-362-6	62.7	3163	23	77	263.6
Cody Kempt	7	159.92	13-21-1	61.9	151	3	30	21.6

RECEIVING	G	No.	Yds	Avg	TD	Long	Avg/G
Everett Gilbert	12	48	574	12.0	2	50	47.8
Elvis Akpla	12	43	682	15.9	4	52	56.8
Julius Lloyd	12	36	711	19.8	7	62	59.2
Tanner Bleskin	12	33	502	15.2	3	51	41.8
Kyle Begger	11	26	253	9.7	4	23	23.0

PUNT RETURNS	No.	Yds	Avg	TD	Long
Elvis Akpla	14	75	5.4	0	27
Tanner Bleskin	4	20	5.0	0	11

INTERCEPTIONS	No.	Yds	Avg	TD	Long
Arnold Briggs	2	1	0.5	0	1
Zach Minter	2	59	29.5	1	53

KICK RETURNS	No.	Yds	Avg	TD	Long
Everett Gilbert	26	637	24.5	0	56
Orenzo Davis	15	256	17.1	0	40

SCORING	TD	PATs		Rush	Rcv	Pass	DXP	Saf	Points
		FGs	Kick						
J. Cunningham	0	20-24	42-48	0-0	0	0-0	0	0	102
Orenzo Davis	11	0-0	0-0	0-0	0	0-0	0	0	66
C.J. Palmer	8	0-0	0-0	0-0	0	0-0	0	0	48
Julius Lloyd	7	0-0	0-0	0-0	0	0-0	0	0	42
Kyle Begger	4	0-0	0-0	0-0	0	0-0	0	0	24
Elvis Akpla	4	0-0	0-0	0-0	0	0-0	0	0	24

TOTAL OFFENSE	G	Plays	Rush	Pass	Total	Avg/G
Denarius McGhee	12	442	181	3163	3344	278.7
Orenzo Davis	12	206	1126	0	1126	93.8
C.J. Palmer	11	81	477	0	477	43.4
Cody Kempt	7	27	14	151	165	23.6
Cody Kirk	12	37	142	0	142	11.8

ALL PURPOSE	G	Rush	Rec	PR	KOR	IR	Tot	Avg/G
Orenzo Davis	12	1126	173	16	256	0	1571	130.9
Everett Gilbert	12	132	574	0	637	0	1343	111.9
Elvis Akpla	12	3	682	75	0	0	760	63.3
Julius Lloyd	12	0	711	0	0	0	711	59.2
C.J. Palmer	11	477	95	0	0	0	572	52.0
Tanner Bleskin	12	0	502	20	0	0	522	43.5
Kyle Begger	11	0	253	0	0	0	253	23.0
Denarius McGhee	12	181	0	0	0	0	181	15.1

# MONTANA STATE BOBCATS

No.	NAME	Pos.	Ht.	Wt.	Cl.	Exp.	HOMETOWN (JC/HS)
1	ELVIS AKPLA	WR	6-1	188	Sr	2V	PORTLAND, OR (OREGON/LINCOLN)
2	JAKE BLESKIN	QB	6-1	165	Fr	HS	GREAT FALLS, MT (CM RUSSELL)
2	NA'A MOEAKIOLA	LB	5-11	217	So	1V	EULESS, TX (TRINITY)
3	KAZZ SIEWING	CB	5-11	180	Jr	So	SACO, MT (SACO)
4	JOHN ELLIS	WR	5-10	180	So	So	MANSFIELD, TX (SUMMITT)
5	GRAYSON GALLOWAY	QB	6-4	205	Jr	RS	MILL VALLEY, CA (SANTA ROSA/REDWOOD)
5	JOEL FULLER	DB	6-0	195	Jr	2V	LIBBY, MT (LIBBY)
6	ROBERT WALSH	WR	6-1	190	Fr	HS	TWIN BRIDGES, MT (TWIN BRIDGES)
6	HEATH HOWARD	DB	5-10	190	Jr	1V	PLENTYWOOD, MT (PLENTYWOOD)
7	TRAY ROBINSON	RB	6-1	226	Jr	Tr	EULESS, TX (NEBRASKA/TRINITY)
8	ZACH COLEMAN	DB	5-11	173	Jr	1V	CEDAR HILL, TX (BISHOP DUNNE)
9	DE'NARIUS MCGHEE	QB	6-0	197	So	1V	EULESS, TX (TRINITY)
9	ROGER TRAMMELL	LB	5-11	220	Sr	1V	LEWISVILLE, TX (TYLER JC/LEWISVILLE)
10	KRUZ SIEWING	WR	5-11	190	Jr	2V	SACO, MT (SACO)
11	JOHN LAIDET	DL	6-5	253	Sr	3V	BONANZA, OR (BONANZA/OREGON)
11	CHASE YOUNG	WR	5-11	190	So	So	AUGUSTA, MT (AUGUSTA)
12	DAVID DASH	WR	5-7	171	So	So	FONTANA, CA (A.B. MILLER)
13	DARIUS JONES	DB	5-10	177	Jr	2V	ROCKWALL, TX (ROCKWALL-HEATH)
14	EVERETT GILBERT	WR	5-9	193	Jr	2V	ROCKWALL, TX (ROCKWALL-HEATH)
15	JASON CUNNINGHAM	K	6-1	180	Sr	3V	AMARILLO, TX (TASCOSA)
15	CODY CLEVELAND	DB	6-0	190	Fr	RS	NEW LENOX, IL (PROVIDENCE)
17	SEAN GORDS	DB	5-10	190	So	1V	TORRANCE, CA (NORTH TORRANCE)
18	RYO PEREZ	P	6-3	175	So	1V	MORENO VALLEY, CA (CANYON SPRINGS)
19	RICK HALUSZKA	TE	6-4	222	Jr	2V	HARLEM, MT (HARLEM)
20	C.J. PALMER	RB	6-0	228	Sr	3V	SPRING, TX (KLEIN)
22	KERRY SLOAN	RB	5-11	210	So	1V	HARKER HEIGHTS, TX (HARKER HTS)
23	JODY OWENS	LB	6-0	215	Jr	2V	MESQUITE, TX (HORN)
24	JAMES ANDREWS	DB	6-1	187	Sr	3V	ROCKWALL, TX (ROCKWALL)
25	CODY KIRK	RB	5-10	210	So	1V	FRENCHTOWN, MT (FRENCHTOWN)
26	JAMES NELSON	DB	5-10	192	Fr	HS	LOS ANGELES, CA (LONG BEACH POLY)
27	JUSTIN PIERSON	DB	5-11	198	Fr	HS	BOZEMAN, MT (BOZEMAN)
28	STEVEN BETHLEY	DB	5-11	213	So	1V	CHINO, CA (DON ANTONIO LUGO)
29	COLE MOORE	LB	6-2	227	Fr	RS	PALO ALTO, CA (LAKE FOREST PREP)
30	TREVOR BOLTON	K/P	5-10	175	Fr	HS	GREAT FALLS, MT (GREAT FALLS)
30	MATT DAVIS	LB	6-3	195	Fr	HS	UNIVERSITY STUDIES BILLINGS, MT (SKYVIEW)
31	ROBERT MARSHALL	DB	6-0	195	Fr	RS	CARROLLTON, TX (CREEKVIEW)
32	HEATH HUNTER	LB	6-1	214	Fr	HS	BOZEMAN, MT (BOZEMAN)
33	SHAWN JOHNSON	RB	5-9	185	Fr	HS	BAKERSFIELD, CA (CENTENNIAL)
34	PRESTON GALE	DE	6-3	245	So	1V	FORNEY, TX (FORNEY)
35	JAMARCUS DARDEN	DB	5-9	178	Fr	HS	HOUSTON, TX (NIMITZ)
37	ALEX SINGLETON	LB	6-2	201	Fr	HS	THOUSAND OAKS, CA (THOUSAND OAKS)
38	TRACE TIMMER	DB	5-11	170	Fr	HS	GREAT FALLS, MT (GREAT FALLS)
39	JOSH DIRKS	DB	6-1	205	Fr	RS	HELENA, MT (CAPITAL)
40	DONALD TUDAH	LS/TE	5-11	245	So	So	BIGFORK, MT (BIGFORK)
41	BRAD DALY	DE	6-1	198	So	1V/RS	HELENA, MT (CAPITAL)
42	CLAY BIGNELL	LB	6-2	242	Sr	3V	HELENA, MT (CAPITAL)
43	DEONTE FLOWERS	DB	5-11	161	Fr	HS	SAN DIEGO, CA (SAMUEL MORSE)
44	ALEKSEI GROSULAK	LB	5-10	220	So	1V	BILLINGS, MT (CENTRAL)
46	HAYDEN VICK	DE	6-3	220	Fr	RS	POWER, MT (POWER)
47	TAYLOR DEES	DE	6-2	250	Fr	RS	WORDEN, MT (HUNTLEY PROJECT)
48	CONNOR VERLANIC	DE	6-4	217	Fr	RS	DRUMMOND, MT (DRUMMOND)
49	CALEB SCHREIBERS	DE	6-3	246	Jr	2V	TECH. BILLINGS, MT (WEST)
50	LEO DAVIS	OL	6-4	298	Sr	3V	BILLINGS, MT (SKYVIEW)
50	CRAIG ASHWORTH	DL	6-1	260	So	So	FLORENCE, MT (FLORENCE)
51	MICHAEL FOSTER	LB	6-1	229	Fr	RS	SEABROOK, TX (CLEAR LAKE)
54	CHRIS MUSIC	LB	6-1	215	So	So	PURCELLVILLE, VA (LOUDON VALLEY)
56	SHAUN SAMPSON	OL	6-0	270	Jr	1V	HELENA, MT (CAPITAL)
57	CASEY DENNEHY	OL	6-1	276	Sr	1V	BUTTE, MT (BUTTE)
58	RHETT YOUNG	LB	6-0	210	Fr	RS	AUGUSTA, MT (AUGUSTA)
59	TREY SPIRLIN	LB	6-2	215	Fr	HS	HELENA, MT (CAPITAL)
60	ODIN COE	DL	6-3	250	Fr	HS	CAMAS, WA (CAMAS)
61	ALEX TERRIEN	C	6-4	285	Sr	3V	AUBURN, WA (RIVERSIDE)
62	BEN TANJANUJ	OG	6-4	300	Jr	1V	SANTA ANA, CA (MATER DEI)
63	KYLE GODECKE	OL	6-5	292	Fr	HS	DILLON, MT (BEAVERHEAD)
64	ANDY AUSTIN	OG	6-3	286	So	So	BILLINGS, MT (WEST)
67	JOEL HORN	OL	6-4	255	Fr	HS	KALISPELL, MT (GLACIER)
68	CONRAD BURBANK	OL	6-4	288	Sr	3V	RENO, NV (BISHOP MANOGUE)
69	STEVEN LASKI	DT	5-11	282	Fr	RS	NEW LENOX, IL (PROVIDENCE)
70	JOHN WEIDENAR	OL	6-7	235	Fr	HS	MANHATTAN, MT (MANHATTAN CHRISTIAN)
71	ALEX EEKHOFF	OL	6-6	255	Fr	HS	TECH. RENO, NV (BISHOP MANOGUE)
72	STEPHEN MEMORY	OT	6-4	296	Jr	JC	TRACY, CA (DELTA JC/TRACY)
73	KODY GRELLE	OL	6-4	277	Fr	HS	AUSTIN, TX (CEDAR PARK)
74	MATTHEW DEVEREUX	OL	6-3	285	Fr	HS	EUGENE, OR (MARIST)
75	ANDREW VERLANIC	OG	6-4	283	Jr	So	DRUMMOND, MT (DRUMMOND)
79	QUINN CATALANO	OT	6-4	272	Fr	RS	SAN DIEGO, CA (SCRIPPS RANCH)
80	TIAI SALANOA	TE	6-3	225	Fr	HS	OXNARD, CA (OXNARD)
81	MICHAEL PERRYMAN	WR	6-2	183	Fr	HS	SAN JUAN CAPISTRANO, CA (SAN JUAN HILLS)
82	JAKE OLSON	WR	6-1	203	Fr	HS	GREAT FALLS, MT (GREAT FALLS)
83	NATE BIGNELL	DE	6-2	225	Fr	HS	DRUMMOND, MT (DRUMMOND)
84	BRIAN FLOTKOETTER	WR	6-2	206	Fr	RS	LAUREL, MT (LAUREL)
85	MATT THIBAUT	WR	6-0	180	Fr	RS	BELGRADE, MT (BELGRADE)
86	TANNER BLESKIN	WR	6-3	218	So	1V	GREAT FALLS, MT (CM RUSSELL)
87	GREGORY OSWOOD	WR	6-2	170	Fr	RS	GREAT FALLS, MT (CM RUSSELL)
88	SHANE ROBISON	TE	6-5	255	Sr	3V	BILLINGS, MT (WEST)
89	STEVEN FOSTER	TE	6-5	260	Jr	1V	HELENA, MT (HELENA)
90	TAYLOR SHERIDAN	DL	6-3	255	Fr	HS	LITTLETON, CO (ROCK CANYON)
91	CHRIS HOUDEN	TE	6-5	230	Fr	RS	MADISON, WI (MEMORIAL)
93	LEE PERKINS	TE	6-2	235	Fr	RS	GREAT FALLS, MT (GREAT FALLS)
94	GRIFFIN WOODALL	DL	6-3	240	Fr	HS	MISSOULA, MT (LOYOLA)
95	KEVIN STEINER	TE	6-4	235	Jr	1V	SHELBY, MT (SHELBY)
96	ZACH MINTER	DT	6-1	285	Jr	2V	GLENDALE, AZ (CACTUS)
97	ZACH LOGAN	DT	6-4	285	Fr	RS	DEER PARK, TX (SOUTH)
98	CHRISTIAN KELI	DT	6-0	285	Jr	1V	EWA BEACH, HI (CAMPBELL)
99	BRIAN BIGNELL	DT	6-2	250	Jr	So	HELENA, MT (CAPITAL)

## 2011 SIGNEES

NAME	Pos.	Ht.	Wt.	HOMETOWN (HIGH SCHOOL)
NATE BIGNELL	DL	6-2	225	DRUMMOND, MONT. (DRUMMOND HS)
JAKE BLESKIN	QB	6-1	165	GREAT FALLS, MONT. (CM RUSSELL HS)
TREVOR BOLTON	K	5-10	175	GREAT FALLS, MONT. (GREAT FALLS HS)
ODIN COE	DL	6-3	250	CAMAS, WASH. (CAMAS HS)
JARMARCUS DARDEN	DB	5-9	178	HOUSTON, TEXAS (NIMITZ HS)
MATTHEW DEVEREUX	OL	6-3	285	EUGENE, ORE. (MARIST HS)
ALEX EEKHOFF	OL	6-6	255	RENO, NEV. (BISHOP MANOGUE)
DEONTE FLOWERS	DB	5-11	161	SAN DIEGO, CALIF. (SAMUEL MORSE HS)
MONTÉ FOLSON	DL	6-3	255	DILLON, MONT. (BEAVERHEAD HS)
KYLE GODECKE	OL	6-5	292	DILLON, MONT. (BEAVERHEAD HS)
KODY GRELLE	OL	6-4	277	AUSTIN, TEXAS (CEDAR PARK HS)
JOEL HORN	OL	6-4	255	KALISPELL, MONT. (GLACIER HS)
HEATH HUNTER	ATH	6-1	214	BOZEMAN, MONT. (BOZEMAN HS)
SHAWN JOHNSON	RB	5-9	185	BAKERSFIELD, CALIF. (CENTENNIAL HS)
JAMES NELSON	DB	5-10	192	LOS ANGELES, CALIF. (LONG BEACH POLY HS)
JAKE OLSON	WR	6-1	203	GREAT FALLS, MONT. (GREAT FALLS HS)
MICHAEL PERRYMAN	WR	6-2	183	SAN JUAN CAPISTRANO, CALIF. (SAN JUAN HILLS)
JUSTIN PIERSON	ATH	5-11	198	BOZEMAN, MONT. (BOZEMAN)
TAYLOR SHERIDAN	DL	6-3	255	LITTLETON, COLO. (ROCK CANYON HS)
ALEX SINGLETON	LB	6-2	201	THOUSAND OAKS, CALIF. (THOUSAND OAKS HS)
TRACE TIMMER	DB	5-11	170	GREAT FALLS, MONT. (GREAT FALLS HS)
JOHN WEIDENAR	OL	6-7	235	MANHATTAN, MONT. (MANHATTAN CHRISTIAN HS)

NAME	Pos.	Ht.	Wt.	YEAR	EXP.	HOMETOWN (HIGH SCHOOL/PREVIOUS SCHOOL)
STEPHEN MEMORY	OL	6-5	292	Jr.	JC	TRACY, CALIF. (TRACY HS/DELTA)
TRAY ROBINSON	RB	6-2	228	Jr.	Tr.	EULESS, TEXAS (TRINITY HS/NEBRASKA)

## BOBCAT RECORD BY SEASON (Since Inception of the Big Sky)

Year	Coach	Big Sky				RANK W	Overall			
		W	L	T	PCT		L	T	PCT	
1963	Jim Sweeney	2	1	0	.667	2	6	3	0	.667
1964	Jim Sweeney	3	0	0	1.00	1	7	4	0	.636
1965	Jim Sweeney	1	3	0	.250	T4	3	7	0	.300
1966	Jim Sweeney	4	0	0	1.00	1	8	3	0	.727
1967	Jim Sweeney	4	0	0	1.00	1	7	3	0	.700
1968	Tom Parac	3	1	0	.750	T1	6	4	0	.600
1969	Tom Parac	0	4	0	.000	5	1	8	0	.111
1970	Tom Parac	1	5	0	.167	6	2	8	0	.200
1971	Sonny Holland	0	5	1	.083	7	2	7	1	.250
1972	Sonny Holland	5	1	0	.833	1	8	3	0	.727
1973	Sonny Holland	5	1	0	.833	2	7	4	0	.636
1974	Sonny Holland	4	2	0	.667	2	7	3	0	.700
1975	Sonny Holland	4	2	0	.667	T2	5	5	0	.500
1976	Sonny Holland	6	0	0	1.00	1	12	1	0	.923
1977	Sonny Holland	3	3	0	.500	3	6	4	0	.600
1978	Sonny Lubick	4	2	0	.667	T2	8	2	0	.800
1979	Sonny Lubick	6	1	0	.857	1	6	4	0	.600
1980	Sonny Lubick	3	4	0	.428	T6	4	6	0	.400
1981	Sonny Lubick	1	6	0	.142	7	3	7	0	.300
1982	Doug Graber	5	2	0	.714	T1	6	5	0	.545
1983	Dave Arnold	1	6	0	.142	8	1	10	0	.091
1984	Dave Arnold	6	1	0	.857	1	12	2	0	.857
1985	Dave Arnold	1	6	0	.142	8	2	9	0	.181
1986	Dave Arnold	2	5	0	.285	7	3	8	0	.272
1987	Earle Solomonson	0	8	0	.000	9	1	10	0	.090
1988	Earle Solomonson	4	4	0	.500	6	4	7	0	.363
1989	Earle Solomonson	2	6	0	.250	8	4	7	0	.363
1990	Earle Solomonson	3	5	0	.375	5	4	7	0	.363
1991	Earle Solomonson	1	7	0	.125	9	2	9	0	.181
1992	Cliff Hysell	2	5	0	.285	7	4	7	0	.363
1993	Cliff Hysell	4	3	0	.571	4	7	4	0	.636
1994	Cliff Hysell	0	7	0	.000	8	3	8	0	.273
1995	Cliff Hysell	2	5	0	.286	7	5	6	0	.455
1996	Cliff Hysell	4	4	0	.500	T5	6	5	0	.545
1997	Cliff Hysell	5	3	0	.625	3	6	5	0	.545
1998	Cliff Hysell	5	3	0	.625	T2	7	4	0	.636
1999 <sup>A</sup>	Cliff Hysell	2	6	0	.250	T7	4	7	0	.364
2000	Mike Kramer	0	8	0	.000	9	0	11	0	.000
2001	Mike Kramer	4	3	0	.571	4	5	6	0	.455
2002	Mike Kramer	5	2	0	.714	T1	7	6	0	.538
2003	Mike Kramer	5	2	0	.714	T1	7	6	0	.538
2004	Mike Kramer	4	3	0	.571	T3	6	5	0	.545
2005	Mike Kramer	5	2	0	.714	T1	7	4	0	.636
2006	Mike Kramer	6	2	0	.750	T2	8	5	0	.615
2007	Rob Ash	4	4	0	.500	T4	6	5	0	.545
2008	Rob Ash	5	3	0	.625	T3	7	5	0	.583
2009	Rob Ash	5	3	0						

# NORTHERN ARIZONA LUMBERJACKS

## LUMBERJACK QUICK FACTS

**LOCATION:** FLAGSTAFF, ARIZ.  
**ENROLLMENT:** 25,205  
**NICKNAME:** LUMBERJACKS  
**COLORS:** BLUE, GOLD AND SAGE  
**STADIUM/CAPACITY:** WALKUP SKYDOME (15,000)  
**PLAYING SURFACE:** REAL GRASS FIELD TURF  
**PRESIDENT:** DR. JOHN HAEGER  
**ATHLETICS DIRECTOR:** JIM FALLIS  
**ASST. AD/MEDIA RELATIONS:** STEVE SHAFF  
 PHONE: (928) 523-6792 (OFFICE)  
 (928) 606-6628 (CELL)  
 (928) 523-7729 (PRESS BOX)  
 (928) 523-6793 (FAX)  
**E-MAIL:** STEVEN.SHAAFF@NAU.EDU  
**ATHLETIC WEB SITE:** WWW.NAUATHLETICS.COM

## LUMBERJACK FOOTBALL FACTS

**HEAD COACH:** JEROME SOUERS  
**RECORD AT NAU (YEARS):** 72-75 (13)  
**OVERALL RECORD (YEARS):** SAME  
**FOOTBALL OFFICE PHONE:** (928) 523-6787  
**BEST TIME TO CONTACT COACH:** CONTACT SID  
**2010 RECORD:** 6-5, 4-4 BIG SKY  
**BIG SKY TITLES:** TWO/1978, 2003  
**FCS POSTSEASON RECORD:** 1-4  
**NCAA FCS CHAMPIONSHIPS:** NONE

## LUMBERJACK FOOTBALL STAFF

**HEAD COACH:** JEROME SOUERS  
**OFFENSIVE COORD./QBS:** BRIAN LINDGREN  
**DEFENSIVE COORD./LBS:** ANDY THOMPSON  
**RUNNING GAME COOD./OL:** ERIC REID  
**TIGHT ENDS:** CRAIG KNOTH  
**SECONDARY:** CHARLES HUFF  
**SAFETIES/SPECIAL TEAMS:** DAVID REEVES  
**WIDE RECEIVERS:** FRANCIS ST. PAUL  
**RUNNING BACKS:** JIMMY BEAL  
**DEFENSIVE LINE:** TRAVIS BAKER

## LUMBERJACK PERSONNEL

**OFFENSIVE FORMATION:** MULTIPLE  
**DEFENSIVE FORMATION:** 4-3  
**STARTERS RETURNING (O/D/S):** 5/4/2  
**LETTERMEN RETURNING:** 41  
**LETTERMEN LOST:** 21  
**RETURNING ALL-CONF. PERFORMERS:** 9



## NAU TEAM NOTES

◆ Northern Arizona's Jerome Souers enters his 14th season as the head coach of the Lumberjacks. No coach in Big Sky history has led the same school for as long.

◆ The Lumberjacks have finished with a 6-5 record in four the previous five seasons. In 2009, NAU was 5-6. NAU has also finished 4-4 in conference each of the past three seasons.

◆ Northern Arizona led the Big Sky in rush defense in 2010, allowing 93.5

rushing yards per game. NAU tied with Sacramento State for the fewest rushing touchdowns allowed with 10.

◆ Northern Arizona also led the Big Sky in scoring defense in 2010, allowing 19.8 points per game.

◆ Northern Arizona will play in a refurbished Skydome in 2011. The stadium has all new seats, as well as a new press box and suites.



## NAU ADMINISTRATION



DR. JOHN HAEGER  
PRESIDENT



DR. TOM DESTEFANO  
FACULTY ATHLETIC  
REPRESENTATIVE



JIM FALLIS  
ATHLETICS  
DIRECTOR



BETH VECHINSKI  
ASSOCIATE AD/SWA



STEVE SHAFF  
ASST. AD/  
MEDIA RELATIONS

# NORTHERN ARIZONA LUMBERJACKS

## NAU 2011 SCHEDULE

DATE	OPPONENT	SITE	TIME	SERIES	LAST MEETING
9/3	AT ARIZONA	TUCSON, ARIZ.	TBA	UA 10-1	UA 34-17, 2009
9/10	FORT LEWIS	FLAGSTAFF, ARIZ.	3:05	NAU 1-0	NAU 41-14, 1965
9/17	*AT PORTLAND STATE	PORTLAND, ORE.	5:05	NAU 14-4	NAU 62-14, 2010
9/24	*IDAHO STATE	FLAGSTAFF, ARIZ.	3:05	NAU 30-17-1	NAU 32-7, 2010
10/8	*EASTERN WASHINGTON	FLAGSTAFF, ARIZ.	3:05	EWU 18-10	EWU 21-14, 2010
10/15	*AT MONTANA STATE	BOZEMAN, MONT.	1:05	NAU 23-12	NAU 34-7, 2010
10/22	*MONTANA	FLAGSTAFF, ARIZ.	3:05	UM 33-11	UM 24-22, 2010
10/29	*AT SACRAMENTO STATE	SACRAMENTO, CALIF.	6:05	NAU 9-7	SAC 40-10, 2010
11/5	*NORTHERN COLORADO	FLAGSTAFF, ARIZ.	3:05	NAU 9-2	NAU 21-14, 2010
11/12	*AT WEBER STATE	OGDEN, UTAH	1:35	WSU 25-22	WSU 27-26, 2010
11/19	SOUTHERN UTAH	FLAGSTAFF, ARIZ.	3:05	NAU 11-3	NAU 26-23, 2010

\*BIG SKY CONFERENCE GAME. TIMES LOCAL TO SITE/SUBJECT TO CHANGE

## 2010 RESULTS

DATE	TEAM	RESULT
9/2	W. NEW MEXICO	W 48-0
9/11	AT ARIZONA STATE	L 41-20
9/25	*AT IDAHO STATE	W 32-7
10/2	AT SOUTHERN UTAH	W 26-23
10/9	*AT EASTERN WASHINGTON	L 21-14
10/16	*MONTANA STATE	W 34-7
10/23	*AT MONTANA	L 24-22
10/30	*SACRAMENTO STATE	L 40-10
11/6	*AT NORTHERN COLORADO	W 21-14
11/13	*WEBER STATE	L 27-26
11/20	*PORTLAND STATE	W 62-14

\*BIG SKY CONFERENCE GAME



*Linebacker Scott McKeever*



*Running back Zach Bauman*

## NAU STAR WATCH

**AUSTIN SHANKS**  
WIDE RECEIVER  
5-8, 175, Sr.



◆ SECOND TEAM ALL-CONFERENCE IN 2010.

◆ CAUGHT 65 PASSES FOR 613 YARDS AND THREE TOUCHDOWNS AS A JUNIOR.

◆ RANKED SECOND IN THE BIG SKY WITH 6.5 RECEPTIONS PER GAME.

**ISAAC BOND**  
DEFENSIVE END  
6-4, 260, Sr.



◆ FIRST TEAM ALL-CONFERENCE 2010. SECOND TEAM IN 2009.

◆ REGISTERED 5.5 SACKS AND 31 TOTAL TACKLES IN 2010.

◆ ENTERS SENIOR SEASON WITH 16 CAREER SACKS AND 11 QUARTERBACK HURRIES.

**SCOTT MCKEEVER**  
LINEBACKER  
6-1, 225, Sr.



◆ TABBED SECOND TEAM ALL-CONFERENCE IN 2010.

◆ TALLIED NINE TACKLES FOR LOSS AND 5.5 SACKS AS A JUNIOR.

◆ REGISTERED A CAREER-HIGH 11 TACKLES IN A WIN OVER SOUTHERN UTAH IN 2010.

# NORTHERN ARIZONA LUMBERJACKS



*Head Coach  
Jerome Souers*

## JEROME SOUERS FILE

**ALMA MATER:** OREGON, '83  
**YEARS AT NAU:** 13  
**RECORD AT NAU:** 72-75  
**CAREER RECORD/YEARS:** 72-75 (13)



◆ SELECTED THE BIG SKY CONFERENCE COACH OF THE YEAR IN 1999.

◆ BEGINS HIS 14TH SEASON AT NORTHERN ARIZONA. HE IS THE LONGEST TENURED FOOTBALL COACH IN THE HISTORY OF THE PROGRAM.

◆ BEFORE TAKING OVER AT NAU SOUERS SPENT 12 SEASONS AT MONTANA, THE FINAL EIGHT AS DEFENSIVE COORDINATOR.

◆ SOUERS ALSO SERVED AS AN ASSISTANT AT WESTERN WASHINGTON AND PORTLAND STATE.

◆ SOUERS WAS A FINALIST FOR THE EDDIE ROBINSON AWARD IN 2003.

## SOUERS' RECORD VS. BIG SKY SCHOOLS

SCHOOL	WON	LOST
EASTERN WASHINGTON	3	10
IDAHO STATE	10	3
MONTANA	0	13
MONTANA STATE	7	6
NORTHERN COLORADO	5	0
PORTLAND STATE	9	4
SACRAMENTO STATE	6	7
WEBER STATE	8	5

## SOUERS YEAR-BY-YEAR

YEAR	SCHOOL	OVERALL	CONF.	FINISH
1998	NAU	6-5	3-5	T7
1999	NAU	4-8*	2-6*	T7
2000	NAU	3-8	2-6	T7
2001	NAU	8-4	5-2	T2
2002	NAU	6-5	3-4	T4
2003	NAU	9-4	5-2	T1
2004	NAU	4-7	3-4	5
2005	NAU	3-8	1-6	T7
2006	NAU	6-5	5-3	4
2007	NAU	6-5	5-3	3
2008	NAU	6-5	4-4	5
2009	NAU	5-6	4-4	T5
2010	NAU	6-5	4-4	6
<b>TOTALS</b>		<b>72-75</b>	<b>46-53</b>	

\*Includes four forfeits for use of an ineligible player

## 2010 TEAM STATISTICS

TEAM STATISTICS	NAU	OPP
SCORING	314	218
Points Per Game	28.5	19.8
FIRST DOWNS	225	171
Rushing	89	58
Passing	114	101
Penalty	22	12
RUSHING YARDAGE	1516	1029
Yards gained rushing	1791	1358
Yards lost rushing	275	329
Rushing Attempts	403	350
Average Per Rush	3.8	2.9
Average Per Game	137.8	93.5
TDs Rushing	17	10
PASSING YARDAGE	2556	2344
Comp-Att-Int	245-389-9	205-355-10
Average Per Pass	6.6	6.6
Average Per Catch	10.4	11.4
Average Per Game	232.4	213.1
TDs Passing	17	17
TOTAL OFFENSE	4072	3373
Total Plays	792	705
Average Per Play	5.1	4.8
Average Per Game	370.2	306.6
KICK RETURNS: #-Yards	33-642	28-627
PUNT RETURNS: #-Yards	29-255	19-241
INT RETURNS: #-Yards	10-148	9-135
KICK RETURN AVERAGE	19.5	22.4
PUNT RETURN AVERAGE	8.8	12.7
INT RETURN AVERAGE	14.8	15.0
FUMBLES-LOST	23-14	19-15
PENALTIES-Yards	66-574	77-692
Average Per Game	52.2	62.9
PUNTS-Yards	58-2325	66-2846
Average Per Punt	40.1	43.1
Net punt average	33.9	38.3
TIME OF POSSESSION/Game	33:13	26:33
3RD-DOWN Conversions	56/161	51/160
3rd-Down Pct	35%	32%
4TH-DOWN Conversions	15/23	10/21
4th-Down Pct	65%	48%
SACKS BY-Yards	33-235	17-114
TOUCHDOWNS SCORED	39	28
FIELD GOALS-ATTEMPTS	14-18	8-14
ON-SIDE KICKS	1-1	0-0
RED-ZONE SCORES	37-41 90%	24-31 77%
RED-ZONE TOUCHDOWNS	24-41 59%	18-31 58%
PAT-ATTEMPTS	34-37 92%	24-25 96%
ATTENDANCE	36991	99038
Games/Avg Per Game	5/7398	6/16506

SCORE BY QUARTERS	1st	2nd	3rd	4th	Total
Northern Arizona	68	115	72	59	314
Opponents	52	54	40	72	218

## 2010 INDIVIDUAL STATISTICAL LEADERS

RUSHING	GP	Att	Gain	Loss	Net	Avg	TD	Long	Avg/G
Zach Bauman	11	237	1117	58	1059	4.5	14	82	96.3
Giovannie Dixon	10	83	538	26	512	6.2	3	75	51.2
Jonathan DeWitt	4	20	59	7	52	2.6	0	15	13.0

PASSING	G	Effic	Cmp-Att-Int	Pct	Yds	TD	Lng	Avg/G
Michael Herrick	10	130.27	194-306-9	63.4	2061	15	51	206.1
Chase Stangel	9	112.41	45-74-0	60.8	376	2	24	41.8

RECEIVING	G	No.	Yds	Avg	TD	Long	Avg/G
D. Curry-Chapman	11	69	738	10.7	6	39	67.1
Austin Shanks	11	65	613	9.4	3	34	55.7
Zach Bauman	11	28	308	11.0	2	26	28.0
Mike Czyz	11	26	331	12.7	2	51	30.1
Khaiil Paden	10	20	200	10.0	1	35	20.0
Nick Larson	10	14	117	8.4	3	17	11.7
Sam Unger	6	6	98	16.3	0	46	16.3
Giovannie Dixon	10	5	35	7.0	0	12	3.5

PUNT RETURNS	No.	Yds	Avg	TD	Long
Matt Estrada	19	188	9.9	1	66
C. Deboskie	5	28	5.6	0	16

INTERCEPTIONS	No.	Yds	Avg	TD	Long
Brian Hunter	3	75	25.0	0	36
Taylor Julio	2	26	13.0	0	26
R. Worthington	2	34	17.0	0	34

KICK RETURNS	No.	Yds	Avg	TD	Long
Daniel Adler	14	269	19.2	0	41
Matt Estrada	8	180	22.5	0	39
Austin Shanks	6	113	18.8	0	34

SCORING	TD	PATs			Rush	Rcv	Pass	DXP	Saf	Points
		FGs	Kick	Blk						
Zach Bauman	16	0-0	0-0	0-0	0	0-0	0	0	0	96
Matt Myers	0	14-18	34-36	0-0	0	0-0	0	0	0	76
D. Curry-Chapman	6	0-0	0-0	0-0	0	0-0	0	0	0	36
Nick Larson	3	0-0	0-0	0-0	0	0-0	0	0	0	18
Giovannie Dixon	3	0-0	0-0	0-0	0	0-0	0	0	0	18
Austin Shanks	3	0-0	0-0	0-0	0	0-0	0	0	0	18

TOTAL OFFENSE	G	Plays	Rush	Pass	Total	Avg/G
Michael Herrick	10	336	-44	2061	2017	201.7
Zach Bauman	11	237	1059	0	1059	96.3
Giovannie Dixon	10	83	512	0	512	51.2

ALL PURPOSE	G	Rush	Rec	PR	KOR	IR	Tot	Avg/G
Zach Bauman	11	1059	308	0	0	0	1367	124.3
Austin Shanks	11	22	613	12	113	0	760	69.1
D. Curry-Chapman	11	0	738	0	0	0	738	67.1
Giovannie Dixon	10	512	35	0	68	0	615	61.5
Matt Estrada	10	0	0	188	180	0	368	36.8

# NORTHERN ARIZONA LUMBERJACKS

No.	NAME	Pos.	Ht.	Wt.	Yr.	Exp.	HOMETOWN (HIGH SCHOOL/PREVIOUS SCHOOL)
2	AUSTIN SHANKS	WR	5-8	175	Sr.	3L	PACOIMA, CALIF. (CRESPIN)
3	TAYLOR JULIO	S	6-1	185	Jr.	2L*	SAN DIEGO, CALIF. (CHULA VISTA)
4	RANDY HALE, JR.	CB	5-10	175	So.	1L	BUCKEYE, ARIZ. (BUCKEYE)
5	CARY GROSSART	QB	6-1	188	Jr.	SQ*	FOLSOM, CALIF. (FOLSOM)
6	NICK RAGLAND-JOHNSEN	LB	6-0	211	Sr.	3L	SEATTLE, WASH. (FRANKLIN)
7	KYREN POE	QB	6-3	180	Fr.	HS	MESA, ARIZ. (HAMILTON)
8	CHASEN STANGEL	QB	6-1	190	Sr.	1L*	SAN JACINTO, CALIF. (SAN JACINTO/ARIZ. STATE)
10	SAM UNGER	WR	6-0	185	So.	1L*	KAILUA-KONA, HAWAII (KONAWAENA)
11	MIKE CZYZ	WR	5-10	180	Sr.	3L	DANVILLE, CALIF. (DE LA SALLE)
12	RYAN NELSON	QB	6-0	190	Sr.	SQ*	SOUTH PASADENA, CALIF. (LOYOLA/SOUTHWESTERN)
13	JORDAN PERRY	QB	6-3	210	Fr.	HS	PORTLAND, ORE. (CENTRAL CATHOLIC)
14	ALEX HOLMES	WR	6-0	180	Fr.	HS	SCOTTSDALE, ARIZ. (CHAPARRAL)
15	CHASE CARTWRIGHT	QB	6-3	210	Fr.	RS*	CHANDLER, ARIZ. (CORONA DEL SOL)
17	CA'LEVE DEBOSKIE	WR	6-0	180	So.	SQ*	CHANDLER, ARIZ. (CHANDLER)
18	KHALIL PADEN	WR	6-1	165	Sr.	1L	CHATSWORTH, CALIF. (CLEVELAND/SAN JOSE ST.)
19	ANDERS BATTLE	CB	6-0	185	So.	1L	PHOENIX, ARIZ. (DESERT VISTA HS)
21	DAVON DUMAS	CB	6-1	180	Sr.	1L*	LAGUNA NIGUEL, CALIF. (ALISO NIGUEL/SADDEBACK)
22	GIOVANNIE DIXON	RB	5-10	190	Jr.	2L*	RESEDA, CALIF. (RESEDA/ARIZONA STATE)
23	JAMAAL PERKINS	RB	5-9	185	Fr.	RS*	OXNARD, CALIF. (RIO MESA)
24	BLAKE BAILEY	CB	5-8	170	Fr.	RS*	SAN DIEGO, CALIF. (SERRA HS)
25	MIKE DOSEN	S	5-11	195	So.	TR*	PITTSBURG, CALIF. (DE LA SALLE/OREGON)
27	MANA PURDY	CB	5-8	175	Jr.	1L*	KAMUELA, HAWAII (HAWAII PREP. ACAD./BOISE STATE)
28	JAYSON ALMOND	FB	6-1	262	So.	TR*	FONTANA, CALIF. (BLOOMINGTON/UCLA)
29	MATT MYERS	K	6-0	200	Sr.	2L*	CORONA, CALIF. (SANTIAGO/WASHINGTON STATE)
30	DEVIN WILLIS	CB	6-0	178	Jr.	TR	MIAMI, FLA. (MIAMI NORTHWESTERN/PALOMAR)
31	AARON WILLIAMS	DB	5-8	152	Fr.	HS	COMPTON, CALIF. (DOMINQUEZ)
32	MARCUS ALFORD	CB	5-10	160	Fr.	HS	OXNARD, CALIF. (RIO MESA)
33	TEVIN RAY	LB	6-1	190	Fr.	HS	PEORIA, ARIZ. (CENTENNIAL)
34	ZACH BAUMAN	RB	5-10	200	So.	1L	CHANDLER, ARIZ. (HAMILTON)
35	AUSTIN HASQUET	LB	6-1	225	Fr.	HS	PEORIA, ARIZ. (LIBERTY)
38	TAYLOR MALENFANT	S	6-1	190	Jr.	2L	SCOTTSDALE, ARIZ. (NOTRE DAME PREP)
39	ROBERT WATSON	S	6-0	190	Fr.	RS*	LONG BEACH, CALIF. (LOS ALAMITOS)
40	ANDY SALDANA	LS/RB	5-11	205	Sr.	3L	PASADENA, CALIF. (LA SALLE)
41	ANDY WILDER	K	6-3	205	So.	SQ*	SCOTTSDALE, ARIZ. (NOTRE DAME PREP)
42	DREW ZAMORA	K	6-1	210	Sr.	2L*	COLORADO SPRINGS, COLO. (RAMPART/NEW MEX.)
43	JAKE HESS	FB	5-10	227	Jr.	TR*	RENO, NEV. (GALENA/BOISE STATE)
44	RYAN REARDON	LB	6-1	235	Jr.	TR	SCOTTSDALE (NOTRE DAME PREP/PORT. ST./GCC)
45	VINNIE PACIULLI	FB/TE	6-1	230	Sr.	3L*	PHOENIX, ARIZ. (MOON VALLEY)
46	SCOTT McKEEVER	LB	6-1	225	Sr.	3L*	WICKENBURG, ARIZ. (WICKENBURG)
47	TAYLOR PATTON	S	6-1	195	Jr.	2L	SAN CLEMENTE, CALIF. (SAN CLEMENTE)
48	KASSEEM OSHEROFF	SS	5-11	205	Sr.	3L*	PORTLAND, ORE. (GRANT)
50	BEN BACHELIER	LS	6-0	230	Sr.	3L	RIO RICO, ARIZ. (NOGALES)
51	ERIC STOREY	LB	6-0	235	Jr.	TR	OAKLEY, CALIF. (MOREAU CATH./LOS MADONES)
52	MITCHELL MELUGIN	DE	6-3	250	Fr.	HS	MISSION VIEJO, CALIF. (MISSION VIEJO)
53	JAKE PHIPPS	DL	6-4	230	Fr.	RS*	MESA, ARIZ. (RED MOUNTAIN)
54	CRAIG FRUM	LB	6-3	225	Fr.	RS*	MESA, ARIZ. (RED MOUNTAIN)
55	JAKE ABBOTT	OL	6-3	275	Fr.	HS	PEORIA, ARIZ. (CENTENNIAL)
56	BRANDON PHILLIPS	LB	5-10	215	So.	1L*	LOMA LINDA, CALIF. (REDLANDS)
58	HARRISON JOHNSON	LB	6-3	195	Fr.	HS	GLENDALE, ARIZ. (GREENWAY)
59	TYLER RUTT	LB	5-11	190	Fr.	HS	CHANDLER, ARIZ. (HAMILTON)
60	SHANE MONIZ	OL	6-3	265	Fr.	RS*	SANTA CLARITA, CALIF. (CANYON)
62	HAYDEN RENNING	LS/LB	6-1	210	Fr.	RS*	FLAGSTAFF, ARIZ. (SINAGUA)
66	JUNIOR VICENTE	OL	6-0	265	Fr.	RS*	PRESNORTH, ARIZ. (PRESNORTH)
67	ROY GARCIA	DL	6-3	250	Fr.	RS*	TEMPE, ARIZ. (MARCOS DE NIZA)
69	MATT WILSON	OL	6-6	300	Jr.	1L*	PAYSON, ARIZ. (PAYSON)
71	JOE GURSKI	OL	6-5	280	Fr.	RS*	VALLEY CENTER, CALIF. (VALLEY CENTER)
72	TREY GILLES	OL	6-6	280	Jr.	2L*	KINGMAN, ARIZ. (KINGMAN)
73	LEROY GUENTHER	OL	6-7	235	Fr.	HS	WICKENBURG, ARIZ. (WICKENBURG)
74	KYLE WALKER	OL	6-4	260	So.	SQ*	TUCSON, ARIZ. (SABINO)
75	DREWIGHT BOYD	DL	6-5	325	Sr.	3L	PINETOP, ARIZ. (BLUE RIDGE)
78	ALEX MOTT	OL	6-5	290	Sr.	1L*	TROUTDALE, ORE. (SAM BARLOW)
79	CHRIS PITTS	OL	6-5	250	Jr.	TR*	ANTIOCH, CALIF. (ANTIOCH/DIABLO VALLEY)
80	IFY UMODU	WR	6-3	215	So.	1L	COVINA, CALIF. (SOUTH HILLS)
81	JEREMY DANG	WR	6-3	215	So.	1L*	GLENDALE, ARIZ. (PEORIA)
82	DANIEL ADLER	WR	5-9	180	Sr.	1L	MARTINEZ, CALIF. (COLLEGE PARK/DIABLO VALLEY)
83	R.J. RICKERT	TE	6-3	230	Fr.	HS	GILBERT, ARIZ. (MESQUITE)
85	DEJZON WALKER	TE	6-3	225	Fr.	HS	CHANDLER, ARIZ. (BASHA)
86	BRIAN RILEY	TE	6-4	252	Sr.	3L*	TUCSON, ARIZ. (CATALINA FOOTHILLS)
87	JESSE BUENO	WR	6-0	180	Fr.	RS*	TRABUCO CANYON, CALIF. (EL TORO HS)
88	DREW EMANUEL	TE	6-4	225	So.	1L	MESA, ARIZ. (HIGHLAND HS)
90	TIM WILKINSON	DL	5-11	290	So.	1L	LAS VEGAS, NEV. (BISHOP GORMAN)
91	ZACK KA'AHANUI	DL	6-1	265	So.	1L*	PORTLAND, ORE. (CENTRAL CATHOLIC)
92	BRYSON MOOK	DE	6-2	240	Fr.	HS	LAS VEGAS, NEV. (BISHOP GORMAN)
94	JARRET BILBREY	DL	6-5	245	Jr.	2L*	SAN DIEGO, CALIF. (BONITA VISTA)
95	BLAYNE ANDERSON	DL	6-4	275	Sr.	3L	HUNTINGTON BEACH, CALIF. (EDISON)
96	ISAAC BOND	DL	6-4	260	Sr.	3L*	VANCOUVER, WASH. (SKYVIEW)
97	ALEC HUTTON	DL	6-4	250	Sr.	1L*	LAKE ARROWHEAD, CALIF. (RIM WORLD/CHAFFEY)
98	DAN PELA	DL	6-3	275	Sr.	3L*	PHOENIX, ARIZ. (HORIZON)

\* USED REDSHIRT SEASON

## 2011 SIGNEES

HIGH SCHOOL						
NAME	Pos.	Ht.	Wt.	HOMETOWN (HIGH SCHOOL)		
JAKE ABBOTT	C	6-3	275	PEORIA, ARIZ. (CENTENNIAL)		
MARCUS ALFORD	CB	5-10	160	OXNARD, CALIF. (RIO MESA)		
LEE GUENTHER	OL	6-7	235	WICKENBURG, ARIZ. (WICKENBURG)		
ANAS HASIC	WR	6-0	180	PHOENIX, ARIZ. (NORTH CANYON)		
AUSTIN HASQUET	LB	6-1	225	PEORIA, ARIZ. (LIBERTY)		
ALEX HOLMES	WR	6-0	180	SCOTTSDALE, ARIZ. (CHAPARRAL)		
HARRISON JOHNSON	LB	6-3	195	GLENDALE, ARIZ. (GREENWAY)		
MITCHELL MELUGIN	DE	6-3	250	NEWPORT BEACH, CALIF. (MISSION VIEJO)		
BRYSON MOOK	DE	6-2	240	LAS VEGAS, NEV. (BISHOP GORMAN)		
KYREN POE	QB	6-3	180	MESA, ARIZ. (HAMILTON)		
TEVIN RAY	LB	6-1	190	PEORIA, ARIZ. (CENTENNIAL)		
R.J. RICKERT	TE	6-3	230	GILBERT, ARIZ. (MESQUITE)		
DEJZON WALKER	TE	6-3	225	CHANDLER, ARIZ. (BASHA)		
AARON WILLIAMS	DB	5-8	152	COMPTON, CALIF. (DOMINQUEZ)		

## JUNIOR COLLEGE TRANSFERS

NAME	Pos.	Ht.	Wt.	YEAR	EXP.	HOMETOWN (HIGH SCHOOL/PREVIOUS SCHOOL)
RYAN REARDON	LB	6-1	235	Jr.	JC	SCOTTSDALE, ARIZ. (ND PREP/PORTLAND ST./GCC)
ERIC STOREY	LB	6-0	235	Jr.	JC	OAKLEY, CALIF. (MOREAU CATHOLIC/LOS MADONES)
DEVIN WILLIS	CB	6-0	178	So.	JC	MIAMI, FLA. (MIAMI NW/PALOMAR COLLEGE)

## LUMBERJACK RECORD BY SEASON (Since 1970)

Year	Coach	Big Sky				RANK	Overall			
		W	L	T	PCT		W	L	T	PCT
1970	John Symank	0	4	0	.000	7	2	8	0	.200
1971	Ed Peasley	1	3	0	.250	6	5	5	0	.500
1972	Ed Peasley	0	4	0	.000	7	3	8	0	.273
1973	Ed Peasley	2	3	0	.400	3	4	6	0	.400
1974	Ed Peasley	2	3	0	.400	5	3	6	0	.333
1975	Joe Salem	0	6	0	.000	7	1	9	0	.100
1976	Joe Salem	4	2	0	.667	3	8	3	0	.727
1977	Joe Salem	5	1	0	.833	2	9	3	0	.750
1978	Joe Salem	6	0	0	1.000	1	8	2	0	.800
1979	Dwain Painter	3	4	0	.428	T3	7	4	0	.636
1980	Dwain Painter	3	4	0	.428	T6	5	6	0	.454
1981	Dwain Painter	2	5	0	.285	6	4	7	0	.363
1982	Joe Harper	3	4	0	.428	T5	4	7	0	.363
1983	Joe Harper	2	5	0	.285	7	4	7	0	.363
1984	Joe Harper	2	5	0	.285	7	4	6	0	.400
1985	Larry Kentera	1	6	0	.149	7	3	8	0	.272
1986	Larry Kentera	5	2	0	.714	2	7	4	0	.636
1987	Larry Kentera	4	4	0	.500	4	7	4	0	.636
1988	Larry Kentera	4	4	0	.500	4	6	5	0	.545
1989	Larry Kentera	2	6	0	.250	6	3	8	0	.273
1990	Steve Axman	3	5	0	.375	6	5	6	0	.454
1991	Steve Axman	1	7	0	.125	8	3	8	0	.272
1992	Steve Axman	2	5	0	.285	6	4	7	0	.363
1993	Steve Axman	3	4	0	.428	6	7	4	0	.636
1994	Steve Axman	4	3	0	.571	4	7	4	0	.636
1995	Steve Axman	4	3	0	.571	T2	7	4	0	.636
1996	Steve Axman	7	1	0	.875	2	9	3	0	.750
1997	Steve Axman	4	4	0	.500	T4	6	5	0	.545
1998	Jerome Souers	3	5	0	.375	T7	6	5	0	.545
1999 <sup>A</sup>	Jerome Souers	2	6	0	.250	T7	4	8	0	.333
2000	Jerome Souers	2	6	0	.250	T7	3	8	0	.273
2001	Jerome Souers	5	2	0	.714	T2	8	4	0	.667
2002	Jerome Souers	3	4	0	.429	T4	6	5	0	.545
2003	Jerome Souers	5	2	0	.714	T1	9	4	0	.692
2004	Jerome Souers	3	4	0	.429	5	4	7	0	.364
2005	Jerome Souers	1	6	0	.143	T7	3	8	0	.273
2006	Jerome Souers	5	3	0	.625	4	6	5	0	.545
2007	Jerome Souers	5	3	0	.625	3	6	5	0	.545
2008	Jerome Souers	4	4	0	.500	5	6	5	0	.545
2009	Jerome Souers	4	4	0	.500	T5	5	6	0	.454
2010	Jerome Souers	4	4	0	.500	6	6	5	0	.545

<sup>A</sup> Forfeited four wins for use of an ineligible player.

# NORTHERN COLORADO BEARS

## BEAR QUICK FACTS

**LOCATION:** GREELEY, COLO.  
**ENROLLMENT:** 12,358  
**NICKNAME:** BEARS  
**COLORS:** BLUE AND GOLD  
**STADIUM/CAPACITY:** NOTTINGHAM FIELD (8,500)  
**PLAYING SURFACE:** NATURAL GRASS  
**PRESIDENT:** KAY NORTON  
**ATHLETICS DIRECTOR:** JAY HINRICHS  
**MEDIA RELATIONS:** HEATHER KENNEDY  
**PHONE:** (970) 351-1065 (OFFICE)  
(970) 351-1995 (PRESS BOX)  
(970) 351-2018 (FAX)  
**E-MAIL:** HEATHER.KENNEDY@UNCO.EDU  
**ATHLETIC WEB SITE:** WWW.UNCBEARS.COM

## BEAR FOOTBALL FACTS

**HEAD COACH:** EARNEST COLLINS JR.  
**RECORD AT NC (YEARS):** 0-0 (1)  
**OVERALL RECORD (YEARS):** 8-12 (2)  
**FOOTBALL OFFICE PHONE:** (970) 351-1065  
**BEST TIME TO CONTACT COACH:** CONTACT SID  
**2010 RECORD:** 3-8, 2-6 BIG SKY  
**BIG SKY TITLES:** NONE  
**FCS POSTSEASON RECORD:** 0-0  
**NCAA FCS CHAMPIONSHIPS:** NONE

## BEAR FOOTBALL STAFF

**HEAD COACH:** EARNEST COLLINS JR.  
**OFFENSIVE COORD./OL:** MICHAEL ARMOUR  
**SPECIAL TEAMS COORD./DL:** JAMES JONES  
**DEFENSIVE COORDINATOR:** ZACH SHAY  
**QUARTERBACKS:** JON BOYER  
**LINEBACKERS:** DERRICK DAVISON  
**WIDE RECEIVERS:** KEITH GRABLE  
**RUNNING BACKS:** TERRANCE ROBINSON  
**OFFENSIVE ASSISTANT:** JARED BURTON  
**DEFENSIVE ASSISTANT:** MAX HEWITT

## BEAR PERSONNEL

**OFFENSIVE FORMATION:** SPREAD  
**DEFENSIVE FORMATION:** 4-3  
**STARTERS RETURNING (O/D/SP):** 6/5/2  
**LETTERMEN RETURNING:** 34  
**LETTERMEN LOST:** 18  
**ALL-CONFERENCE PLAYERS RETURNING:** 7



## NC TEAM NOTES

◆ A new era at Northern Colorado begins in 2011 as alum Earnest Collins Jr. takes control of the program. Collins, a former standout player and assistant coach for the Bears, spent the previous two seasons as the head coach at Alcorn State. Collins played for the Bears from 1991-94.



◆ Northern Colorado will renew its rivalry with Colorado State. The teams will meet in Fort Collins on Sept. 10, marking the first meeting between the programs since 1986. The game will be televised on the mtn.

◆ Last year in three of the four

games against nationally-ranked FCS opponents, the Bears lost by a touchdown or less. Northern Colorado lost by three at #18 Weber State (50-47), seven to eventual-national champions (#12) Eastern Washington (35-28) and two at #15 Montana State (37-35).

◆ Northern Colorado's six-game home schedule includes a date against former Division II rival North Dakota, which will join the Big Sky in 2012. The Bears also have conference home games against Montana State, Weber State, Sacramento State and Portland State.

## NC ADMINISTRATION



KAY NORTON  
PRESIDENT



DR. MICHAEL MILLS  
FACULTY ATHLETIC  
REPRESENTATIVE



JAY HINRICHS  
ATHLETICS  
DIRECTOR



SHERRI FRYE  
ASSOCIATE ATHLETICS  
DIRECTOR/SWA



HEATHER KENNEDY  
DIRECTOR OF  
MEDIA RELATIONS

# NORTHERN COLORADO BEARS

## NC 2011 SCHEDULE

DATE	OPPONENT	SITE	TIME	SERIES	LAST MEETING
9/3	LINDENWOOD	GREELEY, COLO.	1:35	FIRST MEETING	
9/10	AT COLORADO STATE	FORT COLLINS, COLO.	12:05	CSU 16-1	CSU 46-14, 1986
9/17	*AT IDAHO STATE	POCATELLO, IDAHO	4:05	ISU 19-8	NC 35-21, 2010
9/24	*WEBER STATE	GREELEY, COLO.	1:35	WSU 5-0	WSU 50-47, 4 OT, 2010
10/1	*AT MONTANA	MISSOULA, MONT.	1:05	UM 10-1	UM 30-7, 2010
10/8	*SACRAMENTO STATE	GREELEY, COLO.	1:35	SAC 5-0	SAC 42-7, 2010
10/15	*AT EASTERN WASHINGTON	CHENEY, WASH.	4:05	EWU 7-1	EWU 35, 28, 2010
10/22	*MONTANA STATE	GREELEY, COLO.	1:35	MSU 16-10-1	MSU 37-35, 2010
10/29	NORTH DAKOTA	GREELEY, COLO.	1:35	NC 12-11	NC 28-12, 2002
11/5	*AT NORTHERN ARIZONA	FLAGSTAFF, ARIZ.	3:05	NAU 9-2	NAU 21-14, 2010
11/12	*PORTLAND STATE	GREELEY, COLO.	12:05	PSU 6-2	NC 35-3, 2010

\*BIG SKY CONFERENCE GAME

TIMES LOCAL TO SITE/SUBJECT TO CHANGE

## 2010 RESULTS

DATE	TEAM	RESULT
9/4	ADAMS STATE	W 54-0
9/11	*AT WEBER STATE	L 50-47, 4 OT
9/18	*IDAHO STATE	W 35-21
9/25	AT MICHIGAN STATE	L 45-7
10/2	*MONTANA	L 30-7
10/9	*AT SACRAMENTO STATE	L 42-7
10/16	*EASTERN WASHINGTON	L 35-28
10/23	*AT MONTANA STATE	L 37-35
10/30	AT SOUTH DAKOTA	L 34-6
11/6	*NORTHERN ARIZONA	L 21-14
11/13	*AT PORTLAND STATE	W 35-3

\*BIG SKY CONFERENCE GAME



*Wide Receiver Patrick Walker*

*Defensive End  
Nick Hernon*



## NC STAR WATCH

**NICK HERNON**  
DEFENSIVE END  
6-1, 220, Sr.



◆ LED THE BEARS WITH 10.5 TACKLES FOR LOSS IN 2010 AND WAS SECOND ON THE CLUB WITH SEVEN QUARTERBACK HURRIES.

◆ HAS PLAYED IN ALL 33 GAMES IN HIS CAREER. IS A TWO-TIME BIG SKY HONORABLE MENTION ALL-CONFERENCE SELECTION.

**PATRICK WALKER**  
WIDE RECEIVER  
5-9, 180, Sr.



◆ HAS 93 RECEPTIONS FOR 1,145 YARDS IN THREE YEARS. NEEDS TWO CATCHES TO BREAK INTO THE SCHOOL'S ALL-TIME TOP 10.

◆ IN 2009, WALKER CAUGHT 12 PASSES AT MONTANA, TYING THE SCHOOL'S DIVISION I RECORD FOR CATCHES IN A SINGLE GAME.

**DOMINIC GUNN**  
WIDE RECEIVER/RET.  
5-9, 165, Sr.



◆ HAD 654 KICKOFF RETURN YARDS IN 2010, MISSING THE NORTHERN COLORADO SINGLE-SEASON RECORD OF 663 BY JOHNNY WATKINS (1984) BY JUST NINE YARDS.

◆ IS ONE OF THREE ACTIVE PLAYERS ON THE TEAM WITH A 100-YARD RECEIVING GAME IN HIS CAREER.

# NORTHERN COLORADO BEARS



*Head Coach  
Earnest Collins Jr.*

## EARNEST COLLINS JR. FILE

**ALMA MATER:** NORTHERN COLORADO, '96  
**YEARS AT NC:** 1  
**RECORD AT NC:** 0-0  
**CAREER RECORD/YEARS:** 8-12 (2)



◆ NAMED NORTHERN COLORADO'S  
 16TH HEAD FOOTBALL COACH ON DEC. 28,  
 2010.

◆ SPENT THE 2009 AND 2010 SEASONS AS THE HEAD COACH AT  
 ALCORN STATE, WHERE HE COMPILED AN 8-12 RECORD.

◆ PLAYED FOR NORTHERN COLORADO FROM 1991-94.

◆ WAS AN ASSISTANT AT NORTHWEST MISSOURI STATE, NORTHERN  
 COLORADO, KANSAS, CENTRAL FLORIDA, AND ALCORN STATE BEFORE TAKING  
 OVER AS THE HEAD COACH AT ALCORN STATE.

### COLLINS' RECORD VS. BIG SKY SCHOOLS

SCHOOL	Won	Lost
EASTERN WASHINGTON	0	0
IDAHO STATE	0	0
MONTANA	0	0
MONTANA STATE	0	0
NORTHERN ARIZONA	0	0
PORTLAND STATE	0	0
SACRAMENTO STATE	0	0
WEBER STATE	0	0

### COLLINS YEAR-BY-YEAR

YEAR	SCHOOL	OVERALL	CONF.	FINISH
2009	ALCORN ST.	5-6	4-4	T2 (E)
2010	ALCORN ST.	3-6	3-4	3 (E)
<b>TOTALS</b>		<b>8-12</b>	<b>7-8</b>	

## 2010 TEAM STATISTICS

TEAM STATISTICS	NC	OPP				
SCORING	275	345				
Points Per Game	25.0	31.4				
FIRST DOWNS	195	223				
Rushing	78	98				
Passing	97	112				
Penalty	20	13				
RUSHING YARDAGE	1460	1923				
Yards gained rushing	1827	2251				
Yards lost rushing	367	328				
Rushing Attempts	425	437				
Average Per Rush	3.4	4.4				
Average Per Game	132.7	174.8				
TDs Rushing	17	18				
PASSING YARDAGE	2497	2460				
Comp-Att-Int	163-305-11	198-327-9				
Average Per Pass	8.2	7.5				
Average Per Catch	15.3	12.4				
Average Per Game	227.0	223.6				
TDs Passing	19	21				
TOTAL OFFENSE	3957	4383				
Total Plays	730	764				
Average Per Play	5.4	5.7				
Average Per Game	359.7	398.5				
KICK RETURNS: #-Yards	49-1056	45-993				
PUNT RETURNS: #-Yards	22-252	24-260				
INT RETURNS: #-Yards	9-68	11-79				
KICK RETURN AVERAGE	21.6	22.1				
PUNT RETURN AVERAGE	11.5	10.8				
INT RETURN AVERAGE	7.6	7.2				
FUMBLES-LOST	20-9	26-17				
PENALTIES-Yards	75-662	82-722				
Average Per Game	60.2	65.6				
PUNTS-Yards	65-2561	55-2024				
Average Per Punt	39.4	36.8				
Net punt average	34.2	30.4				
TIME OF POSSESSION/Game	28:31	31:26				
3RD-DOWN Conversions	51/154	54/146				
3rd-Down Pct	33%	37%				
4TH-DOWN Conversions	8/16	10/16				
4th-Down Pct	50%	62%				
SACKS BY-Yards	17-121	34-241				
TOUCHDOWNS SCORED	38	44				
FIELD GOALS-ATTEMPTS	5-11	13-14				
ON-SIDE KICKS	0-1	1-1				
RED-ZONE SCORES	26-38 68%	36-41 88%				
RED-ZONE TOUCHDOWNS	22-38 58%	27-41 66%				
PAT-ATTEMPTS	32-35 91%	40-42 95%				
ATTENDANCE	26839	112261				
Games/Avg Per Game	5/5368	6/18710				
<b>SCORE BY QUARTERS</b>	<b>1st</b>	<b>2nd</b>	<b>3rd</b>	<b>4th</b>	<b>OT</b>	<b>Total</b>
Northern Colorado	51	88	51	72	13	275
Opponents	103	113	51	62	16	345

## 2010 INDIVIDUAL STATISTICS

RUSHING	GP	Att	Gain	Loss	Net	Avg	TD	Long	Avg/G	
Andre Harris	10	151	732	21	711	4.7	10	57	71.1	
J. Robinson	11	122	516	39	477	3.9	0	29	43.4	
Dylan Orms	10	99	432	215	217	2.2	6	32	21.7	
<b>PASSING</b>	<b>G</b>	<b>Effic</b>	<b>Cmp-Att-Int</b>	<b>Pct</b>	<b>Yds</b>	<b>TD</b>	<b>Lng</b>	<b>Avg/G</b>		
Dylan Orms	10	132.72	133-254-9	52.4	2055	15	77	205.5		
Matt Baca	2	146.61	18-31-1	58.1	272	2	51	136.0		
<b>RECEIVING</b>	<b>G</b>	<b>No.</b>	<b>Yds</b>	<b>Avg</b>	<b>TD</b>	<b>Long</b>	<b>Avg/G</b>			
Jace Davis	11	53	992	18.7	7	70	90.2			
Patrick Walker	11	37	570	15.4	6	77	51.8			
Andre Harris	10	13	102	7.8	1	16	10.2			
Doug Steele	10	12	265	22.1	3	70	26.5			
Dominic Gunn	11	10	111	11.1	0	20	10.1			
J. Robinson	11	9	41	4.6	0	9	3.7			
<b>PUNT RETURNS</b>	<b>No.</b>	<b>Yds</b>	<b>Avg</b>	<b>TD</b>	<b>Long</b>					
Dominic Gunn	21	248	11.8	0	50					
<b>INTERCEPTIONS</b>	<b>No.</b>	<b>Yds</b>	<b>Avg</b>	<b>TD</b>	<b>Long</b>					
Korey Askew	3	18	6.0	1	18					
Max Hewitt	2	30	15.0	0	24					
<b>KICK RETURNS</b>	<b>No.</b>	<b>Yds</b>	<b>Avg</b>	<b>TD</b>	<b>Long</b>					
Dominic Gunn	28	654	23.4	0	53					
Patrick Walker	18	349	19.4	0	34					
<b>SCORING</b>	<b>TD</b>	<b>FGs</b>	<b>PATs</b>	<b>Kick</b>	<b>Rush</b>	<b>Rcv</b>	<b>Pass</b>	<b>DXP</b>	<b>Saf</b>	<b>Points</b>
Andre Harris	11	0-0	0-0	0-1	0	0-0	0	0	0	66
Jace Davis	7	0-0	0-0	0-0	0	0-0	0	0	0	42
Dylan Orms	6	0-0	0-0	0-0	0	0-2	0	0	0	36
Patrick Walker	6	0-0	0-0	0-0	0	0-0	0	0	0	36
Dave Eden	0	1-3	22-24	0-0	0	0-0	0	0	0	25
<b>TOTAL OFFENSE</b>	<b>G</b>	<b>Plays</b>	<b>Rush</b>	<b>Pass</b>	<b>Total</b>	<b>Avg/G</b>				
Dylan Orms	10	353	217	2055	2272	227.2				
Andre Harris	10	151	711	0	711	71.1				
J. Robinson	11	122	477	0	477	43.4				
Matt Baca	2	42	-42	272	230	115.0				
<b>ALL PURPOSE</b>	<b>G</b>	<b>Rush</b>	<b>Rec</b>	<b>PR</b>	<b>KOR</b>	<b>IR</b>	<b>Tot</b>	<b>Avg/G</b>		
Dominic Gunn	11	10	111	248	654	0	1023	93.0		
Jace Davis	11	19	992	0	0	0	1011	91.9		
Patrick Walker	11	8	570	0	349	0	927	84.3		
Andre Harris	10	711	102	0	0	0	813	81.3		
J. Robinson	11	477	41	0	53	0	571	51.9		
Doug Steele	10	0	265	0	0	0	265	26.5		
Dylan Orms	10	217	20	0	0	0	237	23.7		
Denzel Hutching	11	17	132	0	0	0	149	13.5		
Matt McDonnell	5	0	97	0	0	0	97	19.4		
Chris Morris	7	0	72	0	0	0	72	10.3		

# NORTHERN COLORADO BEARS

No.	NAME	Pos.	Ht.	Wt.	Yr.	Exp.	HOMETOWN (LAST SCHOOL/HIGH SCHOOL)
1	Patrick Walker	WR	5-9	180	Sr.	3V	Long Beach, Calif. (Long Beach Poly)
2	Marcell Peoples	WR	5-10	170	Fr.	RS	Corona, Calif. (Santiago)
3	Dimitri Stimpfil	WR	5-10	165	Fr.	HS	Homestead, Fla. (South Dade Senior)
4	AJ Moosa	QB	5-11	205	Jr.	JC	Los Angeles, Calif. (San Jose CC/Cleveland)
5	Dylan Orms	DB	6-1	195	Sr.	3V	Wheat Ridge, Colo. (HS)
6	Chuks Nweke	S	6-1	190	Sr.	3V	Colorado Springs, Colo. (Cheyenne Mountain)
7	Finnis Caldwell	DB	5-11	185	Jr.	JC	Stockton, Calif. (Delta CC/Edison)
8	James Davis	DB					
9	Seth Lobato	QB	6-5	215	So.	SQ	Eaton, Colo. (Colorado/HS)
9	Brandon Owens	DB	6-0	175	Sr.	1V	Bakersfield, Calif. (Colorado State/Ridgeview)
10	Matt Baca	QB	6-1	210	Jr.	SQ	Chino Hills, Calif. (Ayala)
11	Courtney Hall	DB	5-9	165	Fr.	HS	Pompano Beach, Fla. (Blanche Ely)
12	Tim Tancik	QB	5-10	170	So.	SQ	Denver, Colo. (Mullen)
13	Aisea Vave	LB	6-3	245	Jr.	JC	Kahului, Hawai'i (Mesa CC/Meridian HS(Idaho))
14	Travis Bernard	RB	5-8	185	Fr.	HS	Valley Center, Calif. (HS)
15	Tevin Jackson	ATH	6-1	185	Fr.	HS	Homestead, Fla. (South Dade Senior)
16	Dominic Gunn	WR	5-11	165	Jr.	1V	Aurora, Colo. (Rangeview)
17	Derek Pollox	DB			Fr.	HS	Miami, Fla. (South Dade Senior)
18	Chris Morris	WR	6-2	190	Jr.	2V	Burbank, Calif. (John Burroughs)
19	Dajuan Mack	WR	6-1	215	Jr.	SQ	Lakewood, Colo. (Fort Hays State/Bear Creek)
20	CJ Glenn	DB	6-1	205	So.	1V	Windsor, Colo. (HS)
21	Isiah Cooper	ATH	5-8	150	Fr.	HS	Bowling Green, Ky. (Denver Montbello)
22	David Deans	RB	5-10	230	Sr.	SQ	Natchitoches, La. (Western St./Roy J Wasson)
23	Colby Riggin	CB	5-11	170	Sr.	3V	Littleton, Colo. (Mullen)
24	Garrett Lieber	DB	6-1	230	Fr.	RS	Orange, Calif. (Orange Lutheran)
26	Elliott Dorsey	DB	6-0	200	Sr.	1V	Oakland, Calif. (C.G. of San Francisco/Berkeley)
27	Robert Davis	DB	6-1	190	Fr.	RS	Aurora, Colo. (Overland)
28	Anthony Kereluk	RB	5-9	220	Fr.	RS	Phoenix, Ariz. (Desert Vista)
29	Jaquell Walker	LB	6-2	195	Fr.	HS	Carrollton, Texas (Newman Smith)
30	Jordan Bible	S	5-9	185	Jr.	2V	Aurora, Colo. (Cherokee Trail)
31	John Burnley	RB	6-0	185	Jr.	1V	Colorado Springs, Colo. (Palmer)
32	Marcel Gibbons	S	6-0	190	Jr.	2V	Colorado Springs, Colo. (Mesa Ridge)
33	Quentin Hildreth	RB	5-8	185	So.	TR	Aurora, Colo. (Colorado/Denver East)
35	Andrew Downing	FB	5-9	245	Sr.	3V	Greeley, Colo. (Greeley West)
36	Robert Holland	RB	6-1	185	Fr.	HS	Golden, Colo. (HS)
37	Cameron Kaman	P	5-11	165	Sr.	3V	Overland Park, Kan. (Blue Valley)
38	Dave Eden	K/P	5-11	190	So.	1V	Westminster, Colo. (Standley Lake)
39	Ernest Marshall	RB			Fr.	HS	Oakland, Calif. (McClymonds)
40	Mason Puckett	K	6-0	200	Jr.	2V	Mililani, Hawai'i (Aiea)
42	Kyle Griffin	RB	6-2	195	Fr.	HS	Arvada, Colo. (Ralston Valley)
44	Dylan Kiddahl	DL	6-4	255	Jr.	2V	Ault, Colo. (Wyoming/Highland)
45	Matt Gackle	LB	6-0	220	Fr.	RS	Colorado Springs, Colo. (The Classical Academy)
46	Conor Sparacio	LB	6-1	230	So.	1V	Aurora, Colo. (Smoky Hill)
47	Clay Haverty	LB	6-1	210	So.	SQ	Windsor, Colo. (HS)
47	Austin Wilbers	TE	6-2	220	So.	SQ	Englewood, Colo. (Cherry Creek)
48	Ryan Holmes	DE	6-1	240	So.	SQ	Scottsdale, Ariz. (Chaparral)
49	Gavin Miller	LB	6-3	230	So.	1V	Greeley, Colo. (Greeley West)
50	Cody Gilmore	OL	6-3	285	Jr.	2V	Aurora, Colo. (Grandview)
51	Cameron Friend	LB	6-0	220	Jr.	2V	Denver, Colo. (Mullen)
52	Ryan Gackle	LB	6-2	225	Fr.	HS	Colorado Springs, Colo. (The Classical Academy)
53	Curtis Truett	LB	5-11	210	So.	SQ	Aurora, Colo. (Smoky Hill)
54	Dominique Ceja	DT	5-10	290	Sr.	2V	Centennial, Colo. (Grandview)
54	Hawk Hanco	OL	6-1	260	Fr.	HS	Honolulu, Hawai'i (Kamehameha)
55	Brandon Boyle	LB	6-1	215	Fr.	HS	Boulder, Colo. (Fairview)
56	Clarence Bumpas	LB	6-1	235	So.	TR	Colorado Springs, Colo. (Kansas State/Sierra)
57	Jake Solomon	OL	6-4	315	Jr.	JC	Gilbert, Ariz. (Mesa CC/Mesquite)
58	Matt Heppard	DL	6-1	230	Jr.	1V	Greenwood Village, Colo. (Cherry Creek)
59	Chris Sanchez	LB	6-3	210	Fr.	HS	Arvada, Colo. (Arvada West)
62	Jonathan Martin	DL	5-10	270	Sr.	1V	Colorado Springs, Colo. (U. of Mary/Rampart)
63	Marcus Felker	DT	6-1	370	Sr.	1V	Thornton, Colo. (Wyoming/HS)
64	Zak Thrall	OL	6-3	285	So.	SQ	Eagle, Colo. (Eagle Valley)
65	Alex Shapiro	C/OG	6-4	295	Sr.	3V	Englewood, Colo. (Cherry Creek)
67	Amal Gumbs	OL	6-3	295	Sr.	3V	Denver, Colo. (Kent Denver)
69	Jake Schalamon	OL	6-3	260	Jr.	2V	Boulder, Colo. (Fairview)
70	Josue Miranda	OL	6-2	290	Fr.	HS	Bisbee, Ariz. (HS)
71	Chris Anderson	OL					
72	Rick Aversano	OL	6-3	270	Jr.	1V	Santa Clarita, Calif. (Santa Barbara C.C./Hart)
73	Nick Urbaniak	TE	6-5	250	Jr.	SQ	Colorado Springs, Colo. (Palmer)
74	Sean Palinckx	OL	6-7	300	Fr.	HS	Parker, Colo. (Ponderosa)
75	Filipo Mose	OT	6-5	330	Fr.	HS	Long Beach, Calif. (Long Beach Poly)
76	Lee Barbiasz	OT	6-7	300	Sr.	3V	Milford, N.H. (Kent Prep)
77	Nick Candler	OT	6-6	270	Jr.	1V	Boulder, Colo. (HS)
79	Connor Pawlak	OL	6-2	270	Fr.	RS	Glenwood Springs, Colo. (HS)
80	Denzel Washington	WR	6-5	200	Fr.	HS	Littleton, Colo. (HS)
82	Denzel Hutchings	WR	5-11	175	Sr.	3V	Aurora, Colo. (Hinkley)
83	Sean Leslie	WR	6-3	195	Fr.	HS	Arvada, Colo. (Arvada West)
84	Doug Steele	TE	6-4	245	Jr.	1V	Tucson, Ariz. (Pima CC/Canyon Del Oro)
85	Darin McDonald	ATH	6-3	210	Jr.	1V	Greenwood Village, Colo. (Wyo./Cherry Creek)
86	Derek Vander Velde	WR	6-5	195	Fr.	HS	Littleton, Colo. (Dakota Ridge)
87	Trevor Evanson	WR	6-5	200	Fr.	HS	Golden, Colo. (HS)
88	Cameron Stewart	WR	6-4	225	So.	RS	Eaton, Colo. (HS)
89	Christian Remmo	OL	6-4	245	Fr.	HS	Loveland, Colo. (Fairview)
90	Raymond Rudolph	DL					
91	Devontae Chapple	DE	6-6	245	Fr.	RS	Denver, Colo. (Northglenn)
92	Chris Urbaniak	DE	6-4	230	Fr.	HS	Colorado Springs, Colo. (Palmer)
94	Lexington Smith	DL	6-3	295	Fr.	RS	Denver, Colo. (Denver East)
95	VJ Holmes	DE	6-3	245	Sr.	3V	Colorado Springs, Colo. (Doherty)
97	Nick Hemon	DE	6-1	220	Sr.	3V	Castle Rock, Colo. (Douglas County)
98	Sawyer Monson	DL	6-4	215	Fr.	RS	Aurora, Colo. (Cherokee Trails)
99	Marcus Lucas	DE	6-3	235	Jr.	2V	Aurora, Colo. (Rangeview)
	Albert Dunn	LB	6-0	220	Fr.	HS	Aurora, Colo. (Centauri)
	Kail Voigt	DB	6-2	195	Fr.	HS	Windsor, Colo. (HS)

## 2011 SIGNEES

NAME	Pos.	Ht.	Wt.	HIGH SCHOOL
TRAVIS BERNARD	RB	5-8	185	VALLEY CENTER, CALIF. (VALLEY CENTER HIGH)
BRANDAN BOYLE	LB	6-1	215	BOULDER, COLO. (FAIRVIEW HIGH)
ISIAH COOPER	CB	5-8	150	BOWLING GREEN, KY. (DENVER MONTBELLO HIGH)
RYAN GACKLE	LB	6-2	225	COLORADO SPRINGS, COLO. (THE CLASSICAL ACADEMY)
KYLE GRIFFIN	RB	6-2	195	SAN DIEGO, CALIF. (RALSTON VALLEY HIGH - COLORADO)
TEVIN JACKSON	ATH	6-1	185	HOMESTEAD, FLA. (SOUTH DADE SENIOR HIGH)
SEAN LESLIE	WR	6-3	195	ARVADA, COLO. (ARVADA WEST HIGH)
SEAN PALINCKX	OL	6-7	300	PARKER, COLO. (PONDEROSA HIGH)
CHRISTIAN REMMO	OL	6-4	245	LOVELAND, COLO. (FAIRVIEW HIGH)
CHRIS SANCHEZ	LB	6-3	210	ARVADA, COLO. (ARVADA WEST)
JAKE SOLOMON	OL	6-4	315	GILBERT, ARIZ. (MESA CC/MESQUITE HIGH)
DIMITRI STIMPFIL	WR	5-10	165	HOMESTEAD, FLA. (SOUTH DADE SENIOR HIGH)
CHRIS URBANIAC	DE	6-4	230	COLORADO SPRINGS, COLO. (PALMER HIGH)
DEREK VANDER VELDE	WR	6-5	195	LITTLETON, COLO. (DAKOTA RIDGE HIGH)
AISEA VAVE	LB	6-3	245	KAHALUI, HAWAII (MESA CC/MERIDIAN HS)
DENZEL WASHINGTON	WR	6-5	200	LITTLETON, COLO. (LITTLETON HIGH)

## BEAR RECORD BY SEASON (Since 1970)

Year	Coach	Big Sky				RANK	Overall			
		W	L	T	PCT		W	L	T	PCT
1970	Bob Blasi	-	-	-	-	-	7	2	0	.778
1971	Bob Blasi	-	-	-	-	-	8	1	1	.889
1972	Bob Blasi	-	-	-	-	-	6	3	0	.667
1973	Bob Blasi	-	-	-	-	-	7	3	0	.700
1974	Bob Blasi	-	-	-	-	-	8	1	0	.889
1975	Bob Blasi	-	-	-	-	-	8	1	0	.889
1976	Bob Blasi	-	-	-	-	-	6	3	0	.667
1977	Bob Blasi	-	-	-	-	-	3	6	0	.333
1978	Bob Blasi	-	-	-	-	-	4	6	0	.400
1978	Bob Blasi	-	-	-	-	-	2	8	0	.200
1980	Bob Blasi	-	-	-	-	-	7	4	0	.636
1981	Bob Blasi	-	-	-	-	-	5	4	0	.555
1982	Bob Blasi	-	-	-	-	-	5	3	1	.555
1983	Bob Blasi	-	-	-	-	-	4	6	0	.400
1984	Bob Blasi	-	-	-	-	-	3	8	0	.272
1985	Ron Simonson	-	-	-	-	-	2	9	0	.182
1986	Ron Simonson	-	-	-	-	-	3	8	0	.272
1987	Ron Simonson	-	-	-	-	-	3	8	0	.272
1988	Ron Simonson	-	-	-	-	-	5	5	0	.500
1989	Joe Glenn	-	-	-	-	-	6	4	0	.600
1990	Joe Glenn	-	-	-	-	-	7	4	0	.637
1991	Joe Glenn	-	-	-	-	-	8	3	0	.727
1992	Joe Glenn	-	-	-	-	-	6	5	0	.545
1993	Joe Glenn	-	-	-	-	-	8	3	0	.727
1994	Joe Glenn	-	-	-	-	-	7	4	0	.637
1995	Joe Glenn	-	-	-	-	-	9	3	0	.750
1996	Joe Glenn	-	-	-	-	-	12	3	0	.800
1997	Joe Glenn	-	-	-	-	-	13	2	0	.867
1998	Joe Glenn	-	-	-	-	-	12	2	0	.857
1999	Joe Glenn	-	-	-	-	-	11	2	0	.846
2000	O. Kay Dalton	-	-	-	-	-	4	7	0	.364
2001	O. Kay Dalton	-	-	-	-	-	7	4	0	.637
2002	O. Kay Dalton	-	-	-	-	-	12	2	0	.857
2003	O. Kay Dalton	-	-	-	-	-	9	2	0	.818
2004	O. Kay Dalton	-	-	-	-	-	2	9	0	.182
2005	O. Kay Dalton	-	-	-	-	-	4	7	0	.364
2006	Scott Downing	0	8	0	.000	9	1	10	0	.091
2007	Scott Downing	1	7	0	.125	9	1	11	0	.083
2008	Scott Downing	1	7	0	.125	T8	1	10	0	.091
2009	Scott Downing	1	7	0	.125	T7	3	8	0	.273
2010	Scott Downing	2	6	0	.250	7	3	8	0	.273

# PORTLAND STATE VIKINGS

## VIKING QUICK FACTS

**LOCATION:** PORTLAND, ORE.  
**ENROLLMENT:** 29,818  
**NICKNAME:** VIKINGS  
**COLORS:** GREEN, WHITE, SILVER  
**STADIUM/CAPACITY:** JELD-WEN FIELD (18,627)  
**PLAYING SURFACE:** FIELD TURF  
**PRESIDENT:** DR. WIM WIEWEL  
**ATHLETICS DIRECTOR:** TORRE CHISHOLM  
**ASST. AD/MEDIA RELATIONS:** MIKE LUND  
**PHONE:** (503) 725-5602 (OFFICE)  
(503) 466-9780 (HOME)  
(503) 866-0236 (CELL)  
(503) 294-2942 (PRESS BOX)  
**E-MAIL:** LUNDM@PDX.EDU  
**ATHLETIC WEB SITE:** WWW.GOVIKS.COM

## VIKING FOOTBALL FACTS

**HEAD COACH:** NIGEL BURTON  
**RECORD AT PSU (YEARS):** 2-9 (1)  
**OVERALL RECORD (YEARS):** 2-9 (1)  
**FOOTBALL OFFICE PHONE:** (503) 725-5625  
**BEST TIME TO CONTACT COACH:** CONTACT SID  
**2010 RECORD:** 2-9, 1-7 BIG SKY  
**BIG SKY TITLES:** NONE  
**FCS POSTSEASON RECORD:** 0-1  
**NCAA FCS CHAMPIONSHIPS:** NONE

## VIKING FOOTBALL STAFF

**HEAD COACH:** NIGEL BURTON  
**DEFENSIVE COORD./SAFETIES:** ERIC JACKSON  
**OFFENSIVE COORD./QBS:** BRUCE BARNUM  
**RUNNING BACKS COACH:** JOHN ELY  
**DEFENSIVE LINE:** MALIK ROBERSON  
**LINEBACKERS:** AHMED ZARRUGH  
**OFFENSIVE LINE:** BRAD DAVIS  
**WIDE RECEIVERS:** STEVE COOPER  
**ASSISTANT DEFENSIVE LINE:** RICHARD SEIGLER  
**TIGHT ENDS:** MATT LEUNEN  
**SPECIAL TEAMS:** STACY COLLINS

## VIKING PERSONNEL

**OFFENSIVE FORMATION:** PISTOL  
**DEFENSIVE FORMATION:** 4-3  
**STARTERS RETURNING: (O/D/SP):** 9/9/3  
**LETTERMEN RETURNING:** 49  
**LETTERMEN LOST:** 21  
**RETURNING ALL-CONF. PERFORMERS:** 9



## PSU TEAM NOTES

◆ Second-year Head Coach Nigel Burton welcomes back 49 letterwinners. Moreover, Burton is excited that 21 starters return for the Vikings, including nine on offense, nine on defense and all three special teams roles.

◆ Portland State averaged a league-best 203.3 rushing yards per game in 2010. Portland State was last in the Big Sky in rushing offense in 2007, 2008 and 2009.

◆ Portland State will play 2011 Rose Bowl Champion Texas Christian University in Fort Worth on Sept. 24. TCU finished the 2010 season 13-0.

◆ PSU returns to its traditional home downtown stadium now known as JELD-WEN Field. The former PGE Park and Civic Stadium underwent a major renovation during the last season, forcing the Vikings to play at Hillsboro Stadium. PSU will play six home games in its new digs this season. Portland State played just four home games in 2010.

◆ Portland State will look to snap a seven-game losing streak when it opens the 2011 season at home against Southern Oregon.



## PSU ADMINISTRATION



DR. WIM WIEWEL  
PRESIDENT



DR. BOB LOCKWOOD  
FACULTY ATHLETIC  
REPRESENTATIVE



TORRE CHISHOLM  
ATHLETICS  
DIRECTOR



BARBARA DEARING  
SENIOR WOMAN  
ADMINISTRATOR



MIKE LUND  
ASST. A.D./  
MEDIA RELATIONS

# PORTLAND STATE VIKINGS

## PSU 2011 SCHEDULE

DATE	OPPONENT	SITE	TIME	SERIES	LAST MEETING
9/3	SOUTHERN OREGON	PORTLAND, ORE.	1:05	SO 11-9-1	PSU 34-10, 2009
9/17	*NORTHERN ARIZONA	PORTLAND, ORE.	5:05	NAU 14-4	NAU 62-14, 2010
9/24	AT TCU	FORT WORTH, TEXAS	1:05	FIRST MEETING	
10/1	*AT IDAHO STATE	POCATELLO, IDAHO	1:35	ISU 23-12-1	PSU 38-3, 2010
10/8	*MONTANA STATE	PORTLAND, ORE.	1:05	MSU 16-9	MSU 44-31, 2010
10/15	*AT MONTANA	MISSOULA, MONT.	1:05	UM 27-11	UM 23-21, 2010
10/22	WILLAMETTE	PORTLAND, ORE.	5:05	FIRST MEETING	
10/29	*AT EASTERN WASHINGTON	CHENEY, WASH.	1:05	PSU 18-14-1	EWU 50-17, 2010
11/5	*SACRAMENTO STATE	PORTLAND, ORE.	1:05	PSU 21-9	SAC 28-15, 2010
11/12	*AT NORTHERN COLORADO	GREELEY, COLO.	12:05	PSU 6-2	NC 35-20, 2010
11/19	*WEBER STATE	PORTLAND, ORE.	1:05	WSU 19-12	WSU 44-41, 2010

\*BIG SKY CONFERENCE GAME

TIMES LOCAL TO SITE/SUBJECT TO CHANGE

## 2010 RESULTS

DATE	TEAM	RESULT
9/4	AT ARIZONA STATE	L 54-9
9/11	AT UC DAVIS	W 41-33
9/18	AT OREGON	L 69-0
10/2	*IDAHO STATE	W 38-3
10/19	*AT MONTANA STATE	L 44-31
10/16	*MONTANA	L 23-21
10/23	*AT WEBER STATE	L 44-41
10/30	*EASTERN WASHINGTON	L 50-17
11/6	*AT SACRAMENTO STATE	L 28-15
11/13	*NORTHERN COLORADO	L 35-30
11/20	*AT NORTHERN ARIZONA	L 62-14

\*BIG SKY CONFERENCE GAME



*Quarterback Connor Kavanaugh*



*Linebacker Ryan Rau*

## PSU STAR WATCH

**DESHAWN SHEAD**  
SAFETY  
6-2, 210, Sr.




◆ MAKING THE TRANSITION TO STRONG SAFETY AFTER PLAYING CORNERBACK HIS FIRST THREE SEASONS.

◆ FIRST-TEAM ALL-BIG SKY IN 2008. SECOND TEAM IN 2010.

◆ ENTERS SENIOR SEASON WITH NINE CAREER INTERCEPTIONS AND 21 PASS BREAKUPS.

**CONNOR KAVANAUGH**  
QUARTERBACK  
6-0, 185, Sr.



◆ HONORABLE MENTION ALL-CONFERENCE IN 2010.

◆ LED BIG SKY QUARTERBACKS WITH 506 RUSHING YARDS IN 2010. RUSHED FOR AT LEAST 100 YARDS IN THREE GAMES.

◆ THREW FOR 1,109 YARDS AND SIX TOUCHDOWNS AND JUST THREE INTERCEPTIONS.

**CORY McCAFFREY**  
RUNNING BACK  
5-9, 185, Sr.



◆ FIRST TEAM ALL-CONFERENCE IN 2010.

◆ THE LEAGUE'S TOP RETURNING RUSHER. GAINED 1,287 YARDS WITH 10 TOUCHDOWNS AS A JUNIOR.

◆ RUSHED FOR AT LEAST 100 YARDS IN EIGHT GAMES, INCLUDING A CAREER-HIGH 226 AGAINST NORTHERN COLORADO.

# PORTLAND STATE VIKINGS

## NIGEL BURTON FILE



Head Coach  
Nigel Burton

**ALMA MATER:** WASHINGTON '99  
**YEARS AT PSU:** SECOND  
**RECORD AT PSU:** 2-9  
**CAREER RECORD/YEARS:** 2-9



◆ THE 35-YEAR-OLD BURTON WAS NAMED THE VIKINGS' HEAD COACH ON DEC. 8, 2009

◆ SPENT THE 2008 AND 2009 SEASONS AS NEVADA'S DEFENSIVE COORDINATOR

◆ HAS ALSO SERVED AS AN ASSISTANT AT SOUTH FLORIDA (2000), PORTLAND STATE (2001-02) AND OREGON STATE (2003-07).

◆ PLAYED THREE SEASONS AT WASHINGTON, STARTING THREE SEASONS AT SAFETY. BEGAN HIS COLLEGIATE CAREER AT PACIFIC

### BURTON'S RECORD VS. BIG SKY SCHOOLS

SCHOOL	Won	Lost
EASTERN WASHINGTON	0	1
IDAHO STATE	1	0
MONTANA	0	1
MONTANA STATE	0	1
NORTHERN ARIZONA	0	1
NORTHERN COLORADO	0	1
SACRAMENTO STATE	0	1
WEBER STATE	0	1

### BURTON'S YEAR-BY-YEAR

YEAR	TEAM	OVERALL	CONFERENCE	FINISH
2010	PORTLAND STATE	2-9	1-7	8
TOTALS		2-9	1-7	

### 2010 TEAM STATISTICS

TEAM STATISTICS	PSU	OPP			
SCORING	257	445			
Points Per Game	23.4	40.5			
FIRST DOWNS	209	207			
Rushing	101	92			
Passing	92	94			
Penalty	16	21			
RUSHING YARDAGE	2236	2562			
Yards gained rushing	2587	2800			
Yards lost rushing	351	238			
Rushing Attempts	471	414			
Average Per Rush	4.7	6.2			
Average Per Game	203.3	232.9			
TDs Rushing	17	30			
PASSING YARDAGE	2126	2543			
Comp-Att-Int	178-330-10	160-292-8			
Average Per Pass	6.4	8.7			
Average Per Catch	11.9	15.9			
Average Per Game	193.3	231.2			
TDs Passing	9	27			
TOTAL OFFENSE	4362	5105			
Total Plays	801	706			
Average Per Play	5.4	7.2			
Average Per Game	396.5	464.1			
KICK RETURNS: #-Yards	61-1176	61-1176			
PUNT RETURNS: #-Yards	17-73	28-265			
INT RETURNS: #-Yards	8-139	10-131			
KICK RETURN AVERAGE	19.3	25.0			
PUNT RETURN AVERAGE	4.3	9.5			
INT RETURN AVERAGE	17.4	13.1			
FUMBLES-LOST	27-16	18-12			
PENALTIES-Yards	89-714	76-701			
Average Per Game	64.9	63.7			
PUNTS-Yards	59-2371	58-2182			
Average Per Punt	40.2	37.6			
Net punt average	35.4	35.7			
TIME OF POSSESSION/Game	33:43	26:16			
3RD-DOWN Conversions	54/169	47/138			
3rd-Down Pct	32%	34%			
4TH-DOWN Conversions	9/25	7/11			
4th-Down Pct	36%	64%			
SACKS BY-Yards	15-86	21-171			
TOUCHDOWNS SCORED	29	59			
FIELD GOALS-ATTEMPTS	18-26	13-16			
ON-SIDE KICKS	0-1	1-1			
RED-ZONE SCORES	21-31 68%	39-48 81%			
RED-ZONE TOUCHDOWNS	14-31 45%	31-48 65%			
PAT-ATTEMPTS	23-23 100%	48-56 86%			
ATTENDANCE	19579	142356			
Games/Avg Per Game	4/4895	7/20337			
<b>SCORE BY QUARTERS</b>	<b>1st</b>	<b>2nd</b>	<b>3rd</b>	<b>4th</b>	<b>Total</b>
Portland State	58	91	51	57	257
Opponents	100	145	108	92	445

### 2010 INDIVIDUAL STATISTICAL LEADERS

RUSHING	GP	Att	Gain	Loss	Net	Avg	TD	Long	Avg/G
Cory McCaffrey	11	231	1364	77	1287	5.6	10	48	117.0
C. Kavanaugh	8	85	616	110	506	6.0	4	75	63.2
Willie Griffin	9	67	239	35	204	3.0	2	20	22.7
PASSING	G	Effic	Comp-Att-Int	Pct	Yds	TD	Lng	Avg/G	
Tygue Howland	11	95.04	85-175-7	48.6	1017	3	29	92.5	
C. Kavanaugh	8	129.84	93-154-3	60.4	1109	6	62	138.6	
RECEIVING	G	No.	Yds	Avg	TD	Long	Avg/G		
Nick Hutter	10	38	521	13.7	3	50	52.1		
Justin Monahan	11	30	369	12.3	2	37	33.5		
Julius Thomas	11	29	453	15.6	2	55	41.2		
Cory McCaffrey	11	17	136	8.0	1	23	12.4		
PUNT RETURNS	No.	Yds	Avg	TD	Long				
AJ Powell	16	75	4.7	0	10				
INTERCEPTIONS	No.	Yds	Avg	TD	Long				
Manoa Latu	3	44	14.7	1	43				
Joel Sisler	2	33	16.5	1	33				
KICK RETURNS	No.	Yds	Avg	TD	Long				
Nevin Lewis	17	431	25.4	1	92				
AJ Powell	17	303	17.8	0	34				
DeShawn Sheard	11	209	19.0	0	35				
Ray Fry	11	147	13.4	0	20				
SCORING	TD	FGs	Kick	Rush	Rcv	Pass	DXP	Saf	Points
Zach Brown	0	18-26	23-23	1-1	0	0-0	0	0	79
Cory McCaffrey	11	0-0	0-0	0-0	0	0-0	0	0	66
C. Kavanaugh	4	0-0	0-0	0-0	0	0-0	0	0	24
Nick Hutter	3	0-0	0-0	0-0	0	0-0	0	0	18
Julius Thomas	2	0-0	0-0	0-0	2	0-0	0	0	16
Justin Monahan	2	0-0	0-0	0-0	0	0-0	0	0	12
Willie Griffin	2	0-0	0-0	0-0	0	0-0	0	0	12
Ricky Cookman	2	0-0	0-0	0-0	0	0-0	0	0	12
TOTAL OFFENSE	G	Plays	Rush	Pass	Total	Avg/G			
C. Kavanaugh	8	239	506	1109	1615	201.9			
Cory McCaffrey	11	231	1287	0	1287	117.0			
Tygue Howland	11	206	53	1017	1070	97.3			
Willie Griffin	9	67	204	0	204	22.7			
ALL PURPOSE	G	Rush	Rec	PR	KOR	IR	Tot	Avg/G	
Cory McCaffrey	11	1287	136	0	0	0	1423	129.4	
Nick Hutter	10	18	521	0	0	0	539	53.9	
C. Kavanaugh	8	506	-4	0	0	0	502	62.8	
Nevin Lewis	7	15	48	0	431	0	494	70.6	
Julius Thomas	11	0	453	0	0	0	453	41.2	
AJ Powell	11	21	0	75	303	0	399	36.3	
Justin Monahan	11	0	369	0	0	0	369	33.5	
Ray Fry	4	0	114	0	147	0	261	65.2	

# PORTLAND STATE VIKINGS

No.	NAME	Pos.	Ht.	Wt.	Yr.	Exp.	HOMETOWN (HIGH SCHOOL/PREVIOUS SCHOOL)
1	CORY McCAFFREY	RB	5-9	185	SR	3V	SISTERS, OR (SISTERS)
2	NICK GREEN	FS	6-2	200	JR	1V	RIDGEFIELD, WA (CENTRAL CATH/AIR FORCE)
3	KHALIL BASS	LB	6-2	230	JR	JC	ENCINO, CA (CRESPI/C. OF THE CANYONS)
4	AARON KINCY	CB	6-1	190	JR	JC	ST. PETERSBURG, FL (MURRAY ST/BUTTE JC)
5	ROSTON TATUM	WR	6-2	205	FR	GS	FORT WORTH, TX (NORTH CROWLEY)
6	CONNOR KAVANAUGH	QB	6-0	185	SR	3V	PORTLAND, OR (LINCOLN)
7	KENNY DAVIS	WR	6-2	190	JR	JC	PACOIMA, CA (BIRMINGHAM/LA PIERCE)
8	JOSH MILHOLLIN	QB	6-4	190	FR	RS	MEDFORD, OR (SOUTH MEDFORD)
9	AJ POWELL	WR	5-8	165	SO	1V	PASADENA, CA (CHARTER OAKS)
10	THOMAS CARTER	QB	5-10	185	FR	HS	SAN BERNARDINO, CA (CAJON)
12	KALLIA NOA	TE	6-1	230	JR	2V	KULIYOU, HI (KAISER)
13	DREW HUBEL	QB	6-5	205	SR	RS-3V	CORVALLIS, OR (CORVALLIS)
14	DAVID JONES	QB/WR	6-1	205	FR	HS	KENT, WA (KENT-MERIDIAN)
15	MANOA LATU	FS	6-1	205	SR	1V	KAPAHULU, HI (SAINT LOUIS/Mt. SAC)
15	JUSTIN ENGSTROM	QB	6-5	210	SR	2V	SCAPPOOSE, OR (SCAPPOOSE/OREGON ST.)
16	HANK TAYLOR	WR	6-3	205	JR	SQ	TOLEDO, OH (ANTHONY WAYNE/Mt. UNION)
16	JUSTIN LILLEY	CB	5-11	205	SO	1V	THOUSAND OAKS, CA (WESTLAKE)
17	MAL LEFFLER	QB	6-2	205	FR	HS	SIMI VALLEY, CA (GRACE BRETHERN)
17	ROBERT TRUAX	K	5-7	175	SR	3V	WEST LINN, OR (WEST LINN)
18	RICKY COOKMAN	WR	5-11	195	SR	3V	CLACKAMAS, OR (CLACKAMAS/BOISE STATE)
19	ZACH BROWN	K	6-1	180	JR	2V	KEIZER, OR (McNARY)
20	SHAQUILLE RICHARD	RB	5-8	175	FR	HS	HAWTHORNE, CA (JUNIPERO SERRA)
21	DAVID ROSS	CB	6-0	190	SR	1V	COMPTON, CA (DOMINGUEZ/OREGON ST.)
22	NATHAN SNOW	SS	5-11	190	JR	2V	HOUSTON, TX (CLEAR LAKE)
23	ANDREW GODINET	CB	5-8	170	JR	SQ-1V	WAIPIAHU, HI (KAMEHAMEHA/HAWAII)
24	DESHAWN SHEAD	SS	6-2	210	SR	3V	PALMDALE, CA (HIGHLAND)
25	MICHAEL WILLIAMS	CB	5-9	165	JR	2V	HOUSTON, TX (ALDINE)
26	KARRINGTON JONES	CB	6-2	175	FR	RS	LOS ANGELES, CA (WEST ADAMS PREP)
27	DONTE ALMOND	SS	6-2	195	SR	1V	MILPITAS, CA (MILPITAS/FOOTHILL JC)
28	WILLIE GRIFFIN	RB	5-8	195	SR	1V	OAKLAND, CA (MCCLYMONDS/WASHINGTON)
29	DENZEL DAVIS	CB	5-9	170	JR	2V	GARLAND, TX (SOUTH GARLAND)
30	THOMAS DUYNDAAM	P	6-4	215	JR	2V	MELBOURNE, AUSTRALIA (ST. BERNARD'S)
31	DEMETRIUS JACKSON	CB	5-10	180	FR	HS	DUARTE, CA (BALDWIN PARK)
32	DIONTE BROOKS	LB	6-2	220	JR	RS	COMPTON, CA (COMPTON/EL CAMINO JC)
33	COREY CROWDER	LB	6-1	205	FR	RS	ELK GROVE, CA (CHRISTIAN BROTHERS)
34	RYAN RAU	LB	6-1	230	SR	3V	FOLSOM, CA (FOLSOM)
35	RONNIE SIMMONS	WR	6-0	175	FR	RS	OREGON CITY, OR (OREGON CITY)
39	BEN BOWEN	RB	5-10	200	JR	2V	VISALIA, CA (Mt. WHITNEY)
40	WALTER SANTIAGO	S	5-11	185	FR	HS	KAHUKU, HI (KAMEHAMEHA)
41	TYLER TURITURI	DB	6-2	220	FR	HS	CENTRAL POINT, OR (CRATER)
42	JOEL SISLER	LB	6-2	210	JR	2V	ESCONDIDO, CA (ESCONDIDO)
43	TAYLOR MARTINEK	TE	6-3	220	FR	RS	PORTLAND, OR (JESUIT)
44	SHANE MELBO	LB	6-1	220	SR	1V	ESCONDIDO, CA (SAN PASQUAL/PALOMAR JC)
45	VINCENT JOHNSON	DT	6-2	265	FR	RS	FORT WORTH, TX (NORTH CROWLEY)
46	BRANDON TOBIAS	DE	6-2	220	FR	RS	TORRANCE, CA (NORTH)
47	MYLES WADE	DT	6-1	300	GR	TR	PORTLAND, OR (CENTRAL CATHOLIC/TEXAS TECH)
48	BRAEDYN EAGLE	LS	6-2	240	SR	3V	CARLSBAD, CA (CARLSBAD)
49	MICHAEL PLUMMER	FS	6-2	210	SO	1V	GRESHAM, OR (SAM BARLOW/IDAHO)
50	KAWIKA STANT	LB	5-11	220	FR	HS	HAAULA, HI (KAMEHAMEHA)
52	DENNIS TAYLOR	LB	6-0	230	FR	HS	FONTANA, CA (KAISER)
53	KEVIN KONRATH	LB	6-3	230	SR	2V	CHICAGO, IL (BROTHER RICE/HARPER JC)
54	JAYCOB SHOEMAKER	LB	6-0	230	JR	2V	SACRAMENTO, CA (CASA ROBLE)
55	MAJOR HARRIS	DE	6-3	220	FR	RS	SALEM, OR (McKAY)
56	JEREMY BOONE	DE	6-4	260	JR	JC	CLEVELAND, OH (SHAKER HTS/C. OF CANYONS)
57	IAN SLUSS	LB	6-0	225	JR	RS	VISTA, CA (RANCHO BUENA VISTA/REDLANDS)
58	ANTHONY DAVIS	LB	5-11	220	SR	2V	BILLINGS, MT (NORMATIVE PREP/GLENDALE CC)
60	ANGELO TUPPER	OL	6-3	270	FR	HS	PORTLAND, OR (MADISON)
61	ADAM KLEFFNER	OL	6-3	310	SR	3V	PORTLAND, OR (JESUIT)
62	JOHN WALL	OL	6-2	275	SO	SQ	BEAVERTON, OR (SOUTHRIDGE)
63	DYLAN SOUDERS	OL	6-4	290	FR	HS	PORTLAND, OR (DAVID DOUGLAS)
64	MITCHELL VAN DYK	OL	6-9	290	SO	1V	PASO ROBLES, CA (PASO ROBLES)
65	THOMAS ROBERTSON	OL	6-4	275	SO	SQ	HOUSTON, TX (WESTFIELD)
66	MITCH GAULKE	OL	6-2	265	SO	1V	WEST LINN, OR (WEST LINN)
67	MANUEL ROJAS	OL	6-2	290	JR	2V	FULLERTON, CA (FULLERTON)
68	ALEX COSENZA	OL	6-3	275	SO	1V	CHANDLER, AZ (HAMILTON)
69	KYLE RITT	OL	6-2	290	JR	2V	ALOHA, OR (ALOHA)
70	DERECK JESTER	DE	6-4	240	JR	2V	THOUSAND OAKS, CA (THOUSAND OAKS)
71	COLETON LANGDON	OL	6-2	275	FR	RS	RENTON, WA (LIBERTY)
72	DALTON JASSO	OL	6-2	280	JR	2V	LAKEWOOD, CA (LAKEWOOD)
73	JOHN WOLFE	OL	6-3	290	FR	HS	GRESHAM, OR (SAM BARLOW)
74	ANTONIO DANEK	OL	6-4	295	JR	SQ	MILWAUKIE, OR (CENTRAL CATHOLIC/NAU)
75	JOEY ESPOSITO	OL	6-4	300	JR	RS	R. PALOS VERDES, CA (EL CAMINO JC)
76	BRUCE SELMANUTAFU	OL	6-5	350	JR	RS	STOCKTON, CA (FRANKLIN/Mt. SAC)
77	CORNELIUS EDISON	OL	6-3	285	FR	HS	UNIVERSITY PLACE, WA (CURTIS)
78	ANTHONY MOXLEY	OL	6-6	315	JR	JC	MORENO VALLEY, CA (Mt. SAN JACINTO JC)
79	DUSTIN WALDRON	OL	6-6	280	SR	3V	PLEASANT HILL, OR (MARIST)
80	GREYLIN JAMES	TE	6-1	220	JR	1V	FEDERAL WAY, WA (FEDERAL WAY)
81	ANTWIN BAKER	WR	5-8	175	GR	HS	FRESNO, CA (NORTH HOLLYWOOD)
82	SEMAJ HARRIS	WR	5-9	170	FR	RS	LOS ANGELES, CA (LEUZINGER)
83	ALEX TOUREEN	WR	6-0	180	FR	HS	COTTAGE GROVE, OR (COTTAGE GROVE)
84	JUSTIN MONAHAN	WR	6-2	195	JR	1V	WEST LINN, OR (WEST LINN/WHITWORTH)
85	NEVIN LEWIS	WR	6-2	195	JR	2V	CULVER, OR (CULVER)
86	GAGE LOFTIN	TE	6-4	245	JR	JC	SPANISH FORK, UT (SPANISH FORK/SNOW)
87	KEITRELL ANDERSON	WR	5-9	170	JR	2V	HOUSTON, TX (ALDINE)
88	KYLE McMILLIN	TE	6-2	240	SR	1V	MERCED, CA (GOLDEN VALLEY/MERCED JC)
89	TAYLOR MEYRICK	TE	6-5	275	FR	RS	OREGON CITY, OR (OREGON CITY)
90	JAMES SEUMA'ALA	DL	6-3	240	FR	RS	FEDERAL WAY, WA (FEDERAL WAY)
91	TREE THOMAS	TE	6-8	250	SR	HS	OAKLAND, CA (SAN LEANDRO)
93	CARL SOMMER	DE	6-4	260	SR	2V	WILSONVILLE, OR (WILSONVILLE/OREGON ST.)
94	BRYANT LONG	DE	6-3	245	SO	1V	SOUTH ORANGE, NJ (HARGRAVE MILITARY)
95	JULIUS MOORE	DT	6-0	290	SO	1V	BELLEVUE, WA (BELLEVUE)
96	MIKE DAVIS	DE	6-4	235	FR	HS	CHICO, CA (CHICO)
97	ALIKA VAIESE	DT	6-1	280	SR	1V	KALINI, HI (EDUCATION LAB/PALOMAR JC)
99	JACK FORBES	DE	6-3	225	SR	1V	PACIFICA, CA (TERRA NOVA/C. OF SAN MATEO)

## 2011 SIGNEES

High School					
NAME	Pos.	Ht.	Wt.	HOMETOWN (HIGH SCHOOL)	
MIKE DAVIS	DE	6-4	235	CHICO, CALIF. (CHICO HS)	
CORNELIUS EDISON	OL	6-3	285	UNIVERSITY PLACE, WASH. (CURTIS HS)	
DAVID JONES	WR	6-1	205	KENT, WASH. (KENT-MERIDIAN HS)	
DEMETRIUS JACKSON	CB	5-10	180	DUARTE, CALIF. (BALDWIN PARK HS)	
SHAQUILLE RICHARD	RB	5-8	175	HAWTHORNE, CALIF. (JUNIPERO SERRA HS)	
WALTER SANTIAGO	S	5-11	185	KAHUKU, HAWAII (KAMEHAMEHA HS)	
KAWIKA STANT	LB	5-11	220	HAUULA, HAWAII (KAMEHAMEHA HS)	
SADAT SULLY	DE	6-2	235	SPANAWAY, WASH. (SPANAWAY LAKE HS)	
DENNIS TAYLOR	LB	6-0	230	FONTANA, CALIF. (KAISER HS)	
ALEX TOUREEN	WR	6-0	180	COTTAGE GROVE, ORE. (COTTAGE GROVE HS)	
TYLER TURITURI	ATH	6-2	220	CENTRAL POINT, ORE. (CRATER HS)	
JOHN WOLFE	OL	6-3	280	GRESHAM, ORE. (SAM BARLOW HS)	

## JUNIOR COLLEGE TRANSFERS

NAME	Pos.	Ht.	Wt.	YEAR	EXP.	HOMETOWN (HIGH SCHOOL/PREVIOUS SCHOOL)
KHALIL BASS	LB	6-2	230	Jr.	JC	ENCINO, CALIF. (CRESPI HS/COLL. OF CANYONS)
KENNY DAVIS	WR	6-2	190	Jr.	JC	PACOIMA, CALIF. (BIRMINGHAM HS/LA PIERCE JC)
GAGE LOFTIN	TE	6-4	245	Jr.	JC	SPANISH FORK, UTAH (S. FORK HS/SNOW COLLEGE)
ANTHONY MOXLEY	OL	6-6	315	Jr.	JC	MORENO VALLEY, CA (VALLEY VIEW/Mt. SAN JACINTO)

## VIKING RECORD BY SEASON (Since 1970)

Year	Coach	Big Sky				RANK	Overall			
		W	L	T	PCT		W	L	T	PCT
1970	Don Read	-	-	-	-	-	6	4	0	.600
1971	Don Read	-	-	-	-	-	4	5	0	.444
1972	Ron Stratton	-	-	-	-	-	3	8	0	.273
1973	Ron Stratton	-	-	-	-	-	1	10	0	.090
1974	Ron Stratton	-	-	-	-	-	5	6	0	.455
1975	Mouse Davis	-	-	-	-	-	8	3	0	.727
1976	Mouse Davis	-	-	-	-	-	8	3	0	.727
1977	Mouse Davis	-	-	-	-	-	7	4	0	.636
1978	Mouse Davis	-	-	-	-	-	5	6	0	.455
1979	Mouse Davis	-	-	-	-	-	6	5	0	.545
1980	Mouse Davis	-	-	-	-	-	8	3	0	.727
1981	Don Read	-	-	-	-	-	2	9	0	.182
1982	Don Read	-	-	-	-	-	2	9	0	.182
1983	Don Read	-	-	-	-	-	3	7	0	.300
1984	Don Read	-	-	-	-	-	8	3	0	.727
1985	Don Read	-	-	-	-	-	4	5	1	.400
1986	Pokey Allen	-	-	-	-	-	6	5	0	.545
1987	Pokey Allen	-	-	-	-	-	11	2	1	.786
1988	Pokey Allen	-	-	-	-	-	11	3	1	.733
1989	Pokey Allen	-	-	-	-	-	9	4	0	.692
1990	Pokey Allen	-	-	-	-	-	6	5	0	.545
1991	Pokey Allen	-	-	-	-	-	11	3	0	.786
1992	Pokey Allen	-	-	-	-	-	9	4	0	.692
1993	Tim Walsh	-	-	-	-	-	8	3	0	.727
1994	Tim Walsh	-	-	-	-	-	9	3	0	.750
1995	Tim Walsh	-	-	-	-	-	8	5	0	.615
1996	Tim Walsh	1	7	0	.125	8	3	8	0	.273
1997	Tim Walsh	3	5	0	.375	7	4	7	0	.365
1998	Tim Walsh	4	4	0	.500	T4	5	6	0	.454
1999	Tim Walsh	6	2	0	.750	T2	8	3	0	.727
2000	Tim Walsh	5	3	0	.625	T2	8	4	0	.667
2001	Tim Walsh	5	2	0	.714	T2	7	4	0	.636
2002	Tim Walsh	3	4	0	.429	T4	6	5	0	.545
2003	Tim Walsh	1	6	0	.143	T7	4	7	0	.364
2004	Tim Walsh	4	3	0	.571	T3	7	4	0	.636
2005	Tim Walsh	4	3	0	.571	T4	6	5	0	.545
2006	Tim Walsh	6	2	0	.750	T2	7	4	0	.636
2007	Jerry Glanville	3	5	0	.375	T6	3	8	0	.273
2008	Jerry Glanville	3	5	0	.375	T6	4	7	0	.364
2009	Jerry Glanville	1	7	0	.125	T7	2	9	0	.182
2010	Nigel Burton	1	7	0	.125	8	2	9	0	.182

# SACRAMENTO STATE HORNETS

## HORNET QUICK FACTS

**LOCATION:** SACRAMENTO, CALIF.  
**ENROLLMENT:** 29,241  
**NICKNAME:** HORNETS  
**COLORS:** GREEN AND GOLD  
**STADIUM/CAPACITY:** HORNET STADIUM (21,195)  
**PLAYING SURFACE:** FIELD TURF  
**PRESIDENT:** DR. ALEXANDER GONZALEZ  
**ATHLETICS DIRECTOR:** DR. TERRY WANLESS  
**SPORTS INFORMATION DIRECTOR:** BRIAN BERGER  
**PHONE:** (916) 278-4313 (OFFICE)  
(916) 928-0992 (HOME)  
(916) 397-4325 (CELL)  
(916) 278-5995 (PRESS BOX)  
(916) 278-5429 (FAX)  
**E-MAIL:** BWBERGER@CSUS.EDU  
**ATHLETIC WEB SITE:** WWW.HORNETSPORTS.COM

## HORNET FOOTBALL FACTS

**HEAD COACH:** MARSHALL SPERBECK  
**RECORD AT SAC ST. (YEARS):** 20-25 (4)  
**OVERALL RECORD (YEARS):** 129-78 (19)  
**FOOTBALL OFFICE PHONE:** (916) 278-7053  
**BEST TIME TO CONTACT COACH:** MORNINGS  
**2010 RECORD:** 6-5, 5-3 BIG SKY  
**BIG SKY TITLES:** NONE  
**FCS POSTSEASON RECORD:** 0-0  
**NCAA FCS CHAMPIONSHIPS:** NONE

## HORNET FOOTBALL STAFF

**HEAD COACH:** MARSHALL SPERBECK  
**DEF. COORDINATOR:** ANTHONY PARKER  
**LINEBACKERS:** ANDY AVALOS  
**RECEIVERS/SP. TEAMS:** DANIEL DA PRATO  
**DEFENSIVE LINE:** JORDAN GIGLI  
**TIGHT ENDS:** BUSH HAMDAN  
**OFFENSIVE LINE:** CONOR RILEY  
**RUNNING BACKS:** AARON INGRAM  
**SECONDARY:** STEVE ROBERSON  
**OFFENSIVE ASSISTANT:** FRED KELLEY  
**DEFENSIVE ASSISTANT:** TYLER ALMOND  
**DIRECTOR OF OPERATIONS:** JEFF SHUMAN

## HORNET PERSONNEL

**OFFENSIVE FORMATION:** MULTIPLE  
**DEFENSIVE FORMATION:** 4-3  
**STARTERS RETURNING: (O/D/SP):** 8/8/1  
**LETTERMEN RETURNING:** 43  
**LETTERMEN LOST:** 19  
**RETURNING ALL-CONF. PERFORMERS:** 8



## SAC TEAM NOTES

◆ Sacramento State is coming off a 6-5 season in which the team tied for third in the Big Sky at 5-3. The Hornets return eight starters on offense, including five who have earned all-Big Sky accolades during their career.

◆ The 2012 schedule will give a glimpse at the future of the Big Sky as Sacramento State will face both UC Davis and Southern Utah in non-league action. The Hornets will also open their year at Oregon State.

◆ Sacramento State averaged 32.1 points per game in 2010 and increased its production as the season progressed, scoring at least 40 points four of its final seven games.

◆ Head coach Marshall Sperbeck returns for his fourth season but will have a lot of fresh faces on the staff as six new coaches joined the team during the spring.

◆ Sacramento State plays four of its final five games of the regular season at home.



## SAC ADMINISTRATION



DR. ALEXANDER  
GONZALEZ  
PRESIDENT



DR. STEVE PEREZ  
FACULTY ATHLETIC  
REPRESENTATIVE



DR. TERRY WANLESS  
ATHLETICS  
DIRECTOR



LOIS MATTICE  
SENIOR WOMAN  
ADMINISTRATOR



BRIAN BERGER  
SPORTS INFORMATION  
DIRECTOR

# SACRAMENTO STATE HORNETS

## SAC 2011 SCHEDULE

DATE	OPPONENT	SITE	TIME	SERIES	LAST MEETING
9/3	AT OREGON STATE	CORVALLIS, ORE.	1:05	OSU 1-0	OSU 43-7, 2003
9/10	AT SOUTHERN UTAH	CEDAR CITY, UTAH	1:05	SUU 6-5	SAC 23-17, 2004
9/17	*AT WEBER STATE	OGDEN, UTAH	6:05	WSU 10-5	SAC 24-17, 2010
<b>9/24</b>	<b>*MONTANA</b>	<b>SACRAMENTO, CALIF.</b>	<b>6:05</b>	<b>UM 16-0</b>	<b>UM 28-25, 2010</b>
10/1	*AT MONTANA STATE	BOZEMAN, MONT.	1:35	MSU 13-6	MSU 64-61, 2010
10/8	*AT NORTHERN COLORADO	GREELEY, COLO.	1:35	SAC 5-0	SAC 42-7, 2010
<b>10/22</b>	<b>*EASTERN WASHINGTON</b>	<b>SACRAMENTO, CALIF.</b>	<b>6:05</b>	<b>EWU 15-4</b>	<b>EWU 28-24, 2010</b>
<b>10/29</b>	<b>*NORTHERN ARIZONA</b>	<b>SACRAMENTO, CALIF.</b>	<b>6:05</b>	<b>NAU 9-7</b>	<b>SAC 40-10, 2010</b>
11/5	*AT PORTLAND STATE	PORTLAND, ORE.	1:05	PSU 21-9	SAC 28-15, 2010
<b>11/12</b>	<b>*IDAHO STATE</b>	<b>SACRAMENTO, CALIF.</b>	<b>6:05</b>	<b>SAC 9-6</b>	<b>SAC 45-17, 2010</b>
<b>11/19</b>	<b>UC DAVIS</b>	<b>SACRAMENTO, CALIF.</b>	<b>2:05</b>	<b>UCD 40-18</b>	<b>UCD 17-16, 2010</b>

\*BIG SKY CONFERENCE GAME

## 2010 RESULTS

DATE	TEAM	RESULT
9/4	AT STANFORD	L 52-17
<b>9/11</b>	<b>WESTERN OREGON</b>	<b>W 31-17</b>
<b>9/18</b>	<b>*WEBER STATE</b>	<b>W 24-17</b>
9/25	*AT MONTANA	L 28-25
<b>10/2</b>	<b>*MONTANA STATE</b>	<b>L 64-61, OT</b>
<b>10/9</b>	<b>*NORTHERN COLORADO</b>	<b>W 42-7</b>
10/23	*AT EASTERN WASHINGTON	L 28-24
10/30	*AT NORTHERN ARIZONA	W 40-10
<b>11/6</b>	<b>*PORTLAND STATE</b>	<b>W 28-15</b>
11/13	*AT IDAHO STATE	W 45-17
11/20	AT UC DAVIS	L 17-16

\*BIG SKY CONFERENCE GAME



*Quarterback  
Jeff Fleming*

*Running Back  
Bryan Hilliard*



## SAC STAR WATCH

**BRYAN HILLIARD**  
**RUNNING BACK**  
**5-11, 220, SR.**




◆ HAS EARNED ALL-BIG SKY HONORS EACH SEASON OF HIS CAREER.

◆ RUSHED FOR 883 YARDS AND 12 TOUCHDOWNS IN NINE GAMES IN 2010.

◆ RANKS THIRD IN SCHOOL HISTORY WITH 2,791 CAREER RUSHING YARDS AND IS SECOND WITH 31 CAREER TOUCHDOWNS.

**ZACK NASH**  
**DEFENSIVE END**  
**6-3, 265, SR.**



◆ WAS AN ALL-AMERICAN AND FIRST TEAM ALL-BIG SKY SELECTION AT DEFENSIVE END IN 2010.

◆ LED THE FCS WITH 16.5 TACKLES-FOR-LOSS (1.5 PER GAME).

◆ TALLIED 13.0 SACKS FOR A TOTAL OF 84 YARDS. ALSO HAD FOUR QB HURRIES AND FORCED A SCHOOL-RECORD SIX FUMBLES.

**JEFF FLEMING**  
**QUARTERBACK**  
**6-4, 195, SR.**



◆ NAMED SECOND TEAM ALL-BIG SKY AFTER THROWING FOR 2,044 YARDS AND A SCHOOL RECORD 23 TOUCHDOWNS DURING THE YEAR.

◆ SET THE SCHOOL RECORD WITH A QB EFFICIENCY RATING OF 147.42.

# SACRAMENTO STATE HORNETS



Head Coach  
Marshall Sperbeck

## MARSHALL SPERBECK FILE

**ALMA MATER:** NEVADA, '84  
**YEARS AT SACRAMENTO STATE:** FOUR  
**RECORD AT SAC STATE:** 20-25  
**CAREER RECORD/YEARS:** 129-78 (15 JC/4 NCAA)



◆ SPERBECK WAS NAMED SACRAMENTO STATE'S COACH ON JAN. 13, 2007.

SPERBECK SPENT 15 SEASONS AS THE HEAD COACH AT Foothill College in Los Altos, Calif.

◆ NO COACH IN SCHOOL HISTORY HAS WON MORE GAMES OVERALL OR IN CONFERENCE IN THEIR FIRST FOUR SEASONS THAN SPERBECK. HIS OVERALL AND CONFERENCE WINNING PERCENTAGES ALSO RANK HIM SECOND IN PROGRAM HISTORY THROUGH THREE SEASONS.

### SPEERBECK RECORD VS. BIG SKY SCHOOLS

SCHOOL	Won	Lost
EASTERN WASHINGTON	1	3
IDAHO STATE	3	1
MONTANA	0	4
MONTANA STATE	0	4
NORTHERN ARIZONA	3	1
NORTHERN COLORADO	4	0
PORTLAND STATE	3	1
WEBER STATE	1	3

### SPEERBECK YEAR-BY-YEAR

YEAR	TEAM	OVERALL	CONFERENCE	FINISH
2007	SACRAMENTO STATE	3-8	3-5	T6
2008	SACRAMENTO STATE	6-6	3-5	T6
2009	SACRAMENTO STATE	5-6	4-4	T5
2010	SACRAMENTO STATE	6-5	5-3	T3
TOTALS		20-25	15-17	

## 2010 TEAM STATISTICS

TEAM STATISTICS	SAC	OPP
SCORING	353	272
Points Per Game	32.1	24.7
FIRST DOWNS	201	172
Rushing	96	64
Passing	90	95
Penalty	15	13
RUSHING YARDAGE	1874	1236
Yards gained rushing	2127	1548
Yards lost rushing	253	312
Rushing Attempts	468	342
Average Per Rush	4.0	3.6
Average Per Game	170.4	112.4
TDs Rushing	15	10
PASSING YARDAGE	2296	2438
Comp-Att-Int	163-291-13	189-342-10
Average Per Pass	7.9	7.1
Average Per Catch	14.1	12.9
Average Per Game	208.7	221.6
TDs Passing	25	23
TOTAL OFFENSE	4170	3674
Total Plays	759	684
Average Per Play	5.5	5.4
Average Per Game	379.1	334.0
KICK RETURNS: #-Yards	36-737	58-1197
PUNT RETURNS: #-Yards	19-174	19-109
INT RETURNS: #-Yards	10-161	13-186
KICK RETURN AVERAGE	20.6	20.6
PUNT RETURN AVERAGE	9.2	5.7
INT RETURN AVERAGE	16.1	14.3
FUMBLES-LOST	15-9	24-16
PENALTIES-Yards	80-595	78-648
Average Per Game	54.1	58.9
PUNTS-Yards	53-1937	58-2075
Average Per Punt	36.5	35.8
Net punt average	34.1	31.1
TIME OF POSSESSION/Game	33:12	26:48
3RD-DOWN Conversions	56/156	45/144
3rd-Down Pct	36%	31%
4TH-DOWN Conversions	9/18	13/25
4th-Down Pct	50%	52%
SACKS BY-Yards	26-174	16-94
TOUCHDOWNS SCORED	45	34
FIELD GOALS-ATTEMPTS	13-15	12-13
ON-SIDE KICKS	2-2	0-2
RED-ZONE SCORES	35-42 83%	26-32 81%
RED-ZONE TOUCHDOWNS	29-42 69%	19-32 59%
PAT-ATTEMPTS	40-42 95%	32-33 97%
ATTENDANCE	37882	84946
Games/Avg Per Game	5/7576	6/14158

SCORE BY QUARTERS	1st	2nd	3rd	4th	OT	Total
Sacramento State	103	81	86	83	0	353
Opponents	58	98	38	75	3	272

## 2010 INDIVIDUAL STATISTICS

RUSHING	GP	Att	Gain	Loss	Net	Avg	TD	Long	Avg/G
Bryan Hilliard	9	195	914	31	883	4.5	12	70	98.1
Jeff Fleming	11	106	542	143	399	3.8	2	46	36.3
Jake Croxdale	11	69	257	21	236	3.4	0	22	21.5
Sam McCowan	11	45	218	7	211	4.7	0	21	19.2

PASSING	G	Effic	Comp-Att-Int	Pct	Yds	TD	Lng	Avg/G
Jeff Fleming	11	147.42	138-248-10	55.6	2044	23	80	185.8
Bethel-Thompson	5	89.01	21-38-2	55.3	161	1	14	32.2

RECEIVING	G	No.	Yds	Avg	TD	Long	Avg/G
Chase Deadder	11	37	788	21.3	6	76	71.6
Morris Norrise	11	35	532	15.2	8	80	48.4
Ron Richardson	11	22	240	10.9	1	22	21.8
Dylan Lane	10	13	152	11.7	0	33	15.2
Matt Carter	10	10	97	9.7	4	41	9.7

PUNT RETURNS	No.	Yds	Avg	TD	Long
Kyle Monson	12	101	8.4	1	70

INTERCEPTIONS	No.	Yds	Avg	TD	Long
Dana Willis	2	30	15.0	0	26
Osgaie Odiase	2	5	2.5	0	5
Kyle Monson	2	68	34.0	1	68
Evander Wilkins	2	50	25.0	0	26

KICK RETURNS	No.	Yds	Avg	TD	Long
Sam McCowan	24	498	20.8	0	38
Evander Wilkins	8	188	23.5	0	34

SCORING	TD	FGs	Kick	Rush	Rcv	Pass	DXP	Saf	Points
Chris Diniz	0	13-15	40-42	0-0	0	0-0	0	0	79
Bryan Hilliard	12	0-0	0-0	0-0	0	0-0	0	0	72
Morris Norrise	8	0-0	0-0	0-0	0	0-0	0	0	48
Chase Deadder	6	0-0	0-0	0-0	1	0-0	0	0	38
Matt Carter	4	0-0	0-0	0-0	1	0-0	0	0	26
Reese Heaslet	2	0-0	0-0	0-0	0	0-0	0	0	12
Kyle Monson	2	0-0	0-0	0-0	0	0-0	0	0	12
Tezanos-Pinto	2	0-0	0-0	0-0	0	0-0	0	0	12
Jeff Fleming	2	0-0	0-0	0-1	0	2-2	0	0	12

TOTAL OFFENSE	G	Plays	Rush	Pass	Total	Avg/G
Jeff Fleming	11	354	399	2044	2443	222.1
Bryan Hilliard	9	195	883	0	883	98.1
Jake Croxdale	11	70	236	0	236	21.5

ALL PURPOSE	G	Rush	Rec	PR	KOR	IR	Tot	Avg/G
Bryan Hilliard	9	883	17	0	0	0	900	100.0
Chase Deadder	11	40	788	0	0	0	828	75.3
Sam McCowan	11	211	57	0	498	0	766	69.6
Morris Norrise	11	17	532	0	0	0	549	49.9
Jeff Fleming	11	399	34	0	0	0	433	39.4

# SACRAMENTO STATE HORNETS

No.	NAME	Pos.	Ht.	Wt.	Yr.	Exp.	HOMETOWN (HIGH SCHOOL/PREVIOUS SCHOOL)
1	Brandyn Reed	WR	6-3	190	Sr.	1V	Windsor, Calif./Santa Rosa JC
2	DeAndre Carter	WR	5-9	180	Fr.	HS	San Jose, Calif./Washington HS
3	Corey Sims	DB	5-10	175	Fr.	RS	Upland, Calif./Upland HS
4	Evander Wilkins	DB	5-6	180	Sr.	3V	Sacramento, Calif./Florin HS
5	Curtis Shaw	RB	5-11	195	Sr.	1V	Stockton, Calif./Washington
6	Kyle Brooks	DB	5-9	190	Fr.	RS	Palmdale, Calif./Quartz Hill HS
7	Kyle Monson	DB	5-6	175	Sr.	1V	Saugus, Calif./Grossmont JC
8	Jake Croxdale	RB	5-6	190	Sr.	3V	Napa, Calif./Napa HS
9	Marquese Smith	DB	5-9	200	Sr.	3V	Sacramento, Calif./Jesusit HS
10	David Coleman	DL	6-2	220	Sr.	3V	Palmdale, Calif./Palmdale HS
11	Jeff Badger	LB	5-11	230	Jr.	2V	Windsor, Calif./Cardinal Newman HS
12	Garrett Safron	QB	6-1	190	Fr.	RS	Santa Monica, Calif./Santa Monica HS
13	Morris Norrise	WR	5-11	185	So.	1V	Berkeley, Calif./Berkeley HS
14	Tommy Edwards	QB	5-10	190	So.	RS	Sherman Oaks, Calif./The Citadel
15	Dallon Muse	RB	5-11	190	Fr.	HS	Merced, Calif./Buhach Colony HS
16	Will Tostenson	QB	6-4	185	Fr.	HS	El Dorado Hills, Calif./Oak Ridge HS
17	John Hendershott	WR	6-2	200	Sr.	1V	Concord, Calif./Diablo Valley JC
18	Jeff Fleming	QB	6-4	195	Sr.	1V	Fullerton, Calif./New Mexico State
19	Coln Burnett	QB	6-3	190	Fr.	HS	Auburn, Calif./Placer HS
20	Nicholas Payne	DB	6-1	160	Fr.	HS	San Diego, Calif./Mira Mesa HS
21	Jacoby Carter	DB	5-8	170	Fr.	HS	Fontana, Calif./Diamond Ranch HS
22	Corey Vanderbeek	DB	5-9	175	So.	1V	Granite Bay, Calif./Granite Bay HS
23	Antoine Pickett	DB	5-11	175	Fr.	HS	Fairfield, Calif./De La Salle HS
24	Sam McCowan	RB	5-7	175	Jr.	2V	Oxnard, Calif./Oxnard HS
25	Gary Ferman	RB	5-11	215	Fr.	HS	Santa Ana, Calif./Segerstrom HS
26	Blake Robertson	WR	6-2	165	Fr.	HS	Corona, Calif./Corona HS
27	Tyler Gomogda	LB	6-0	200	Fr.	HS	San Diego, Calif./Rancho Bernardo HS
28	Dexter Alcalá	DB	5-10	175	Fr.	RS	Tracy, Calif./West HS
29	Robert Beale	DB	6-0	175	So.	1V	Turlock, Calif./Pitman HS
30	Brandon Washington	DB	6-2	195	Jr.	JC	Sonoma, Calif./Solano JC
31	Markell Williams	DB	5-8	180	So.	1V	Vacaville, Calif./Vacaville HS
32	Osagie Odiasi	DB	6-1	175	So.	1V	Santa Fe Springs, Calif./St. Paul HS
33	Jordan Matanane	RB	6-1	210	Fr.	HS	El Dorado Hills, Calif./Oak Ridge HS
34	Bryan Hilliard	RB	5-11	220	Sr.	3V	Sacramento, Calif./Laguna Creek HS
35	Devin Hardy	WR	6-2	185	Fr.	RS	Brentwood, Calif./Heritage HS
36	Ashton Collins	WR	5-10	175	Fr.	RS	Berkeley, Calif./Berkeley HS
37	Joshua Armstrong	DB	6-0	180	Fr.	HS	Redlands, Calif./East Valley HS
38	Augie Heath	P	5-11	175	Sr.	2V	Chico, Calif./Butte JC
39	Joe Larche	DB	5-11	215	Sr.	1V	Hayward, Calif./Gavilan JC
40	Manasa Kikau	DB	6-0	200	Jr.	JC	Sacramento, Calif./American River JC
41	James Bobak	TE	6-2	220	Jr.	2V	Roseville, Calif./Oakmont HS
42	Cody Allen	LB	6-0	245	So.	1V	Rohnert Park, Calif./Rancho Cotate HS
43	John Bloomfield	LB	6-2	230	Jr.	JC	East Palo Alto, Calif./Sierra JC
44	Ronny Camacho	RB	5-8	200	Fr.	HS	Newbury Park, Calif./Oaks Christian HS
45	Stephen Tezanos-Pinto	RB	5-11	225	Sr.	1V	Sacramento, Calif./Sacramento City JC
46	Diante Lee	TE	5-11	205	Fr.	HS	San Diego, Calif./Mount Miguel HS
47	DJ Maciel	LB	6-4	255	So.	1V	Hanford, Calif./Hanford HS
48	Henry Fernandez	LB	5-11	205	So.	1V	Oxnard, Calif./Oxnard HS
49	Jon Kirkman	TE	6-5	210	Fr.	HS	Madera, Calif./Liberty HS
52	Randey Peterson	LB	6-0	195	So.	1V	Vacaville, Calif./Vanden HS
53	Shane Harrison	DE	6-2	200	Fr.	HS	Chatsworth, Calif./Sierra Canyon HS
54	Andrew Roots	DL	6-2	220	Fr.	RS	Fiddletown, Calif./Union Mine HS
55	William Fukofuka	OL	6-3	315	Fr.	RS	San Leandro, Calif./San Lorenzo HS
56	John Taylor	DL	6-3	245	Fr.	HS	Colton, Calif./Colton HS
57	Smith Heath	P/K	5-11	175	Fr.	HS	Chico, Calif./Pleasant Valley HS
58	Daniel Burgess	LB	6-2	230	Jr.	TR	Napa, Calif./Solano JC
59	Josh Latham	DL	6-2	210	Fr.	HS	Redding, Calif./Foothill HS
60	Matt Shinn	OL	6-3	290	So.	1V	Alta Loma, Calif./Los Osos HS
62	Matt Lawrence	DL	5-10	265	Jr.	2V	Patterson, Calif./Central Catholic HS
63	Chauncey Centeno	OL	6-3	275	Fr.	HS	Stockton, Calif./St. Mary's HS
64	Aaron Gasper	OL	6-1	290	Jr.	2V	San Leandro, Calif./Bishop O'Dowd HS
65	Vince Weaver	OL	6-5	280	Jr.	2V	Petaluma, Calif./Casa Grande HS
66	Spencer Klew	OL	6-2	230	Fr.	HS	Napa, Calif./Napa HS
67	Tyler Blank	OL	6-2	265	Fr.	HS	Brentwood, Calif./Liberty HS
68	Jason Diniz	K	5-10	175	Fr.	RS	Escalon, Calif./Escalon HS
69	Maika Maumau	DL	6-2	295	Sr.	3V	Elk Grove, Calif./Franklin HS
70	Julio Regla	OL	6-0	265	Fr.	RS	Bakersfield, Calif./South HS
71	Dustin Pfaff	OL	5-11	270	Sr.	1V	Manteca, Calif./Modesto JC
72	Devonte Martin	OL	6-2	315	Fr.	RS	Fresno, Calif./Fresno HS
73	Tyler Worthley	OL	6-4	320	So.	1V	Dublin, Calif./Dublin HS
74	Derek Stickney	OL	6-6	290	Fr.	RS	Placentia, Calif./El Dorado HS
75	Clay DePauw	OL	6-3	280	Jr.	2V	Crows Landing, Calif./Central Catholic HS
76	Lars Hanson	OL	6-7	260	Fr.	HS	Bermuda Dunes, Calif./Palm Desert HS
77	Nate Doverspike	OL	6-5	285	Sr.	3V	Carmichael, Calif./Del Campo HS
79	Dan Stornaiuolo	OL	6-5	300	Fr.	HS	San Francisco, Calif./Sacred Heart HS
80	Chris Broadnax	WR	6-2	220	Fr.	RS	Vacaville, Calif./Vanden HS
81	Chase Deadder	WR	6-5	225	Sr.	3V	Modesto, Calif./Central Catholic HS
82	Kenonte Howard	WR	6-3	200	So.	TR	Fairfield, Calif./New Mexico State
83	Reese Heaslet	TE	6-3	245	Jr.	2V	Petaluma, Calif./Casa Grande HS
84	Justin Chastain	WR	6-1	210	Jr.	RS	Auburn, Calif./Sierra JC
85	T.J. Knowles	WR	6-7	240	Jr.	TR	Las Vegas, Nev./South Florida
86	Nnamdi Agude	WR	6-2	175	WR	HS	Corona, Calif./Santiago HS
87	Justin Cox	WR	6-2	175	Fr.	HS	Stockton, Calif./St. Mary's HS
88	Doyin Sule	WR	6-2	185	Fr.	HS	Fullerton, Calif./Fullerton HS
89	Marcus Mosi	TE	6-2	240	Fr.	HS	San Lorenzo, Calif./San Lorenzo HS
90	Ben Cogger	DL	6-5	240	Fr.	RS	Madera, Calif./Liberty HS
91	Todd Davis	LB	6-1	230	So.	1V	Palmdale, Calif./Paradeite HS
92	Trevor Kelly	DL	6-2	270	Fr.	HS	South San Francisco, Calif./El Camino HS
93	Marcus Mullins	DL	6-2	235	Jr.	RS	Los Angeles, Calif./Glendale JC
94	Trent Eskew	DL	6-3	225	So.	1V	Bakersfield, Calif./Liberty HS
95	Matt Agaiava	DL	5-11	275	Sr.	1V	Lynwood, Calif./Cerritos JC
96	Marques White	DL	6-2	245	Fr.	RS	Folsom, Calif./Vista Del Lago HS
97	Nathan Castro	DL	6-0	325	Fr.	HS	San Diego, Calif./Mira Mesa HS

No.	NAME	Pos.	Ht.	Wt.	Yr.	Exp.	HOMETOWN (HIGH SCHOOL/PREVIOUS SCHOOL)
98	Zack Nash	DL	6-3	265	Sr.	3V	Vacaville, Calif./Vacaville HS
99	Alessana Laban	DL	6-1	295	Jr.	2V	Sacramento, Calif./Grant HS
	Jake Gerringer	QB	6-1	190	Fr.	HS	Camarillo, Calif./Newbury Park HS
	Brian McKeon	TE	6-4	235	Jr.	2V	Santa Clara, Calif./Archbishop Mitty HS

## 2011 SIGNEES

HIGH SCHOOL							
NAME	Pos.	Ht.	Wt.	Yr.	Exp.	HOMETOWN (HIGH SCHOOL)	
NNAMDI AGUDE	WR	6-3	175			CORONA, CALIF./SANTIAGO HS	
RASHAD ALBERT	DB	6-0	190			BERKELEY, CALIF./BERKELEY HS	
JOSH ARMSTRONG	DB	6-0	180			REDLANDS, CALIF./REDLANDS EAST VALLEY HS	
JACOBY CARTER	DB	5-7	175			POMONA, CALIF./DIAMOND RANCH HS	
DEANDRE CARTER	WR	5-9	180			FREMONT, CALIF./WASHINGTON HS	
NATHAN CASTRO	DL	6-0	325			SAN DIEGO, CALIF./MIRA MESA HS	
JUSTIN COX	WR	6-2	185			LODI, CALIF./ST. MARY'S HS	
GARY FERMAN	RB	5-9	215			SANTA ANA, CALIF./SEGERSTROM HS	
JAKE GERRINGER	QB	6-2	200			CAMARILLO, CALIF./NEWBURY PARK HS	
EDDIE GILLIES	DB	6-0	170			OAKLAND, CALIF./OAKLAND TECH HS	
TYLER GOMOGDA	RB	5-11	200			SAN DIEGO, CALIF./RANCHO BERNARDO HS	
LARS HANSON	OL	6-8	260			BERMUDA DUNES, CALIF./PALM DESERT HS	
JONATHAN KIRKMAN	TE	6-5	220			MADERA, CALIF./LIBERTY HS	
JORDAN MATANANE	RB	6-1	210			EL DORADO, CALIF./OAK RIDGE HS	
MARCUS MOSI	TE	6-2	230			SAN LORENZO, CALIF./SAN LORENZO HS	
DALLON MUSE	RB	6-0	190			ATWATER, CALIF./BUHACH COLONY HS	
ANTHONY PAYNE	DB	6-1	160			SAN DIEGO, CALIF./MIRA MESA HS	
NICHOLAS PAYNE	DB	6-1	160			SAN DIEGO, CALIF./MIRA MESA HS	
ANTOINE PICKETT	DB	5-11	175			CONCORD, CALIF./DE LA SALLE HS	
BLAKE ROBERTSON	WR	6-2	165			CORONA, CALIF./CORONA HS	
DANIEL STORNAIUOLO	OL	6-5	300			SAN FRANCISCO, CALIF./SACRED HEART HS	
JOHN TAYLOR	DL	6-3	245			COLTON, CALIF./COLTON HS	

## JUNIOR COLLEGE TRANSFERS

NAME	Pos.	Ht.	Wt.	YEAR	EXP.	HOMETOWN (HIGH SCHOOL/PREVIOUS SCHOOL)
STEPHEN JAEGER	LS	5-11	205	Jr.	JC	SACRAMENTO, CALIF./SACRAMENTO CITY JC
MANASA KIKAU	DB	6-0	200	Jr.	JC	SACRAMENTO, CALIF./AMERICAN RIVER JC
ALEK TALJULU	LB	6-2	225	Jr.	JC	TEHACHAPI, CALIF./FRESNO CITY JC
JOHN BLOOMFIELD	LB	6-2	230	Jr.	JC	EAST PALO ALTO, CALIF./SIERRA JC

## HORNET RECORD BY SEASON (Since 1970)

Year	Coach	Big Sky				RANK	Overall			
		W	L	T	PCT		W	L	T	PCT
1970	Ray Clemons	-	-	-	-	-	4	6	0	.400
1971	Ray Clemons	-	-	-	-	-	4	5	1	.400
1972	Ray Clemons	-	-	-	-	-	2	8	0	.200
1973	Ray Clemons	-	-	-	-	-	1	9	0	.100
1974	Ray Clemons	-	-	-	-	-	2	9	0	.182
1975	Ray Clemons	-	-	-	-	-	5	5	0	.500
1976	Glenn Brady	-	-	-	-	-	2	8	0	.200
1977	Glenn Brady	-	-	-	-	-	0	10	1	.000
1978	Bob Mattos	-	-	-	-	-	1	9	0	.100
1979	Bob Mattos	-	-	-	-	-	4	6	0	.400
1980	Bob Mattos	-	-	-	-	-	3	7	0	.300
1981	Bob Mattos	-	-	-	-	-	5	6	0	.455
1982	Bob Mattos	-	-	-	-	-	8	3	0	.727
1983	Bob Mattos	-	-	-	-	-	5	5	1	.455
1984	Bob Mattos	-	-	-	-	-	6	5	0	.545
1985	Bob Mattos	-	-	-	-	-	8	3	0	.727
1986	Bob Mattos	-	-	-	-	-	6	4	1	.545
1987	Bob Mattos	-	-	-	-	-	4	7	0	.364
1988	Bob Mattos	-	-	-	-	-	10	3	0	.769
1989	Bob Mattos	-	-	-	-	-	5	4	0	.556
1990	Bob Mattos	-	-	-	-	-	4	6	0	.400
1991	Bob Mattos	-	-	-	-	-	8	2	0	.800
1992	Bob Mattos	-	-	-	-	-	7	3	0	.700
1993	Mike Clemons	-	-	-	-	-	4	6	0	.400
1994	Mike Clemons	-	-	-	-	-	5	5	0	.500
1995	John Volek	-	-	-	-	-	4	6	1	.364
1996	John Volek	0	8	0	.000	9	1	10	0	.090
1997	John Volek	1	7	0	.125	9	1	10	0	.090
1998	John Volek	3	5	0	.375	8	5	6	0	.455
1999	John Volek	3	5	0	.375	6	6	5	0	.545
2000	John Volek	5	3	0	.625	T2	7	4	0	.636
2001	John Volek	1	6	0	.143	T7	2	9	0	.182
2002	John Volek	3	4	0	.429	T4	5	7	0	.417
2003	Steve Mooshagian	1	6	0	.143	T7	2	9	0	.182
2004	Steve Mooshagian	2	5	0	.286	T6	3	8	0	.375
2005	Steve Mooshagian	1	6	0	.143	T7	2	9	0	.182
2006	Steve Mooshagian	4	4	0	.500	5	4	7	0	.364
2007	Marshall Sperbeck	3	5	0	.375	T6	3	8	0	.273
2008	Marshall Sperbeck	3	5	0	.375	T6	6	6	0	.500
2009	Marshall Sperbeck	4	4	0	.500	T5	5	6	0	.455
2010	Marshall Sperbeck	5	3	0	.625	T3	6	5	0	.545

# WEBER STATE WILDCATS

## WILDCAT QUICK FACTS

**LOCATION:** OGDEN, UTAH  
**ENROLLMENT:** 24,000  
**NICKNAME:** WILDCATS  
**COLORS:** PURPLE AND WHITE  
**STADIUM/CAPACITY:** STEWART STADIUM (17,500)  
**PLAYING SURFACE:** SYNTHETIC TURF  
**PRESIDENT:** DR. ANN MILLNER  
**ATHLETICS DIRECTOR:** JERRY BOVEE  
**MEDIA RELATIONS:** PAUL GRUA  
PHONE: (801) 626-7414 (OFFICE)  
(801) 452-3811 (CELL)  
(801) 626-6588 (PRESS BOX)  
(801) 626-6490 (FAX)  
**E-MAIL:** PGRUA@WEBER.EDU  
**ATHLETIC WEB SITE:** WWW.WEBERSTATESPORTS.COM

## WILDCAT FOOTBALL FACTS

**HEAD COACH:** RON MCBRIDE  
**RECORD AT WSU (YEARS):** 38-32 (6)  
**OVERALL RECORD (YEARS):** 126-95 (19)  
**FOOTBALL OFFICE PHONE:** (801) 626-6493  
**BEST TIME TO CONTACT COACH:** MORNINGS  
**2010 RECORD:** 6-5, 5-3 BIG SKY  
**BIG SKY TITLES:** THREE/1965, '68, '08  
**FCS POSTSEASON RECORD:** 2-3.  
**NCAA FCS CHAMPIONSHIPS:** NONE

## WILDCAT FOOTBALL STAFF

**HEAD COACH:** RON MCBRIDE  
**ASST. HC/OFF. COORD./WR:** MATT HAMMER  
**CO-DEFENSIVE COORD./S/ST:** JAKE COOKUS  
**CO-DEFENSIVE COORD./LBS:** COLTON SWAN  
**QUARTERBACKS:** JASON BECK  
**CORNERBACKS:** ANDRE DYSON  
**TIGHT ENDS:** TOM STACKARUK  
**FULLBACKS:** KAMALL AHMAD  
**DEFENSIVE LINE:** JASON KAUFUSI  
**OFFENSIVE LINE:** CECIL THOMAS  
**RUNNING BACKS:** BRIAN ZECHES

## WILDCAT PERSONNEL

**OFFENSIVE FORMATION:** MULTIPLE  
**DEFENSIVE FORMATION:** 4-3  
**STARTERS RETURNING: (O/D/SP):** 6/7/1  
**LETTERMEN RETURNING:** 40  
**LETTERMEN LOST:** 15  
**RETURNING ALL-CONF. PERFORMERS:** 7



## WSU TEAM NOTES

◆ Weber State has amassed winning seasons each of the past three seasons. It marked the first time they have had three-straight winning seasons since 1998. Weber State qualified for the playoffs in 2008 and 2009, and finished 6-5 in 2010.

◆ For the fourth straight season, Weber State will play two FBS teams. The Wildcats open the season at Wyoming and play at Utah State the following week. Last season, Weber State played at Boston College and Texas Tech. This will mark Weber State's first game against Utah State since 2001.



◆ Weber State will play on a new surface at Stewart Stadium this season. During the summer, the natural grass was removed and replaced by modern artificial turf.

◆ The 2011 season will mark the seventh season at Weber State for head coach Ron McBride. Coach Mac, who will turn 72 in October, is the sixth oldest coach currently coaching in Division I. Penn State's Joe Paterno, Albany's Bob Ford, Appalachian State's Jerry Moore, Kansas State's Bill Snyder and Florida Atlantic's Howard Schnellenberger are the five head coaches older than McBride.

## WSU ADMINISTRATION



DR. ANN MILLNER  
PRESIDENT



DR. CRAIG OBERG  
FACULTY ATHLETIC  
REPRESENTATIVE



JERRY BOVEE  
ATHLETICS  
DIRECTOR



AMY CROSBIE  
SENIOR WOMAN  
ADMINISTRATOR



PAUL GRUA  
MEDIA RELATIONS  
DIRECTOR

# WEBER STATE WILDCATS

## WSU 2011 SCHEDULE

DATE	OPPONENT	SITE	TIME	SERIES	LAST MEETING
9/3	AT WYOMING	LARAMIE, WYO.	7:05	WYO 3-0	WYO 29-22, 2009
9/10	AT UTAH STATE	LOGAN, UTAH	6:05	USU 11-1	USU 56-43, 2001
9/17	*SACRAMENTO STATE	OGDEN, UTAH	6:05	WSU 10-5	SAC 24-17, 2010
9/24	*AT NORTHERN COLORADO	GREELEY, COLO.	1:35	WSU 5-0	WSU 50-47, 4 OT, 2010
10/1	*AT EASTERN WASHINGTON	CHENEY, WASH.	12:35	EWU 15-14	EWU 35-24, 2010
10/15	*IDAHO STATE	OGDEN, UTAH	4:05	WSU 36-14	WSU 16-13, 2010
10/22	SOUTHERN UTAH	OGDEN, UTAH	4:05	WSU 13-3	WSU 27-10, 2005
10/29*	AT MONTANA	MISSOULA, MONT.	1:05	UM 37-13	WSU 30-21, 2010
11/5	*MONTANA STATE	OGDEN, UTAH	1:35	MSU 27-20-1	MSU 24-10, 2010
11/12	*NORTHERN ARIZONA	OGDEN, UTAH	1:35	WSU 25-22	WSU 27-26, 2010
11/19	*AT PORTLAND STATE	PORTLAND, ORE.	1:05	WSU 18-12	WSU 44-41, 2010

\*BIG SKY CONFERENCE GAME

TIMES LOCAL TO SITE/SUBJECT TO CHANGE

## 2010 RESULTS

9/4	AT BOSTON COLLEGE	L 38-20
9/11	*NORTHERN COLORADO	W 50-47, 4 OT
9/18	*AT SACRAMENTO STATE	L 24-17
9/25	UC DAVIS	W 20-9
10/2	*EASTERN WASHINGTON	L 35-24
10/16	*AT IDAHO STATE	W 16-13
10/23	*PORTLAND STATE	W 44-41
10/30	*MONTANA	W 30-21
11/6	*AT MONTANA STATE	L 24-10
11/13	*AT NORTHERN ARIZONA	W 27-26
11/20	AT TEXAS TECH	L 64-21

\*BIG SKY CONFERENCE GAME



*Tight End  
Brian Jankowski*



*Defensive Tackle  
Adam Sagapolutele-White*

## WSU STAR WATCH

**NICK WEBB**  
LINEBACKER  
6-4, 245, Sr.



◆ FIRST-TEAM ALL-CONFERENCE IN 2010.

◆ TALLIED 99 TOTAL TACKLES LAST SEASON, TYING FOR SEVENTH IN THE CONFERENCE WITH AN AVERAGE OF NINE TACKLES PER GAME.

◆ RECORDED 14 TACKLES IN A WIN OVER PORTLAND STATE.

**JC ORAM**  
OFFENSIVE GUARD  
6-4, 300, Sr.




◆ FIRST-TEAM ALL-CONFERENCE IN 2010. SECOND TEAM IN 2009.

◆ SELECTED SECOND-TEAM ALL-AMERICAN BY THE SPORTS NETWORK IN 2010.

◆ HAS STARTED 32 CONSECUTIVE GAMES.

**MIKE HOKE**  
QUARTERBACK  
6-2, 220, Jr.




◆ SERVED THE PREVIOUS TWO SEASONS AS A BACKUP TO CAMERON HIGGINS.

◆ APPEARED IN NINE GAMES LAST SEASON AND HAS PLAYED IN 16 IN HIS CAREER.

◆ THREW FOR TWO TOUCHDOWNS AND RUSHED FOR ONE IN 2010.

# WEBER STATE WILDCATS



Head Coach  
Ron McBride

## RON MCBRIDE FILE

**ALMA MATER:** SAN JOSE STATE, '63  
**YEARS AT WSU:** ENTERTING SEVENTH  
**RECORD AT WSU:** 38-32  
**CAREER RECORD/YEARS:** 126-95 (20)



- ◆ SELECTED BIG SKY COACH OF THE YEAR IN 2008, HIS FIRST CONFERENCE COY AWARD.
- ◆ SERVED AS HEAD COACH AT THE UNIVERSITY OF UTAH FROM 1990-2002, WINNING 88 GAMES AND QUALIFYING FOR SIX BOWL GAMES.
- ◆ CAME TO WEBER STATE FROM KENTUCKY WHERE HE WAS AN ASSISTANT COACH.
- ◆ HAS ALSO COACHED AT SAN JOSE STATE, UC RIVERSIDE, LONG BEACH STATE, WISCONSIN AND ARIZONA.
- ◆ EARNED HIS 100TH CAREER VICTORY WITH A WIN OVER NORTHERN COLORADO ON OCT. 13, 2007.
- ◆ HAS WON CONFERENCE TITLES IN THE BIG SKY, WESTERN ATHLETIC MOUNTAIN WEST CONFERENCES.

### McBRIDE'S RECORD VS. BIG SKY SCHOOLS

SCHOOL	WON	LOST
EASTERN WASHINGTON	3	3
IDAHO STATE	7	0
MONTANA	2	5
MONTANA STATE	1	5
NORTHERN ARIZONA	4	2
NORTHERN COLORADO	5	0
PORTLAND STATE	4	2
SACRAMENTO STATE	4	2

### McBRIDE YEAR-BY-YEAR

YEAR	SCHOOL	OVERALL	CONF.	FINISH
1990	UTAH	4-7	2-6	7
1991	UTAH	7-5	4-4	4
1992	UTAH	6-6	4-4	T5
1993	UTAH	7-6	5-3	4
1994	UTAH	10-2	6-2	T2
1995	UTAH	7-4	6-2	T1
1996	UTAH	8-4	6-2	T2
1997	UTAH	6-5	5-3	T2
1998	UTAH	7-4	5-3	T1
1999	UTAH	9-3	5-2	T1
2000	UTAH	4-7	3-4	T5
2001	UTAH	8-4	4-3	T3
2002	UTAH	5-6	3-4	T5
2005	WEBER STATE	6-5	4-3	T4
2006	WEBER STATE	4-7	3-5	T6
2007	WEBER STATE	5-6	4-4	T4
2008	WEBER STATE	10-4	7-1	T1
2009	WEBER STATE	7-5	6-2	T2
2010	WEBER STATE	6-5	5-3	T3
<b>TOTALS</b>		<b>126-95</b>	<b>87-60 (29-18 BSC)</b>	

## 2010 TEAM STATISTICS

TEAM STATISTICS	WSU	OPP				
SCORING	279	342				
Points Per Game	25.4	31.1				
FIRST DOWNS	245	241				
Rushing	108	95				
Passing	122	132				
Penalty	15	14				
RUSHING YARDAGE	1992	1910				
Yards gained rushing	2174	2118				
Yards lost rushing	182	208				
Rushing Attempts	472	419				
Average Per Rush	4.2	4.6				
Average Per Game	181.1	173.6				
TDs Rushing	17	16				
PASSING YARDAGE	2857	2957				
Comp-Att-Int	233-395-11	213-367-9				
Average Per Pass	7.2	8.1				
Average Per Catch	12.3	13.9				
Average Per Game	259.7	268.8				
TDs Passing	17	22				
TOTAL OFFENSE	4849	4867				
Total Plays	867	786				
Average Per Play	5.6	6.2				
Average Per Game	440.8	442.5				
KICK RETURNS: #-Yards	42-907	38-763				
PUNT RETURNS: #-Yards	24-279	11-91				
INT RETURNS: #-Yards	9-170	11-328				
KICK RETURN AVERAGE	21.6	20.1				
PUNT RETURN AVERAGE	11.6	8.3				
INT RETURN AVERAGE	18.9	29.8				
FUMBLES-LOST	18-13	9-6				
PENALTIES-Yards	87-732	66-546				
Average Per Game	66.5	49.6				
PUNTS-Yards	52-2032	50-2129				
Average Per Punt	39.1	42.6				
Net punt average	36.6	35.8				
TIME OF POSSESSION/Game	30:15	29:42				
3RD-DOWN Conversions	84/188	56/152				
3rd-Down Pct	45%	37%				
4TH-DOWN Conversions	13/21	7/12				
4th-Down Pct	62%	58%				
SACKS BY-Yards	15-122	11-58				
TOUCHDOWNS SCORED	34	41				
FIELD GOALS-ATTEMPTS	15-20	18-29				
RED-ZONE SCORES	37-49 76%	39-51 76%				
RED-ZONE TOUCHDOWNS	24-49 49%	27-51 53%				
PAT-ATTEMPTS	24-28 86%	40-40 100%				
ATTENDANCE	34564	121625				
Games/Avg Per Game	5/6913	6/20271				
<b>SCORE BY QUARTERS</b>	<b>1st</b> <b>2nd</b> <b>3rd</b> <b>4th</b> <b>OT</b> <b>Total</b>					
Weber State	34	59	70	100	16	279
Opponents	70	141	42	76	13	342

## 2010 INDIVIDUAL STATISTICS

RUSHING	GP	Att	Gain	Loss	Net	Avg	TD	Long	Avg/G
Bolen, Bo	11	153	745	41	704	4.6	3	45	64.0
Tafuna,Vai	11	135	577	26	551	4.1	10	60	50.1
Booker,Josh	11	91	563	13	550	6.0	2	61	50.0
Hoke,Mike	10	28	119	11	108	3.9	1	15	10.8
Eldridge,Zac	10	17	71	1	70	4.1	0	13	7.0
PASSING	G	Effic	Cmp-Att-Int	Pct	Yds	TD	Lng	Avg/G	
Higgins,Cameron	11	124.93	210-359-11	58.5	2512	15	65	228.4	
Hoke,Mike	10	162.72	23-36-0	63.9	345	2	80	34.5	
RECEIVING	G	No.	Yds	Avg	TD	Long	Avg/G		
Collins,Joe	11	61	1046	17.1	6	80	95.1		
Phillips,Mike	11	52	793	15.2	4	65	72.1		
Bolen, Bo	11	32	256	8.0	1	30	23.3		
Raught,Austin	10	18	184	10.2	1	42	18.4		
Walker,Erik	10	14	122	8.7	0	21	12.2		
Booker,Josh	11	13	97	7.5	1	16	8.8		
Jankowski,Brian	10	10	89	8.9	1	16	8.9		
PUNT RETURNS	No.	Yds	Avg	TD	Long				
Brown,Jordan	23	284	12.3	0	49				
INTERCEPTIONS	No.	Yds	Avg	TD	Long				
James,David	3	12	4.0	0	12				
Brown,Jordan	1	47	47.0	0	47				
KICK RETURNS	No.	Yds	Avg	TD	Long				
Bolen, Bo	35	847	24.2	0	65				
SCORING	TD	FGs	Kick	Rush	Rcv	Pass	DXP	Saf	Points
McClain,Shaun	0	15-20	24-26	0-0	0	0-0	0	0	69
Tafuna,Vai	10	0-0	0-0	0-0	0	0-0	0	0	60
Collins,Joe	6	0-0	0-0	0-0	0	0-0	0	0	36
Bolen, Bo	4	0-0	0-0	2-3	1	0-0	0	0	30
Phillips,Mike	4	0-0	0-0	0-0	0	0-0	0	0	24
Booker,Josh	3	0-0	0-0	0-0	0	0-0	0	0	18
TOTAL OFFENSE	G	Plays	Rush	Pass	Total	Avg/G			
Higgins,Cameron	11	385	11	2512	2523	229.4			
Bolen, Bo	11	153	704	0	704	64.0			
Tafuna,Vai	11	135	551	0	551	50.1			
Booker,Josh	11	91	550	0	550	50.0			
Hoke,Mike	10	64	108	345	453	45.3			
ALL PURPOSE	G	Rush	Rec	PR	KOR	IR	Tot	Avg/G	
Bolen, Bo	11	704	256	-5	847	0	1802	163.8	
Collins,Joe	11	5	1046	0	0	0	1051	95.5	
Phillips,Mike	11	0	793	0	0	0	793	72.1	
Booker,Josh	11	550	97	0	0	0	647	58.8	
Tafuna,Vai	11	551	73	0	5	0	629	57.2	
Brown,Jordan	11	0	0	284	26	47	357	32.5	

# WEBER STATE WILDCATS

No.	NAME	Pos.	Ht.	Wt.	Yr.	EXP.	HOMETOWN (HIGH SCHOOL/PREVIOUS SCHOOL)
1	ROBBIE DIAMOND	CB	6-0	175	So.	1VL	OKLAHOMA CITY, OK (PUTNAM HS)
2	WILLIE OKWUONU	S	6-0	200	So.	1VL	EDMOND, OK (SANTA FE HS)
3	DEVIN PUGH	CB	5-10	175	Fr.	HS/RS	TULSA, OK (JENKS HS)
4	XAVIAN JOHNSON	WR	6-0	180	Fr.	HS/RS	LAS VEGAS, NV (CHEYENNE HS)
5	JORDAN CLEMENTE	WR	6-4	215	So.	1VL	TOOELE, UT (TOOELE HS)
6	BLAKE KELLER	S	6-2	220	Sr.	3VL	SALT LAKE CITY, UT (BINGHAM)
7	KRIS PARHAM	RB	5-8	180	Jr.	JG/RS	OKLAHOMA CITY, OK (BISHOP MCGUINNESS/VENTURA)
8	TANNER HINDS	RB	5-9	200	Fr.	HS	KAYSVILLE, UT (DAVIS HS)
9	JARRETT GOODEN	CB	5-10	170	Jr.	JC	RICHMOND, CA (BENICIA/C.OF SAN MATTEO/UTEP)
10	KELA MARCIEL	CB	5-10	180	So.	1VL	KAILUA, HI (IOLANI HS)
11	MIKE HOKE	QB	6-2	220	Jr.	2VL	KAILUA, HI (KAMEHAMEHA HS)
12	TONY EPPERSON	S	6-4	215	So.	1VL	PARK CITY, UT (PARK CITY HS)
13	BRIAN JANKOWSKI	TE	6-4	255	Jr.	2VL	IDAHO FALLS, ID (SKYLINE HS)
14	JORDAN ADAMCZYK	QB	6-1	205	So.	SQ	CANYON COUNTRY, CA (CANYONS HS)
15	LYLE SHANEY	WR	6-0	185	Jr.	TR	SPARKS, NV (REED HS/UTAH STATE)
16	MO NEAL	SLB	6-2	240	Sr.	1VL	OAKLAND, CA (SAN LEANDRO HS/UTAH)
17	BEN MARAZ	QB	6-2	210	Fr.	HS	PHOENIX, AZ (SUNNYSLOPE HS)
18	DANNY MULLARKEY	DE	6-3	250	So.	1VL	PHOENIX, AZ (DESERT VISTA HS)
19	LANNY PAPANIKOLAS	WR	6-0	185	Jr.	JC	SALT LAKE CITY (SKYLINE/CAL POLY/SADDELECK)
20	DAVID JAMES	CB	5-11	185	Jr.	1VL	EDMOND, OK (EDMOND MEMORIAL HS/ WYOMING)
21	SOLOMON MEANS	CB	6-1	165	Fr.	HS	STOCKTON, CA (LINCOLN HS)
22	C.J. TUCKETT	RB	5-10	200	Jr.	2VL	MALTA, ID (RAFT RIVER HS)
23	JARRED HENRY	S	6-2	210	So.	1VL	COLUMBIA, MO (ROCKBRIDGE HS)
24	JOSH BOOKER	RB	6-0	215	So.	1VL	OKLAHOMA CITY, OK (PUTNAM NORTH HS)
25	BARRINTON COLLINS	RB	5-9	185	Fr.	HS	CORONA, CA (CENTENNIAL HS)
26	MARVIN WALKER	S	6-0	205	Sr.	1VL	CHINO, CA (CHINO HS)
27	TONY SCHMITZ	DT	6-0	245	So.	1VL	BOISE, ID (BOISE HS)
28	ADAM PADILLA	CB	5-7	175	Fr.	HS	LA MIRADA, CA (ST. PAUL HS)
29	WILLIE HARRIS	ROV	6-0	220	Jr.	2VL	LAYTON, UT (LAYTON HS)
30	CLAY RAMOS	RB	6-2	240	Sr.	JC	NAMPA, ID (NAMPA HS/ U. OF MARY/ YUBA JC)
31	JAIME RIGBY	S	5-10	175	Fr.	HS/RS	BOUNTIFUL, UT (BOUNTIFUL HS)
32	TRIFON GOCHIS	S	5-10	204	So.	SQ	TOOELE, UT (TOOELE HS/UTAH STATE)
33	KARL FINAI	RB	5-11	225	Fr.	HS	KEARNS, UT (KEARNS HS)
34	MATT MILLER	WR	5-10	185	Sr.	2VL	SCOTT'S VALLEY, CA (SCOTT'S VALLEY/CABRILLO)
35	MARQUIS WALTERS	WR	6-0	180	Fr.	HS	DEL CITY, OK (DEL CITY HS)
36	ZACH HIGGINS	S	5-10	195	Sr.	1VL	HAWAII, HI (SAINT LOUIS HS)
37	JOSH KEALAMAKIA	K/P	6-1	195	So.	1VL	SYRACUSE, UT (SYRACUSE HS)
38	ZANE SMITH	TE	6-4	220	Fr.	HS	SALT LAKE CITY, UT (BRIGHTON HS)
39	MAURICE TALLEY	CB	6-1	180	Jr.	HS	ELK GROVE, CA (CONSUMNES OAKS HS)
40	CALDWELL TAYLOR	LB	6-5	220	Jr.	2VL	DEWEYVILLE, UT (BEAR RIVER HS)
41	CEEJAY SANTOS	K/P	6-1	205	Fr.	HS	WAILUKU, HI (HP BALDWIN HS)
42	LUKE TOLUTAU	RB	6-2	255	Fr.	HS	PROVO, UT (TIMPVIEW HS)
43	LEVA KING	LB	6-0	200	Fr.	HS	SALT LAKE CITY, UT (COTTONWOOD HS)
44	ANTHONY MORALES	LB	6-0	230	So.	1VL	EDMOND, OK (EDMOND MEMORIAL HS)
45	NICK WEBB	LB	6-4	245	Sr.	3VL	SALT LAKE CITY, UT (EAST HS)
46	TREVOR PLETCHER	DE	6-2	245	Jr.	2VL	EDMOND, OK (EDMOND SANTA FE HS)
47	GABE BOWERS	DE	6-3	265	Sr.	3VL	SALT LAKE CITY, UT (BRIGHTON HS)
48	MIKE BAKER	DE	6-5	260	Fr.	HS/RS	LAYTON, UT (NORTHRIUGE HS)
49	SHAUN MCCLEAIN	K/P	6-3	215	So.	1VL	REDLAND, CA (REDLANDS HS)
50	ROMAN VALENZUELA	LB	6-0	220	Fr.	HS	SOUTH JORDAN, UT (BINGHAM HS)
51	ALEX LAND	OT	6-4	295	Fr.	HS/RS	EDMOND, OK (EDMOND SANTA FE HS)
52	CURTIS COSGROVE	DE	6-3	255	So.	SQ	BRIGHTON CITY, UT (BOX ELDER HS)
53	TYLER HESS	OC	6-1	240	Fr.	HS/RS	GARLAND, UT (BEAR RIVER HS)
54	AUSTIN BUTLER	OG	6-2	285	Fr.	HS/RS	STANBURY PARK, UT (STANBURY HS)
55	DUSTIN MARTIN	LB	6-3	220	Fr.	HS	LIBERTY, UT (WEBER HS)
56	DEVIN ELLIS	SLB	6-2	220	So.	1VL	DRAPER, UT (ALTA HS)
57	MALONE FISO	DT	6-0	270	So.	1VL	LAIE, HI (KAHUKU HS)
59	SIFA HEIMILI	FB	5-11	230	Fr.	HS/RS	KAHUKU, HI (KAHUKU HS)
62	CASH KNIGHT	OG	6-3	280	Fr.	HS/RS	PARK CITY, UT (PARK CITY HS)
64	SPENCER RANGASAN	OC	6-0	280	So.	1VL	WEST JORDAN, UT (COTTONWOOD HS)
65	TYSON TIATIA	OC	6-2	270	So.	1VL	PROVO, UT (TIMPVIEW HS)
68	SHAYTON ROBINSON	OT	6-3	275	Fr.	HS/RS	POCATELLO, ID (HIGHLAND HS)
70	TYLAN TIMOTEO	OT	6-1	310	Jr.	2VL	WAIANA, HI (SAINT LOUIS HS)
71	JINKI TIMOTEO	OG	6-3	310	So.	1VL	WAIPAHU, HI (LEILEHUA HS)
72	CALEB TURNER	OT	6-4	285	Sr.	2VL	REDLANDS, CA (REDLANDS EAST VALLEY HS)
73	J.C. ORAM	OG	6-4	300	Sr.	3VL	SLATERVILLE, UT (FREMONT HS)
74	BUJON MOSTOUFI	NT	6-2	295	So.	SQ	HONOLULU, HI (KAISER HS)
75	GEOR CARRINGTON	OT	6-3	295	Jr.	SQ	VALENCIA, CA (VALENCIA HS/PIERCE (CA))
76	JUSTIN TURNER	OG	6-3	245	Fr.	HS	LAYTON, UT (LAYTON HS)
77	JEFF RAMUSSEN	OT	6-8	310	Fr.	HS/RS	SOUTH JORDAN, UT (BINGHAM HS)
78	JOEL TURRUBIATES	OT	6-7	340	Sr.	1VL	BAKERSFIELD, CA (BAKERSFIELD/BAKERSFIELD JC)
80	PAYDEN DALLMORE	WR	5-9	185	So.	SQ	MIDVALE, UT (HILLCREST HS)
81	BOBBY PARKER	WR	6-6	215	Jr.	SQ	SAN DIEGO, CA (SCRIPPS RANCH HS)
82	TYRELL FRANCISCO	TE	6-3	250	Sr.	3VL	KELOWNA, BC (RUTLAND SECONDARY HS)
83	ERIK WALKER	WR	5-10	175	So.	1VL	PARK CITY, UT (PARK CITY HS)
84	AUSTIN RAUGHT	WR	6-2	205	Sr.	2VL	FARR WEST, UT (FREMONT HS)
85	SHAYDON KEHANO	WR	5-11	180	So.	1VL	KANEHOE, HI (CASTLE HS)
86	DARCHON TAGGART	WR	6-2	175	Fr.	HS	BOUNTIFUL, UT (WOODS CROSS HS)
87	ERIC SHUFFORD	UTIL.	6-0	175	Fr.	HS	FONTANA, CA (AB MILLER HS)
88	MIKE SOSANYA	TE	6-5	260	Jr.	TR	OKLAHOMA CITY (BISHOP MCGUINNESS/OK STATE)
89	CHASE NAKAMURA	WR	6-3	180	So.	SQ	WAILUKU, HI (HP BALDWIN / UTAH)
90	PETE ROLF	DE	6-4	265	Sr.	1VL	SALT LAKE CITY, UT (PIQUA (OH)/BALL STATE)
91	JAMES WASHINGTON	DE	6-5	250	Fr.	HS	KEARNS, UT (COTTONWOOD HS)
92	CONNOR MYERS	DT	6-0	280	Fr.	HS	EDMOND, OK (EDMOND MEMORIAL HS)
95	RYAN EASTMAN	DT	6-0	285	Jr.	2VL	HONOLULU, HI (SAINT LOUIS HS)
96	VETESON SAUNI	NT	6-0	285	So.	1VL	LAIE, HI (KAHUKU HS)
97	JEFF GUECK	DE	6-3	235	Fr.	HS/RS	SPRINGVILLE, UT (SPRINGVILLE HS)
98	STONE TUPOUNIUA	DT	6-4	260	Fr.	TR	OAKLAND, CA (FREMONT / UTAH HS)
99	ADAM SAGAPOLUTELE-WHITE	DT	5-11	290	Jr.	2VL	WAIPAHU, HI (SAINT LOUIS HS)
	JALIN AMES	DE	6-3	230	Fr.	HS	WEST JORDAN, UT (JUAN DIEGO HS)
	TEVITA BARAVILALA	S	5-10	180	Fr.	HS	HONOLULU, HI (RADFORD HS)

No.	NAME	Pos.	Ht.	Wt.	Yr.	EXP.	HOMETOWN (HIGH SCHOOL/PREVIOUS SCHOOL)
	STEVE CARPENTER	WR	6-2	170	Fr.	HS	TULSA, OK (EDISON HS)
	DEVONTE JOHNSON	CB	6-1	180	Fr.	HS	DENVER, CO (SOUTH HS)
	Obi OWOH	LB	6-2	220	Fr.	HS	ROSWELL, GA (ROSWELL HS)
	TYLER PARSON	QB	6-0	175	Fr.	HS	BOUNTIFUL, UT (WOODS CROSS HS)
	JOSH TENOVE	DE	6-3	250	Fr.	HS/RS	IRVINE, CA (WOODBRIDGE HS)
	MICHAEL TOFFLEMIER	FB	6-0	240	So.	SQ	ISSAQUAH, WA (EASTSIDE CATHOLIC HS)

## 2011 SIGNEES

High School							
NAME	Pos.	Ht.	Wt.	Yr.	EXP.	HOMETOWN (HIGH SCHOOL)	
JALIN AMES	DE	6-3	230			WEST JORDAN, UTAH (JUAN DIEGO HS)	
ELIE BOUKA	WR	6-0	180			LAVAL QUEBEC, CANADA (MONTMORENCY)	
BARRINTON COLLINS	RB	5-9	185			CORONA, CALIF. (CENTENNIAL HS)	
DEVONTE JOHNSON	WR	6-0	165			DENVER, COLO. (SOUTH HS)	
LUKE KING	LB	6-0	200			SALT LAKE CITY, UTAH (COTTONWOOD HS)	
JORDAN LEE	FB	6-0	210			CLEARFIELD, UTAH (NORTHRIUGE HS)	
BENJAMIN MARAZ	QB	6-2	210			PHOENIX, ARIZ. (SUNNYSLOPE HS)	
SOLOMON MEANS	CB	6-1	165			STOCKTON, CALIF. (LINCOLN HS)	
CONNOR MYERS	DL	6-0	280			EDMOND, OKLA. (EDMOND MEMORIAL HS)	
ERIC SHUFFORD	ATH.	6-0	175			FONTANA, CALIF. (AB MILLER HS)	
DARCHON TAGGART	WR	6-2	175			BOUNTIFUL, UTAH (WOODS CROSS HS)	
MAURICE TALLEY	CB	6-1	180			ELK GROVE, CALIF. (CONSUMNES OAKS HS)	
ALEX TALMOPEAU	OL	6-1	285			SOUTH JORDAN, UTAH (BINGHAM HS)	
CHRISTOPHER THEE	OL	6-0	280			LAIE, HAWAII (KAHUKU HS)	
TEVIA TOLUTAU	DL	6-2	255			PROVO, UT (TIMPVIEW HS)	
ROMAN VALENZUELA	LB	6-0	220			SOUTH JORDAN, UTAH (BINGHAM HS)	
MARQUIS WALTERS	WR	6-0	180			DEL CITY, OKLA. (DEL CITY HS)	
JAMES WASHINGTON	DE	6-5	250			KEARNS, UTAH (COTTONWOOD HS)	

## WILDCAT RECORD BY SEASON

(Since Inception of the Big Sky)

Year	Coach	Big Sky				RANK	Overall			
		W	L	T	PCT		W	L	T	PCT
1963	Wally Nalder	1	2	0	.333	3	6	4	0	.667
1964	Wally Nalder	0	3	0	.000	4	2	6	0	.250
1965	Sark Arslanian	3	1	0	.750	T1	8	1	0	.889
1966	Sark Arslanian	2	2	0	.500	3	6	3	0	.667
1967	Sark Arslanian	2	2	0	.500	T2	6	4	0	.600
1968	Sark Arslanian	3	1	0	.750	T1	7	2	0	.778
1969	Sark Arslanian	3	1	0	.750	2	6	4	0	.600
1970	Sark Arslanian	3	3	0	.500	T3	5	5	1	.500
1971	Sark Arslanian	3	2	1	.583	4	7	2	1	.750
1972	Sark Arslanian	2	4	0	.333	6	5	5	0	.500
1973	Dick Gwinn	2	4	0	.333	T4	3	8	0	.273
1974	Dick Gwinn	1	5	0	.167	7	4	7	0	.364
1975	Dick Gwinn	1	4	1	.250	6	1	9	1	.136
1976	Dick Gwinn	1	5	0	.167	6	2	9	0	.182
1977	Pete Riehlman	2	4	0	.333	T4	4	6	0	.400
1978	Pete Riehlman	2	4	0	.333	T5	4	7	0	.364
1979	Pete Riehlman	3	4	0	.428	T3	3	8	0	.273
1980	Pete Riehlman	4	4	0	.500	T3	4	7	0	.364
1981	Mike Price	4	3	0	.571	T4	7	4	0	.636
1982	Mike Price	2	5	0	.285	7	4	7	0	.363
1983	Mike Price	3	4	0	.428	T5	6	5	0	.545
1984	Mike Price	3	4	0	.428	6	5	6	0	.454
1985	Mike Price	4	3	0	.571	4	6	5	0	.545
1986	Mike Price	2	5	0	.285	6	3	8	0	.272
1987	Mike Price	7	1	0	.875	2	10	3	0	.769
1988	Mike Price	4	4	0	.500	4	5	6	0	.454
1989	Dave Arslanian	1	7	0	.125	9	3	8	0	.273
1990	Dave Arslanian	3	5	0	.375	7	5	6	0	.454
1991	Dave Arslanian	6	2	0	.750	3	8	4	0	.667
1992	Dave Arslanian	4	3	0	.571	3	6	5	0	.545
1993	Dave Arslanian	3	4	0	.428	5	7	4	0	.636
1994	Dave Arslanian	2	5	0	.286	T6	5	6	0	.454
1995	Dave Arslanian	4	3	0	.571	T2	6	5	0	.545
1996	Dave Arslanian	5	3	0	.625	T3	7	4	0	.636
1997	Dave Arslanian	4	4	0	.500	T4	6	5	0	.545
1998	Jerry Graybeal	4	4	0	.500	T4	6	5	0	.545
1999 <sup>A</sup>	Jerry Graybeal	3	5	0	.400	7	4	7	0	.363
2000	Jerry Graybeal	5	3	0	.625	T2	7	4	0	.636
2001	Jerry Graybeal	2	5	0	.286	6	3	8	0	.273
2002	Jerry Graybeal	1	6	0	.143	8	3	8	0	.273
2003	Jerry Graybeal	4	3	0	.571	T4	8	4	0	.667
2004	Jerry Graybeal	1	6	0	.143	8	1			

# COMPOSITE STANDINGS 1963-2010

## CONFERENCE GAMES

	W	L	T	Pct.
Nevada#	68	28	0	.708
Boise State*+##	114	60	1	.651
Montana	206	111	1	.650
Idaho&#	119	71	3	.632
Eastern Washington^	102	81	0	.557
Cal State Northridge!*	21	19	0	.525
Montana State!	161	157	1	.506
Weber State!	148	171	2	.464
Northern Arizona*@!	125	160	0	.439
Portland State	50	65	0	.435
Sacramento State	40	75	0	.348
Idaho State!	99	219	0	.311
Northern Colorado	5	35	0	.125

## ALL GAMES

	W	L	T	Pct.
Nevada#	111	46	1	.706
Boise State*#	202	99	2	.667
Montana	351	207	2	.629
Eastern Washington	151	123	1	.551
Idaho#	199	162	3	.547
Cal State Northridge\$!*	28	28	0	.500
Montana State!	258	266	1	.492
Weber State!	252	265	3	.487
Northern Arizona*!	217	232	0	.483
Portland State	76	90	0	.458
Idaho State!	192	317	3	.377
Sacramento State	58	109	0	.347
Northern Colorado	9	47	0	.161

+Includes 1970 loss to Long Beach State counted as a Big Sky game

@Includes 1970 loss to New Mexico State; 1971 loss to Drake; and 1977 win over CS-Fullerton counted as Big Sky games

&Includes 1977 loss to Pacific counted as a Big Sky game

\*Records are for the period since 1970 when Boise State and Northern Arizona became league members

#Records are for when these schools were league members

^Records are for the period since 1987 when Eastern Washington became a league member

\$Forfeited two wins in 1997 due to use of ineligible player

!Northern Arizona forfeited games to Cal State Northridge, Idaho State, Montana State and Weber State in 1999 for use of an ineligible player

## FINAL BIG SKY CONFERENCE RANKINGS BY SEASON

Year	BSU	EWU	UI	ISU	UM	MSU	NAU	WSU
1963	-	-	DNQ	1	2	2	-	3
1964	-	-	DNQ	2	3	1	-	4
1965	-	-	T1	T4	3	T4	-	T1
1966	-	-	2	4	5	1	-	3
1967	-	-	T2	5	T2	1	-	T2
1968	-	-	T1	4	5	T1	-	T1
1969	-	-	4	3	1	5	-	2
1970	T3	-	T3	2	1	6	7	T3
1971	2	-	1	5	3	7	6	4
1972	T3	-	5	2	T3	1	7	6
1973	1	-	DNQ	6	T4	2	3	T4
1974	1	-	3	6	4	2	5	7
1975	1	-	T4	T2	T4	T2	7	6
1976	5	-	2	7	4	1	3	6
1977	1	-	T4	T4	7	3	2	T4
1978	4	-	T5	7	T2	T2	1	T5
1979	DNQ	-	T5	7	T5	1	T3	T3
1980	1	-	T2	T3	8	T6	T6	T3
1981	2	-	8	1	3	7	6	T4

Year	BSU	EWU	UI	ISU	UM	MSU	NAU	WSU
1982	4	-	T2	8	1	T2	T5	7
1983	T3	-	T3	2	T5	8	7	T5
1984	T3	-	T3	T3	8	1	7	6
1985	3	-	1	5	6	8	7	4
1986	4	-	3	8	5	7	2	6
1987	4	8	1	7	3	9	6	2
1988	3	8	1	9	2	6	4	5
1989	4	5	1	7	2	8	6	9
1990	3	8	2	9	4	5	6	7
1991	6	4	5	7	2	9	8	3
1992	5	T1	T1	8	4	7	6	3

Year	BSU	EWU	UI	ISU	UM	MSU	NAU	WSU
1993	7	3	2	8	1	4	6	5
1994	1	6	3	5	2	8	4	7
1995	T2	8	T2	6	1	7	T2	T2

Year	CSN	SAC	EWU	ISU	UM	MSU	NAU	PSU	WSU
1996	T3	9	T5	7	1	T5	2	8	T3
1997	T4	9	1	8	2	3	T4	7	T4
1998	T2	T7	T4	9	1	T2	T7	T4	T4
1999	4	T5	T2	T7	1	T7	T7	T2	T5
2000	7	3	5	6	1	9	8	2	4

Year	EWU	ISU	UM	MSU	NAU	PSU	SAC	WSU
2001	5	T7	1	4	T2	T2	T7	6
2002	T4	T1	T1	T1	T4	T4	T4	8
2003	6	T4	T1	T1	T1	T7	T7	T4
2004	T1	T6	T1	T3	5	T3	T6	8
2005	T1	6	T1	T1	T7	T4	T7	T4

Year	EWU	ISU	UM	MSU	NAU	UNC	PSU	SAC	WSU
2006	T6	8	1	T2	4	9	T2	5	T6
2007	2	8	1	T4	3	9	T6	T6	T4
2008	T3	T8	T1	T3	5	T8	T6	T6	T1
2009	T2	T7	1	4	T5	T7	T7	T5	T2
2010	T1	9	T3	T1	6	7	8	T3	T3

NOTE: Boise State and Northern Arizona became eligible for the league title in 1970. Idaho did not play enough games to qualify in 1965, and was not eligible in 1973. BSU was not eligible in 1979. Eastern Washington became eligible in 1987. Northern Colorado was not eligible for the league title in 2006.

# COACHING RECORDS



JOHN L. SMITH



JOE GLENN



SONNY HOLLAND



CHRIS AULT



DON READ



SUNNY LUBICK



MIKE PRICE

Name, School	#	YEARS	CONFERENCE				OVERALL				Pct.	Name, School	#	YEARS	CONFERENCE				OVERALL				Pct.
			W	L	T	Pct.	W	L	T	Pct.					W	L	T	Pct.	W	L	T	Pct.	
Joe Glenn, Montana	3	2000-02	20	2	0	.909	39	6	0	.867	<b>%Jerome Souers, N. Arizona</b>	13	1998-	46	53	0	.465	72	75	0	.490		
Bobby Hauck, Montana	7	2003-09	47	6	0	.887	80	17	0	.825	Dwain Painter, No. Arizona	3	1979-81	8	13	0	.381	16	17	0	.484		
Tony Knap, Boise St.	6	1970-75	26	7	1	.779	54	16	1	.768	Larry Kentera, N. Arizona	4	1985-89	16	22	0	.421	26	29	0	.472		
Mick Dennehy, Montana	4	1996-99	27	5	0	.844	39	12	0	.765	Wally Nader, Weber St.	2	1963-64	1	5	0	.167	8	9	0	.471		
Keith Gilbertson, Idaho	3	1986-88	19	4	0	.826	28	9	0	.757	Cliff Hysell, Montana St.	8	1992-99	23	37	0	.383	41	47	0	.466		
Jim Criner, Boise St.	7	1976-82	34	12	0	.739	59	21	1	.735	Dick Zornes, E. Washington	7	1987-93	26	28	0	.481	34	40	1	.460		
John L. Smith, Idaho	6	1989-94	34	11	0	.755	53	21	0	.716	Don Robbins, Idaho	4	1970-73	11	8	0	.579	20	24	0	.455		
Don Read, Montana	10	1986-95	54	22	0	.710	85	34	0	.714	Larry Lewis, Idaho St.	8	1999-06	22	37	0	.373	40	49	0	.449		
<b>Beau Baldwin, E. Washington</b>	<b>3</b>	<b>2008-</b>	<b>18</b>	<b>6</b>	<b>0</b>	<b>.750</b>	<b>27</b>	<b>11</b>	<b>0</b>	<b>.711</b>	<b>Marshall Sperbeck, Sac St.</b>	<b>4</b>	<b>2007-</b>	<b>15</b>	<b>17</b>	<b>0</b>	<b>.469</b>	<b>20</b>	<b>25</b>	<b>0</b>	<b>.444</b>		
Chris Ault, Nevada	13	1979-91	68	28	0	.708	111	46	1	.706	Stephen Musseau, Idaho	3	1965-67	8	4	0	.667	13	17	0	.433		
Dennis Erickson, Idaho	4	1982-85	19	9	0	.679	32	15	0	.680	Jim Koetter, Idaho St.	5	1983-87	16	21	0	.432	23	32	1	.419		
Sark Arslanian, Weber St.	8	1965-72	21	16	1	.566	50	26	2	.654	Larry Donovan, Montana	6	1980-85	16	26	0	.381	25	36	1	.411		
<b>Robin Pflugrad, Montana</b>	<b>1</b>	<b>2010-</b>	<b>5</b>	<b>3</b>	<b>0</b>	<b>.625</b>	<b>7</b>	<b>4</b>	<b>0</b>	<b>.636</b>	Jerry Graybeal, Weber St.	7	1998-04	20	32	0	.385	32	46	0	.410		
Ron Ponciano, CS Northridge	1	1998	5	3	0	.625	7	4	0	.636	Jeff Kearin, CS Northridge	2	1999-00	6	10	0	.375	9	13	0	.409		
Dave Baldwin, CS Northridge	1	1996	5	3	0	.625	7	4	0	.636	Ed Troxel, Idaho	4	1974-77	11	9	3	.543	16	25	3	.398		
Sonny Holland, Montana St.	7	1971-77	27	14	1	.655	47	27	1	.633	Gene Carlson, Montana	4	1976-79	10	15	0	.400	16	25	0	.390		
<b>Rob Ash, Montana State</b>	<b>4</b>	<b>2007-</b>	<b>21</b>	<b>11</b>	<b>0</b>	<b>.656</b>	<b>29</b>	<b>17</b>	<b>0</b>	<b>.630</b>	Brian McNeeley, Idaho St.	5	1992-96	10	26	0	.278	21	34	0	.382		
Pokey Allen, Boise St.	3	1993-95	11	10	0	.524	23	14	0	.622	Dave Arnold, Montana St.	4	1983-86	11	18	0	.379	18	29	0	.382		
Jim Sweeney, Montana St.	5	1963-67	14	4	0	.788	31	20	0	.608	Ed Peasley, N. Arizona	4	1971-74	5	13	0	.278	15	25	0	.376		
Joe Salem, N. Arizona	4	1975-78	15	9	0	.625	26	17	0	.604	Joe Harper, N. Arizona	3	1982-84	7	14	0	.333	12	20	0	.375		
Dave Kragthorpe, Idaho St.	3	1980-82	11	11	0	.500	21	14	0	.600	Y.C. McNeese, Idaho	2	1968-69	4	4	0	.500	7	13	0	.350		
Skip Hall, Boise St.	5	1987-92	27	20	0	.574	42	28	0	.600	Pete Riehman, Weber St.	4	1977-80	11	16	0	.407	15	28	0	.348		
Paul Wulff, E. Washington	8	2000-07	34	25	0	.576	53	40	0	.570	John Volek, Sacramento St.	7	1996-02	16	38	0	.296	27	51	0	.346		
Babe Caccia, Idaho St.	3	1963-65	6	5	0	.545	14	11	1	.558	Jerry Davitch, Idaho	4	1978-81	7	19	0	.269	15	29	0	.341		
Jack Swarthout, Montana	9	1967-75	24	21	1	.533	51	41	1	.554	*Jim Fenwick, CS Northridge	1	1997	4	4	0	.500	4	8	0	.333		
Lyle Setencich, Boise St.	4	1983-86	16	12	0	.572	24	20	0	.545	Tom Parac, Montana St.	3	1968-70	4	10	0	.286	9	20	0	.310		
Doug Graber, Montana St.	1	1982	5	2	0	.714	6	5	0	.545	Jerry Gianville, Portland St.	3	2007-10	7	17	0	.292	9	24	0	.273		
Chris Tormey, Idaho	1	1995	4	3	0	.571	6	5	0	.545	Earle Solomonson, Montana St.	5	1987-91	10	30	0	.250	15	40	0	.272		
<b>Ron McBride, Weber State</b>	<b>6</b>	<b>2005-</b>	<b>29</b>	<b>18</b>	<b>0</b>	<b>.617</b>	<b>38</b>	<b>32</b>	<b>0</b>	<b>.543</b>	Tom Walsh, Idaho St.	2	1997-98	4	12	0	.250	6	16	0	.272		
Steve Axman, N. Arizona	8	1990-97	28	32	0	.467	48	41	0	.539	Steve Mooshagian, Sac. St.	4	2003-06	8	21	0	.276	11	33	0	.250		
Tim Walsh, Portland St.	11	1996-	42	41	0	.506	65	57	0	.533	Dick Gwinn, Weber St.	4	1973-76	5	18	1	.229	10	33	1	.239		
Dave Arslanian, Weber St.	9	1989-97	32	34	0	.485	53	47	0	.530	Garth Hall, Idaho St.	4	1988-91	5	27	0	.161	9	33	1	.221		
Sonny Lubick, Montana St.	4	1978-81	14	13	0	.518	21	19	0	.525	Leo McKillip, Idaho St.	2	1966-67	1	7	0	.125	4	15	0	.211		
Ed Cavanaugh, Idaho St.	4	1968-71	8	10	0	.444	20	19	0	.513	John Symank, N. Arizona	1	1970	0	4	0	.000	2	8	0	.200		
Bob Griffin, Idaho St.	4	1972-75	10	13	0	.435	21	20	0	.512	<b>Nigel Burton, Portland State</b>	<b>1</b>	<b>2010</b>	<b>1</b>	<b>7</b>	<b>0</b>	<b>.125</b>	<b>2</b>	<b>9</b>	<b>0</b>	<b>.182</b>		
Mike Price, Weber St.	8	1981-88	29	29	0	.500	46	44	0	.511	Scott Downing, No. Colorado	5	2006-10	5	35	0	.125	9	47	0	.161		
<b>#Mike Kramer, EWU/MSU/ISU</b>	<b>12</b>	<b>1994-06</b>	<b>53</b>	<b>44</b>	<b>0</b>	<b>.546</b>	<b>77</b>	<b>75</b>	<b>0</b>	<b>.507</b>	Bud Hake, Idaho St.	3	1977-79	2	17	0	.105	5	28	0	.151		
Dee Andros, Idaho	2	1963-64	1	0	0	1.000	9	9	0	.500	John Zamberlin, Idaho St.	4	2007-10	4	28	0	.125	6	39	0	.133		
											Ray Jenkins, Montana	1	1963	0	3	0	.000	1	9	0	.100		
											Joe Pascale, Idaho St.	1	1976	0	6	0	.000	1	9	0	.100		

Rankings are based on OVERALL WINNING PERCENTAGE and only while a coach in the Big Sky Conference. BOLD indicates coach still active in Big Sky  
 \*Two non-conference wins forfeited in 1997 due to use of ineligible player. %Four wins forfeited in 1999 due to use of ineligible player  
 #Kramer coached at EWU from 1994-99 and had a 37-32 (.536) overall record and a 24-22 (.522) conference record before moving to MSU in 2000

## COMPOSITE BIG SKY CONFERENCE NON-LEAGUE FOOTBALL RECORDS

Season	W	L	T	Pct.	Season	W	L	T	Pct.	Season	W	L	T	Pct.
2010	16	15	0	.561	1994	30	9	0	.769	1978	15	17	0	.468
2009	15	17	0	.469	1993	26	9	0	.743	1977	18	17	0	.514
2008	18	18	0	.500	1992	16	17	0	.485	1976	18	16	1	.529
2007	11	20	0	.355	1991	17	12	1	.583	1975	14	18	0	.438
2006	11	20	0	.355	1990	25	10	0	.714	1974	15	18	0	.455
2005	16	18	0	.471	1989	14	15	0	.483	1973	14	23	0	.371
2004	17	21	0	.447	1988	15	15	1	.500	1972	18	19	0	.486
2003	24	12	0	.667	1987	15	11	1	.574	1971	27	11	0	.711
2002	23	12	0	.657	1986	18	14	0	.563	1970	20	21	1	.488
2001	19	14	0	.576	1985	18	17	0	.514	1969	14	16	0	.467
2000	18	14	0	.563	1984	20	13	1	.603	1968	14	13	0	.519
1999	16	13	0	.552	1983	18	17	0	.514	1967	15	15	0	.500
1998	16	12	0	.571	1982	17	16	0	.515	1966	12	16	0	.429
1997	16	16	0	.500	1981	25	9	0	.735	1965	13	14	1	.482
1996	21	11	0	.656	1980	15	14	1	.516	1964	16	19	0	.457
1995	25	11	0	.694	1979	13	17	0	.433	1963	16	15	0	.516

# ALL-TIME CONFERENCE STANDINGS

## 1963 STANDINGS

	CONFERENCE						OVERALL					
	W	L	T	PCT	PF	PA	W	L	T	PCT	PF	PA
Idaho State	3	1	0	.750	69	68	5	3	0	.625	136	123
Idaho*	1	0	0	1.000	14	0	5	4	0	.556	186	148
Montana State	2	1	0	.667	59	30	6	3	0	.667	195	89
Weber State	1	2	0	.333	53	75	6	3	0	.667	217	161
Montana	0	3	0	.000	29	51	1	9	0	.100	82	238

\*Insufficient number of games for Big Sky Championship.

## 1964 STANDINGS

	CONFERENCE						OVERALL					
	W	L	T	PCT	PF	PA	W	L	T	PCT	PF	PA
Montana State	3	0	0	1.000	74	6	7	4	0	.636	223	111
Idaho State	2	1	0	.667	45	27	6	2	0	.667	204	102
Montana	1	2	0	.333	33	56	3	6	0	.333	83	207
Weber State	0	3	0	.000	12	75	2	6	0	.250	67	155
Idaho	0	0	0	.000	0	0	4	6	0	.400	144	143

## 1965 STANDINGS

	CONFERENCE						OVERALL					
	W	L	T	PCT	PF	PA	W	L	T	PCT	PF	PA
Weber State	3	1	0	.750	75	55	8	1	0	.889	270	102
Idaho	3	1	0	.750	111	28	5	5	0	.500	201	125
Montana	2	2	0	.500	45	73	4	6	0	.400	153	201
Idaho State	1	3	0	.250	38	59	3	5	1	.389	127	126
Montana State	1	3	0	.250	40	94	3	7	0	.300	115	185

## 1966 STANDINGS

	CONFERENCE						OVERALL					
	W	L	T	PCT	PF	PA	W	L	T	PCT	PF	PA
Montana State	4	0	0	1.000	156	46	8	3	0	.727	401	162
Idaho	3	1	0	.750	119	62	4	6	0	.400	182	165
Weber State	2	2	0	.500	92	94	6	3	0	.667	321	166
Idaho State	1	3	0	.250	44	106	3	6	0	.333	105	201
Montana	0	4	0	.000	20	123	1	8	0	.111	51	236

## 1967 STANDINGS

	CONFERENCE						OVERALL					
	W	L	T	PCT	PF	PA	W	L	T	PCT	PF	PA
Montana State	4	0	0	1.000	100	35	7	3	0	.700	228	151
Weber State	2	2	0	.500	65	51	6	4	0	.600	193	199
Idaho	2	2	0	.500	66	89	4	6	0	.400	156	332
Montana	2	2	0	.500	55	45	7	3	0	.700	181	103
Idaho State	0	4	0	.000	13	79	1	9	0	.100	66	239

## 1968 STANDINGS

	CONFERENCE						OVERALL					
	W	L	T	PCT	PF	PA	W	L	T	PCT	PF	PA
Weber State	3	1	0	.750	105	96	7	2	0	.778	243	166
Montana State	3	1	0	.750	91	72	6	4	0	.600	227	206
Idaho	3	1	0	.750	155	119	5	5	0	.500	246	301
Idaho State	1	3	0	.250	68	102	4	5	0	.444	216	236
Montana	0	4	0	.000	98	128	2	7	0	.222	196	227

## 1969 STANDINGS

	CONFERENCE						OVERALL					
	W	L	T	PCT	PF	PA	W	L	T	PCT	PF	PA
Montana	4	0	0	1.000	107	68	10	1	0	.909	338	149
Weber State	3	1	0	.750	126	55	6	4	0	.600	277	160
Idaho State	2	2	0	.500	128	123	5	5	0	.500	356	287
Idaho	1	3	0	.250	89	130	2	8	0	.200	206	346
Montana State	0	4	0	.000	37	111	1	8	0	.111	106	243

## 1970 STANDINGS

	CONFERENCE						OVERALL					
	W	L	T	PCT	PF	PA	W	L	T	PCT	PF	PA
Montana	5	0	0	1.000	172	89	10	1	0	.909	336	165
Idaho State	3	2	0	.600	126	108	5	5	0	.500	257	293
Weber State	3	3	0	.500	195	121	5	5	1	.500	337	227
Boise State	2	2	0	.500	62	81	8	3	0	.727	293	129
Idaho	2	2	0	.500	104	120	4	7	0	.264	226	335
Montana State	1	5	0	.167	96	177	2	8	0	.200	169	276
Northern Arizona	0	4	0	.000	27	143	2	8	0	.200	123	287

## 1971 STANDINGS

	CONFERENCE						OVERALL					
	W	L	T	PCT	PF	PA	W	L	T	PCT	PF	PA
Idaho	4	1	0	.800	139	79	8	3	0	.727	227	171
Boise State	4	2	0	.667	187	120	9	2	0	.833	251	247
Montana	3	2	0	.600	136	116	6	5	0	.545	258	242
Weber State	3	2	1	.583	125	94	7	2	1	.750	273	144
Idaho State	2	3	0	.400	118	166	6	4	0	.600	233	201
Northern Arizona	1	3	0	.250	62	99	5	5	0	.500	208	224
Montana State	0	5	1	.083	99	206	2	7	1	.250	186	287

## 1972 STANDINGS

	CONFERENCE						OVERALL					
	W	L	T	PCT	PF	PA	W	L	T	PCT	PF	PA
Montana State	5	1	0	.833	123	48	8	3	0	.727	230	174
Idaho State	4	1	0	.800	146	68	7	3	0	.700	263	174
Boise State	3	3	0	.500	178	157	7	4	0	.636	345	240
Montana	3	3	0	.500	121	118	3	8	0	.273	151	259
Idaho	2	3	0	.400	73	116	4	7	0	.364	165	278
Weber State	2	4	0	.333	87	136	5	5	0	.500	164	174
Northern Arizona	0	4	0	.000	45	130	3	8	0	.273	202	254

## 1973 STANDINGS

	CONFERENCE						OVERALL					
	W	L	T	PCT	PF	PA	W	L	T	PCT	PF	PA
Boise State*	6	0	0	1.000	205	78	10	3	0	.769	470	221
Montana State	5	1	0	.833	206	69	7	4	0	.636	339	167
Northern Arizona	2	3	0	.400	69	108	4	6	0	.400	202	254
Weber State	2	4	0	.333	83	130	3	8	0	.273	130	271
Montana	2	4	0	.333	60	136	4	6	0	.400	152	221
Idaho State	0	6	0	.000	82	199	2	9	0	.182	115	319
Idaho <sup>^</sup>	3	2	0	.600	118	102	4	7	0	.364	262	319

\*Berth in NCAA II Football Championship

<sup>^</sup>Ineligible for Conference Championship, but games counted in final standings.

## 1974 STANDINGS

	CONFERENCE						OVERALL					
	W	L	T	PCT	PF	PA	W	L	T	PCT	PF	PA
Boise State*	6	0	0	1.000	297	138	10	2	0	.833	497	259
Montana State	4	2	0	.667	184	139	7	3	0	.700	275	202
Idaho	2	2	1	.500	151	146	2	8	1	.227	198	280
Montana	2	3	1	.417	179	172	3	6	1	.350	244	253
Northern Arizona	2	3	0	.400	75	151	3	6	0	.333	139	241
Idaho State	2	4	0	.333	62	153	5	5	0	.500	118	214
Weber State	1	5	0	.167	96	145	4	7	0	.364	193	228

\*Berth in NCAA II Football Championship.

# ALL-TIME CONFERENCE STANDINGS

## 1975 STANDINGS

	CONFERENCE					OVERALL						
	W	L	T	PCT	PF	PA	W	L	T	PCT	PF	PA
Boise State*	5	0	1	.917	201	123	9	2	1	.792	401	265
Idaho State	4	2	0	.667	100	70	7	3	0	.700	173	148
Montana State	4	2	0	.667	158	117	5	5	0	.500	226	232
Montana	3	3	0	.500	128	106	6	4	0	.600	243	183
Idaho	2	2	2	.500	151	149	4	5	2	.455	251	316
Weber State	1	4	1	.250	161	175	1	9	1	.136	152	293
Northern Arizona	0	6	0	.000	66	165	1	9	0	.100	155	268

\*Berth in NCAA II Football Championship.

## 1976 STANDINGS

	CONFERENCE					OVERALL						
	W	L	T	PCT	PF	PA	W	L	T	PCT	PF	PA
Montana State*\$	6	0	0	1.000	179	53	12	1	0	.923	320	137
Idaho	5	1	0	.833	140	91	7	4	0	.636	224	236
Northern Arizona	4	2	0	.667	143	117	8	3	0	.727	249	184
Montana	3	3	0	.500	118	128	4	6	0	.400	250	243
Boise State	2	4	0	.333	143	130	5	5	1	.500	283	197
Weber State	1	5	0	.167	125	210	2	9	0	.182	229	338
Idaho State	0	6	0	.000	41	160	1	9	0	.100	116	267

\*Berth in NCAA II Football Championship. \$NCAA II National Champion.

## 1977 STANDINGS

	CONFERENCE					OVERALL						
	W	L	T	PCT	PF	PA	W	L	T	PCT	PF	PA
Boise State	6	0	0	1.000	190	60	9	2	0	.818	317	181
Northern Arizona*	5	1	0	.833	154	98	9	3	0	.750	324	204
Montana State	3	3	0	.500	109	114	6	4	0	.600	213	208
Weber State	2	4	0	.333	122	153	4	6	0	.400	220	252
Idaho	2	4	0	.333	124	165	3	8	0	.273	245	365
Idaho State	2	4	0	.333	84	139	3	8	0	.273	145	299
Montana	1	5	0	.167	120	169	4	6	0	.400	225	239

\*Berth in NCAA II Football Championship

## 1978 STANDINGS

	CONFERENCE					OVERALL						
	W	L	T	PCT	PF	PA	W	L	T	PCT	PF	PA
Northern Arizona	6	0	0	1.000	173	101	8	2	0	.800	259	174
Montana State	4	2	0	.667	162	143	8	2	0	.800	288	209
Montana	4	2	0	.667	130	84	5	6	0	.455	212	208
Boise State	3	3	0	.500	144	114	7	4	0	.636	269	182
Weber State	2	4	0	.333	119	90	4	7	0	.364	247	258
Idaho	2	4	0	.333	100	220	2	9	0	.182	162	401
Idaho State	0	6	0	.000	59	135	2	9	0	.182	95	258

## 1979 STANDINGS

	CONFERENCE					OVERALL						
	W	L	T	PCT	PF	PA	W	L	T	PCT	PF	PA
Montana State	6	1	0	.857	159	107	6	4	0	.600	202	170
Nevada#	5	2	0	.714	179	122	8	4	0	.666	325	198
Northern Arizona	3	4	0	.428	92	153	7	4	0	.636	172	194
Weber State	3	4	0	.428	107	135	3	8	0	.272	143	244
Idaho	2	5	0	.285	136	188	4	7	0	.363	210	268
Montana	2	5	0	.285	155	188	3	7	0	.300	223	272
Idaho State	0	7	0	.000	80	175	0	11	0	.000	101	332
Boise State*	7	0	0	1.000	234	90	10	1	0	.909	347	140

#Berth in the NCAA I-AA Football Championship. \*Ineligible for Big Sky title.

## 1980 STANDINGS

	CONFERENCE					OVERALL						
	W	L	T	PCT	PF	PA	W	L	T	PCT	PF	PA
Boise State*\$	6	1	0	.857	185	82	10	3	0	.769	317	179
Idaho	4	3	0	.571	150	129	6	5	0	.545	266	228
Nevada	4	3	0	.571	122	70	6	4	1	.590	202	113
Idaho State&	4	4	0	.500	177	154	6	5	0	.545	177	128
Weber State&	4	4	0	.500	99	178	4	7	0	.363	122	334
Montana State	3	4	0	.428	112	108	4	6	0	.400	153	162
Northern Arizona	3	4	0	.428	143	130	5	6	0	.454	224	202
Montana	1	6	0	.142	48	196	3	7	0	.300	178	250

\*Big Sky Champion and automatic berth in NCAA I-AA Football Championship.

\$NCAA I-AA National Champion.

&Weber State and Idaho State met twice in league play with each game counting as a half game.

## 1981 STANDINGS

	CONFERENCE					OVERALL						
	W	L	T	PCT	PF	PA	W	L	T	PCT	PF	PA
Idaho State*\$	6	1	0	.857	184	94	12	1	0	.923	422	172
Boise State#	6	1	0	.857	182	129	10	3	0	.769	298	206
Montana	5	2	0	.714	148	135	7	3	0	.700	236	173
Nevada	4	3	0	.571	167	127	7	4	0	.636	310	194
Weber State	4	3	0	.571	164	164	7	4	0	.636	271	228
Northern Arizona	2	5	0	.285	133	168	4	7	0	.363	226	257
Montana State	1	6	0	.142	106	200	3	7	0	.300	192	273
Idaho	0	7	0	.000	137	203	3	8	0	.272	310	254

\*Big Sky Champion and automatic berth in NCAA I-AA Football Championship.

\$NCAA I-AA National Champion.

#At-large berth in NCAA I-AA Football Championship.

## 1982 STANDINGS

	CONFERENCE					OVERALL						
	W	L	T	PCT	PF	PA	W	L	T	PCT	PF	PA
Montana*	5	2	0	.714	219	161	6	6	0	.500	302	297
Idaho#	5	2	0	.714	202	190	9	4	0	.692	397	299
Montana State	5	2	0	.714	263	171	6	5	0	.545	240	263
Boise State	4	3	0	.571	154	153	8	3	0	.727	302	211
Nevada	3	4	0	.428	166	153	6	5	0	.545	294	228
Northern Arizona	3	4	0	.428	186	205	4	7	0	.363	276	287
Weber State	2	5	0	.285	195	226	4	7	0	.262	261	312
Idaho State	1	6	0	.142	133	159	3	8	0	.272	228	239

\*Big Sky Champion and automatic berth in NCAA I-AA Football Championship.

#At-large berth in NCAA I-AA Football Championship.

## 1983 STANDINGS

	CONFERENCE					OVERALL						
	W	L	T	PCT	PF	PA	W	L	T	PCT	PF	PA
Nevada*	6	1	0	.857	268	107	9	5	0	.643	402	257
Idaho State#	5	2	0	.714	214	176	8	4	0	.666	346	280
Idaho	4	3	0	.571	218	180	8	3	0	.727	347	257
Boise State	4	3	0	.571	204	154	6	5	0	.545	281	194
Weber State	3	4	0	.428	165	188	6	5	0	.545	290	279
Montana	3	4	0	.428	119	205	4	6	0	.400	184	289
Northern Arizona	2	5	0	.285	141	211	4	7	0	.363	260	285
Montana State	1	6	0	.142	70	188	1	10	0	.091	109	289

\*Big Sky Champion and automatic berth in NCAA I-AA Football Championship.

#At-large berth in NCAA I-AA Football Championship.

# ALL-TIME CONFERENCE STANDINGS

## 1984 STANDINGS

	CONFERENCE					OVERALL						
	W	L	T	PCT.	PF	PA	W	L	T	PCT.	PF	PA
Montana State*\$	6	1	0	.857	229	136	12	2	0	.857	432	264
Nevada	5	2	0	.714	208	194	7	4	0	.636	325	298
Idaho	4	3	0	.571	241	187	6	5	0	.545	363	283
Boise State	4	3	0	.571	151	136	6	5	0	.545	256	227
Idaho State	4	3	0	.571	212	146	5	6	0	.454	316	259
Weber State	3	4	0	.428	174	223	5	6	0	.454	287	312
Northern Arizona	2	5	0	.286	125	156	4	6	0	.400	243	245
Montana	0	7	0	.000	133	254	2	8	1	.227	237	357

\*Big Sky Champion and automatic berth in NCAA I-AA Football Championship.  
\$NCAA I-AA National Champion.

## 1985 STANDINGS

	CONFERENCE					OVERALL						
	W	L	T	PCT.	PF	PA	W	L	T	PCT.	PF	PA
Idaho*	6	1	0	.859	236	117	9	3	0	.750	403	205
Nevada#	6	1	0	.859	282	108	11	2	0	.846	447	155
Boise State	5	2	0	.714	200	151	7	4	0	.636	288	211
Weber State	4	3	0	.571	251	222	6	5	0	.545	411	333
Idaho State	3	4	0	.428	225	201	5	6	0	.454	343	301
Montana	2	5	0	.285	140	262	3	8	0	.272	223	427
Northern Arizona	1	6	0	.149	94	213	3	8	0	.272	167	289
Montana State	1	6	0	.149	145	298	2	9	0	.181	296	436

\*Big Sky Champion and automatic berth in NCAA I-AA Football Championship.  
#At-large berth in NCAA I-AA Football Championship.

## 1986 STANDINGS

	CONFERENCE					OVERALL						
	W	L	T	PCT.	PF	PA	W	L	T	PCT.	PF	PA
Nevada*	7	0	0	1.000	259	111	13	1	0	.928	531	231
Northern Arizona	5	2	0	.714	187	137	7	4	0	.636	273	205
Idaho#	5	2	0	.714	185	146	8	4	0	.666	307	244
Montana&	4	4	0	.500	285	255	6	4	0	.600	362	306
Boise State	3	4	0	.428	135	111	5	6	0	.454	262	183
Weber State	2	5	0	.285	194	228	3	8	0	.272	332	351
Montana State	2	5	0	.285	149	265	3	8	0	.272	217	395
Idaho State&	1	7	0	.135	186	327	2	9	0	.181	261	413

\*Big Sky Champion and automatic berth in NCAA I-AA Football Championship.  
#At-large berth in NCAA I-AA Football Championship.

&Montana defeated Idaho State twice in Big Sky play with each game counting as a half game in the standings.

## 1987 STANDINGS

	CONFERENCE					OVERALL						
	W	L	T	PCT.	PF	PA	W	L	T	PCT.	PF	PA
Idaho*	7	1	0	.875	262	223	9	3	0	.750	358	339
Weber State#	7	1	0	.875	324	235	10	3	0	.769	489	382
Montana	5	3	0	.625	261	126	6	5	0	.545	323	205
Boise State	4	4	0	.500	270	217	6	6	0	.545	361	261
Nevada	4	4	0	.500	254	250	5	6	0	.454	314	300
Northern Arizona	4	4	0	.500	262	249	7	4	0	.636	385	292
Idaho State	3	5	0	.375	210	318	3	7	1	.318	301	445
Eastern Wash.	2	6	0	.250	189	262	4	7	0	.363	220	303
Montana State	0	8	0	.000	156	308	1	10	0	.090	230	460

\*Big Sky Champion and automatic berth in NCAA I-AA Football Championship.  
#At-large berth in NCAA I-AA Football Championship.

## 1988 STANDINGS

	CONFERENCE					OVERALL						
	W	L	T	PCT.	PF	PA	W	L	T	PCT.	PF	PA
Idaho*	7	1	0	.875	246	174	11	2	0	.846	392	302
Montana#	6	2	0	.750	212	121	8	4	0	.777	307	212
Boise State#	5	3	0	.625	212	225	8	4	0	.666	280	274
Northern Arizona	4	4	0	.500	211	188	6	5	0	.545	296	236
Weber State	4	4	0	.500	262	235	5	6	0	.454	360	341
Montana State	4	4	0	.500	227	211	4	7	0	.363	244	374
Nevada	4	4	0	.500	242	182	7	4	0	.636	333	242
Eastern Washington	2	6	0	.250	176	242	2	8	1	.227	217	372
Idaho State	0	8	0	.000	77	292	0	11	0	.000	143	424

\*Big Sky Champion and automatic berth in NCAA I-AA Football Championship.  
#At-large berth in NCAA I-AA Football Championship.

## 1989 STANDINGS

	CONFERENCE					OVERALL						
	W	L	T	PCT.	PF	PA	W	L	T	PCT.	PF	PA
Idaho*	8	0	0	1.000	314	203	9	3	0	.705	407	314
Montana#	7	1	0	.875	255	124	11	3	0	.786	448	283
Nevada	5	3	0	.625	246	218	7	4	0	.636	349	256
Boise State	5	3	0	.625	194	179	6	5	0	.545	261	245
Eastern Washington	4	4	0	.500	198	175	4	6	0	.400	255	264
Northern Arizona	2	6	0	.250	193	244	3	8	0	.273	259	330
Idaho State	2	6	0	.250	177	272	3	7	0	.300	231	325
Montana State	2	6	0	.250	153	210	4	7	0	.363	236	273
Weber State	1	7	0	.125	177	273	3	8	0	.273	286	301

\*Big Sky Champion and automatic berth in NCAA I-AA Football Championship.  
#At-large berth in NCAA I-AA Football Championship.

## 1990 STANDINGS

	CONFERENCE					OVERALL						
	W	L	T	PCT.	PF	PA	W	L	T	PCT.	PF	PA
Nevada*	7	1	0	.875	239	147	13	2	0	.866	497	321
Idaho#	6	2	0	.750	289	168	9	4	0	.692	477	342
Boise State#	6	2	0	.750	222	131	10	4	0	.714	382	258
Montana	4	4	0	.500	243	238	7	4	0	.636	372	275
Montana State	3	5	0	.375	223	227	4	7	0	.363	268	304
Northern Arizona	3	5	0	.375	196	344	5	6	0	.454	290	417
Weber State	3	5	0	.375	233	258	5	6	0	.454	309	307
Eastern Washington	3	5	0	.375	213	257	5	6	0	.454	300	360
Idaho State	1	7	0	.125	188	276	3	8	0	.272	265	359

\*Big Sky Champion and automatic berth in NCAA I-AA Football Championship.  
#At-large berths in NCAA I-AA Football Championship.

## 1991 STANDINGS

	CONFERENCE					OVERALL						
	W	L	T	PCT.	PF	PA	W	L	T	PCT.	PF	PA
Nevada*	8	0	0	1.000	329	178	12	1	0	1.000	556	244
Montana	6	2	0	.750	222	183	7	4	0	.636	274	241
Weber State#	6	2	0	.750	369	314	8	4	0	.666	516	421
Eastern Washington	4	4	0	.500	246	286	5	6	0	.454	301	364
Idaho	4	4	0	.500	271	231	6	5	0	.545	375	313
Boise State	4	4	0	.500	234	162	7	4	0	.636	355	197
Idaho State	2	6	0	.250	206	275	3	7	1	.318	286	358
Northern Arizona	1	7	0	.125	193	328	3	8	0	.272	294	404
Montana State	1	7	0	.125	127	241	2	9	0	.181	197	300

\*Big Sky Champion and automatic berth in NCAA I-AA Football Championship.  
#At-large berth in NCAA I-AA Football Championship.

# ALL-TIME CONFERENCE STANDINGS

## 1992 STANDINGS

	CONFERENCE					OVERALL				
	W	L	T	PCT.	PF PA	W	L	T	PCT.	PF PA
Idaho*	6	1	0	.857	311 197	9	2	0	.818	446 224
Eastern Wash.#	6	1	0	.857	169 115	7	3	0	.700	266 194
Weber State	4	3	0	.571	182 164	6	5	0	.545	283 269
Montana	4	3	0	.571	174 166	6	5	0	.545	290 223
Boise State	3	4	0	.428	133 173	5	6	0	.454	220 286
Northern Arizona	2	5	0	.286	123 162	4	7	0	.364	199 258
Montana State	2	5	0	.286	100 160	4	7	0	.364	170 212
Idaho State	1	6	0	.143	94 195	3	8	0	.272	218 316

\*Automatic berth in NCAA I-AA Football Championship. #At-large berth in NCAA I-AA Football Championship.

## 1993 STANDINGS

	CONFERENCE					OVERALL				
	W	L	T	PCT.	PF PA	W	L	T	PCT.	PF PA
Montana*	7	0	0	1.000	275 164	10	2	0	.833	501 309
Idaho#	5	2	0	.714	313 174	11	3	0	.786	593 353
Eastern Washington	5	2	0	.714	186 163	7	3	0	.700	285 225
Montana State	4	3	0	.571	178 171	7	4	0	.636	311 292
Weber State	3	4	0	.428	158 210	7	4	0	.636	315 319
Northern Arizona	3	4	0	.428	182 221	7	4	0	.636	315 319
Boise State	1	6	0	.143	135 228	3	8	0	.273	210 319
Idaho State^	0	7	0	.000	133 234	2	9	0	.182	264 307

\*Big Sky Champion and automatic berth in NCAA I-AA Football Championship.

#At-large berth in NCAA I-AA Football Championship.

^Forfeited two wins - NCAA probation.

## 1994 STANDINGS

	CONFERENCE					OVERALL				
	W	L	T	PCT.	PF PA	W	L	T	PCT.	PF PA
Boise State*	6	1	0	.857	202 126	13	2	0	.867	433 291
Montana#	5	2	0	.714	256 180	11	3	0	.786	483 294
Idaho	5	2	0	.714	302 165	9	3	0	.750	493 289
Northern Arizona	4	3	0	.571	201 194	7	4	0	.636	391 273
Idaho State	4	3	0	.571	165 241	6	5	0	.545	269 369
Eastern Washington	2	5	0	.286	152 198	4	7	0	.364	300 284
Weber State	2	5	0	.286	174 205	5	6	0	.455	308 300
Montana State	0	7	0	.000	137 280	3	8	0	.273	253 341

\*Big Sky Champion and automatic berth in NCAA I-AA Football Championship.

#At-large berth in NCAA I-AA Football Championship.

## 1995 STANDINGS

	CONFERENCE					OVERALL				
	W	L	T	PCT.	PF PA	W	L	T	PCT.	PF PA
Montana*\$	6	1	0	.857	310 187	13	2	0	.867	652 299
Boise State	4	3	0	.571	219 201	7	4	0	.636	361 265
Idaho#	4	3	0	.571	195 147	6	5	0	.545	287 209
Northern Arizona	4	3	0	.571	190 104	7	4	0	.636	403 163
Weber State	4	3	0	.571	160 194	6	5	0	.545	314 318
Idaho State	3	4	0	.429	141 175	6	5	0	.545	307 252
Montana State	2	5	0	.286	91 183	5	6	0	.455	193 262
Eastern Washington	1	6	0	.143	142 257	3	8	0	.273	238 357

\*Big Sky Champion and automatic berth in NCAA I-AA Football Championship.

\$NCAA Division I-AA National Champion.

#At-large berth in NCAA I-AA Football Championship.

## 1996 STANDINGS

	CONFERENCE					OVERALL				
	W	L	T	PCT.	PF PA	W	L	T	PCT.	PF PA
Montana*	8	0	0	1.000	325 164	14	1	0	.933	638 264
Northern Arizona#	7	1	0	.875	324 229	9	3	0	.750	506 333
Cal State Northridge	5	3	0	.625	291 225	7	4	0	.636	407 313
Weber State	5	3	0	.625	235 208	7	4	0	.636	325 262
Eastern Washington	4	4	0	.500	213 189	6	5	0	.545	305 254
Montana State	4	4	0	.500	166 171	6	5	0	.545	247 222
Idaho State	2	6	0	.250	224 246	4	7	0	.364	320 316
Portland State	1	7	0	.125	117 292	3	8	0	.273	196 359
Sacramento State	0	8	0	.000	190 361	1	10	0	.090	248 466

\*Big Sky Champion and automatic berth in NCAA I-AA Football Championship.

#At-large berth in NCAA I-AA Football Championship.

## 1997 STANDINGS

	CONFERENCE					OVERALL				
	W	L	T	PCT.	PF PA	W	L	T	PCT.	PF PA
Eastern Wash.*	7	1	0	.875	264 147	12	2	0	.857	481 245
Montana#	6	2	0	.750	282 135	8	4	0	.667	362 206
Montana State	5	3	0	.625	158 145	6	5	0	.545	227 207
Cal State Northridge	4	4	0	.500	205 210	6	6	0	.500	370 317
Weber State	4	4	0	.500	188 182	6	5	0	.545	257 251
Northern Arizona	4	4	0	.500	219 212	6	5	0	.545	302 253
Portland State	3	5	0	.375	170 186	4	7	0	.365	212 294
Idaho State	2	6	0	.250	135 241	3	8	0	.272	188 356
Sacramento State	1	7	0	.125	156 303	1	10	0	.090	188 398

\*Big Sky Champion and automatic berth in NCAA I-AA Football Championship.

#At-large berth in NCAA I-AA Football Championship.

## 1998 STANDINGS

	CONFERENCE					OVERALL				
	W	L	T	PCT.	PF PA	W	L	T	PCT.	PF PA
Montana*	6	2	0	.750	209 162	8	4	0	.667	339 315
Cal State Northridge	5	3	0	.625	234 189	7	4	0	.636	333 270
Montana State	5	3	0	.625	253 216	7	4	0	.636	348 254
Weber State	4	4	0	.500	148 150	6	5	0	.545	240 193
Portland State	4	4	0	.500	255 234	5	6	0	.455	347 353
Eastern Washington	4	4	0	.500	239 204	5	6	0	.455	316 297
Northern Arizona	3	5	0	.375	166 202	6	5	0	.545	241 227
Sacramento State	3	5	0	.375	225 239	5	6	0	.455	289 300
Idaho State	2	6	0	.250	159 292	3	8	0	.273	221 415

\*Big Sky Champion and automatic berth in NCAA I-AA Football Championship.

## 1999 STANDINGS

	CONFERENCE					OVERALL				
	W	L	T	PCT.	PF PA	W	L	T	PCT.	PF PA
Montana*	7	1	0	.875	407 194	9	3	0	.750	537 284
Portland State	6	2	0	.750	303 244	8	3	0	.727	399 334
Eastern Washington	6	2	0	.750	254 233	7	4	0	.636	326 336
CS Northridge#	5	3	0	.625	230 250	6	5	0	.545	298 398
Sacramento State	3	5	0	.375	294 250	6	5	0	.545	414 310
Weber State#	3	5	0	.375	195 310	4	7	0	.364	251 393
Idaho State#	2	6	0	.250	202 335	4	7	0	.364	269 350
Montana State#	2	6	0	.250	147 292	4	7	0	.364	269 350
Northern Arizona^\$	2	6	0	.250	282 205	4	8	0	.333	409 370

\*Big Sky Champion and automatic berth in NCAA I-AA Football Championship.

#At-large berth in NCAA I-AA Football Championship.

^Awarded one forfeit win against Northern Arizona. ^Forfeited four wins for use of an ineligible player.

# ALL-TIME CONFERENCE STANDINGS

## 2000 STANDINGS

	CONFERENCE						OVERALL					
	W	L	T	PCT.	PF	PA	W	L	T	PCT.	PF	PA
Montana*	8	0	0	1.000	245	161	13	2	0	.867	475	288
Portland State\$	5	3	0	.625	270	201	8	4	0	.667	406	325
Sacramento State	5	3	0	.625	258	227	7	4	0	.636	329	279
Weber State	5	3	0	.625	187	145	7	4	0	.636	272	219
Eastern Washington	5	3	0	.625	218	175	6	5	0	.545	288	243
Idaho State	4	4	0	.500	220	255	6	5	0	.545	329	351
Cal State Northridge	2	6	0	.250	238	296	4	7	0	.364	308	391
Northern Arizona	2	6	0	.250	162	189	3	8	0	.273	245	275
Montana State	0	8	0	.000	96	245	0	11	0	.000	131	359

\*Big Sky Champion and automatic berth in NCAA I-AA Football Championship  
 \$At-large berth in NCAA I-AA Football Championship

## 2001 STANDINGS

	CONFERENCE						OVERALL					
	W	L	T	PCT.	PF	PA	W	L	T	PCT.	PF	PA
Montana*\$	7	0	0	1.000	250	151	15	1	0	.938	533	293
Northern Arizona#	5	2	0	.714	277	230	8	4	0	.667	399	341
Portland State	5	2	0	.714	250	205	7	4	0	.636	365	314
Montana State	4	3	0	.571	228	174	5	6	0	.455	309	329
Eastern Washington	3	4	0	.429	259	262	7	4	0	.636	461	349
Weber State	2	5	0	.286	221	275	3	8	0	.273	347	441
Idaho State	1	6	0	.143	179	275	4	7	0	.364	331	333
Sacramento State	1	6	0	.143	179	271	2	9	0	.182	249	424

\*Big Sky Champion and automatic berth in NCAA I-AA Football Championship.  
 \$NCAA I-AA National Champion.  
 #At-large berth in NCAA I-AA Football Championship.

## 2002 STANDINGS

	CONFERENCE						OVERALL					
	W	L	T	PCT.	PF	PA	W	L	T	PCT.	PF	PA
Montana State*	5	2	0	.714	169	125	7	6	0	.538	298	282
Montana#	5	2	0	.714	173	125	11	3	0	.786	441	260
Idaho State	5	2	0	.714	184	112	8	3	0	.727	331	188
Portland State	3	4	0	.429	166	161	6	5	0	.545	236	245
Sacramento State	3	4	0	.429	211	228	5	7	0	.417	325	380
Eastern Washington	3	4	0	.429	209	198	6	5	0	.545	365	276
Northern Arizona	3	4	0	.429	154	197	6	5	0	.545	252	284
Weber State	1	6	0	.143	116	236	3	8	0	.273	266	309

\*Automatic berth in NCAA I-AA Football Championship  
 #Received at-large bid in NCAA I-AA Football Championship

## 2003 STANDINGS

	CONFERENCE						OVERALL					
	W	L	T	PCT.	PF	PA	W	L	T	PCT.	PF	PA
Montana State*	5	2	0	.714	197	118	7	6	0	.538	330	215
Montana#	5	2	0	.714	240	122	9	4	0	.692	430	266
Northern Arizona#	5	2	0	.714	233	192	9	4	0	.692	409	305
Weber State	4	3	0	.571	183	165	8	4	0	.667	325	241
Idaho State	4	3	0	.571	224	260	8	4	0	.667	394	423
Eastern Washington	3	4	0	.429	230	247	6	5	0	.545	344	321
Portland State	1	6	0	.143	105	214	4	7	0	.364	220	327
Sacramento State	1	6	0	.143	117	211	2	9	0	.182	237	332

\*Automatic berth in NCAA I-AA Football Championship.  
 #Received at-large bid in NCAA Division I-AA Playoffs

## 2004 STANDINGS

	CONFERENCE						OVERALL					
	W	L	T	PCT.	PF	PA	W	L	T	PCT.	PF	PA
Montana*	6	1	0	.857	253	171	12	3	0	.800	535	339
Eastern Wash.#	6	1	0	.857	308	149	9	4	0	.692	488	323
Montana State	4	3	0	.571	222	195	6	5	0	.545	296	285
Portland State	4	3	0	.571	207	161	7	4	0	.636	335	223
Northern Arizona	3	4	0	.429	169	210	4	7	0	.364	244	314
Idaho State	2	5	0	.286	145	197	3	8	0	.273	266	357
Sacramento State	2	5	0	.286	124	223	3	8	0	.273	190	415
Weber State	1	6	0	.143	125	247	1	10	0	.091	202	375

\*Automatic berth in NCAA I-AA Football Championship. #Received at-large bid in NCAA I-AA Football Championship

## 2005 STANDINGS

	CONFERENCE						OVERALL					
	W	L	T	PCT.	PF	PA	W	L	T	PCT.	PF	PA
Eastern Wash.*	5	2	0	.714	251	151	7	5	0	.583	423	278
Montana State	5	2	0	.714	194	175	7	4	0	.636	276	251
Montana#	5	2	0	.714	173	109	8	4	0	.667	306	218
Portland State	4	3	0	.571	230	182	6	5	0	.545	313	273
Weber State	4	3	0	.571	172	171	6	5	0	.545	277	277
Idaho State	3	4	0	.429	184	215	5	6	0	.455	298	304
Sacramento State	1	6	0	.143	128	218	2	9	0	.182	192	352
Northern Arizona	1	6	0	.143	125	236	3	8	0	.273	233	328

\*Automatic berth in NCAA I-AA Football Championship  
 #Received at-large bid in NCAA I-AA Football Championship

## 2006 STANDINGS

	CONFERENCE						OVERALL					
	W	L	T	PCT.	PF	PA	W	L	T	PCT.	PF	PA
#Montana	8	0	0	1.000	264	140	12	2	0	.857	385	225
^Montana State	6	2	0	.750	170	145	8	5	0	.615	261	286
Portland State	6	2	0	.750	200	99	7	4	0	.636	245	202
Northern Arizona	5	3	0	.625	291	202	6	5	0	.545	378	296
Sacramento State	4	4	0	.500	142	196	4	7	0	.364	168	288
Weber State	3	5	0	.375	171	205	4	7	0	.364	201	265
Eastern Washington	3	5	0	.375	180	167	3	8	0	.273	214	296
Idaho State	1	7	0	.125	173	237	2	9	0	.182	255	373
\$Northern Colorado	0	8	0	.000	80	280	1	10	0	.100	129	373

\$Because of NCAA transition requirements, Northern Colorado was not eligible to win the conference title, or advance to the postseason  
 #Won Big Sky Regular-Season Title. ^Earned at-large bid to Division I Football Championship.

## 2007 STANDINGS

	CONFERENCE						OVERALL					
	W	L	T	PCT.	PF	PA	W	L	T	PCT.	PF	PA
#Montana	8	0	0	1.000	234	124	11	1	0	.917	377	168
^Eastern Wash.	6	2	0	.750	258	149	9	4	0	.692	437	288
Northern Arizona	5	3	0	.625	230	226	6	5	0	.545	322	305
Montana State	4	4	0	.500	191	191	6	5	0	.545	266	239
Weber State	4	4	0	.500	225	218	5	6	0	.455	299	324
Portland State	3	5	0	.375	292	305	3	8	0	.273	338	418
Sacramento State	3	5	0	.375	172	192	3	8	0	.273	201	305
Idaho State	2	6	0	.250	196	273	3	8	0	.373	271	393
Northern Colorado	1	7	0	.125	96	216	1	11	0	.083	136	415

#Regular-Season Champion and Automatic Bid to Playoffs.  
 ^Earned at-large bid to Division I Football Championship

# ALL-TIME CONFERENCE STANDINGS

## 2008 STANDINGS

	CONFERENCE					OVERALL						
	W	L	T	PCT.	PF	PA	W	L	T	PCT.	PF	PA
#Weber State	7	1	0	.875	287	172	10	4	0	.713	493	317
^Montana	7	1	0	.875	269	110	14	2	0	.875	509	284
Eastern Washington	5	3	0	.625	223	184	6	5	0	.545	323	295
Montana State	5	3	0	.626	190	207	7	5	0	.583	319	332
Northern Arizona	4	4	0	.500	216	219	6	5	0	.545	316	273
Sacramento State	3	5	0	.375	198	253	6	6	0	.500	319	324
Portland State	3	5	0	.375	220	236	4	7	0	.364	284	357
Northern Colorado	1	7	0	.125	150	188	1	10	0	.091	225	326
Idaho State	1	7	0	.125	177	316	1	11	0	.083	256	494

# Co-Regular-Season Championship and Automatic Bid to Playoffs.

^Co-Regular-Season Championship and at-large bid to playoffs

## 2009 STANDINGS

	CONFERENCE					OVERALL						
	W	L	T	PCT.	PF	PA	W	L	T	PCT.	PF	PA
#Montana	8	0	0	1.000	290	164	14	1	0	.933	537	285
*Weber State	6	2	0	.750	246	155	7	5	0	.583	338	260
*Eastern Wash.	6	2	0	.750	288	184	8	4	0	.667	404	329
Montana State	5	3	0	.625	299	156	7	4	0	.636	257	230
Sacramento State	4	4	0	.500	221	267	5	6	0	.455	274	371
Northern Arizona	4	4	0	.500	254	216	5	6	0	.455	327	327
Northern Colorado	1	7	0	.125	147	210	3	8	0	.273	202	288
Portland State	1	7	0	.125	160	294	2	9	0	.182	232	372
Idaho State	1	7	0	.125	117	277	1	10	0	.091	142	424

#Regular-season champion. \*Earned At-Large bid to FCS Playoffs

## 2010 STANDINGS

	CONFERENCE					OVERALL						
	W	L	T	PCT.	PF	PA	W	L	T	PCT.	PF	PA
*Eastern Wash.	7	1	0	.875	246	171	13	2	0	.867	472	374
*#Montana State	7	1	0	.875	250	214	9	3	0	.750	396	310
Montana	5	3	0	.625	216	189	7	4	0	.545	349	243
Sacramento State	5	3	0	.625	289	186	6	5	0	.545	353	272
Weber State	5	3	0	.625	218	231	6	5	0	.545	279	342
Northern Arizona	4	4	0	.500	220	154	6	5	0	.545	314	218
Northern Colorado	2	6	0	.250	208	266	3	8	0	.273	275	345
Portland State	1	7	0	.125	207	289	2	9	0	.182	257	445
Idaho State	0	8	0	.000	116	270	1	10	0	.091	172	366

#Co-Regular-season champion. Earned Automatic Bid to FCS playoffs.

\*Co-Regular-season champion. Earned At-Large bid to FCS Playoffs



BOBBY HAUCK WON SEVEN BIG SKY CHAMPIONSHIPS IN HIS SEVEN SEASONS WITH THE MONTANA GRIZZLIES. HAUCK, NOW THE HEAD COACH AT UNLV, COMPILED A CONFERENCE RECORD OF 47-6.



WEBER STATE FINISHED 7-1 IN BIG SKY PLAY IN 2008, WINNING A SHARE OF ITS FIRST CONFERENCE TITLE SINCE 1968.

# ALL-CONFERENCE TEAMS

## 1963 ALL-CONFERENCE TEAM

### FIRST-TEAM

E - Lynn Corbridge, Weber State  
E - Chris Pomajevich, Montana  
OT - John Miller, Idaho State  
OT - Ron Trussell, Weber State  
OG - Jerry Luchau, Montana  
OG - Tom Monterossi, Montana State  
C - Ben Sanford, Idaho State  
QB - Ken Christison, Montana State  
HB - Dan Sundling, Montana State  
HB - Nick Yorges, Idaho State  
FB - Dave Miller, Montana State  
FB - Frank Bentley, Weber State  
FB - Pete Gotay, Montana  
FB - Ted Schmidt, Idaho State

### SECOND-TEAM

E - Archie Warwick, Montana State  
E - Ken Dean, Idaho State  
E - Carl Humphrey, Idaho State  
OT - Joe Tiller, Montana State  
OT - Bob Hampton, Montana State  
OT - Mike Tilleman, Montana  
OG - Howard Ross, Montana State  
OG - Gary Hansen, Weber State  
OG - Robert Helton, Idaho State  
C - Terry Albrecht, Montana State  
QB - Bill Shaw, Idaho State  
HB - Dick Pruitt, Weber State  
HB - Will Fennal, Montana State

## 1964 ALL-CONFERENCE TEAM

### FIRST-TEAM

E - Dennis Anderson, Weber State  
E - Gary Decolati, Montana State  
OT - Gene Kelikull, Idaho State  
OT - Tom Marlan, Montana State  
OG - Gary Carle, Montana State  
OG - Jerry Ross, Montana State  
C - Terry Albrecht, Montana State  
C - Wayne Harrington, Montana  
QB - Gill Shaw, Idaho State  
HB - Dan Sundling, Montana State  
HB - Paul Connelly, Montana  
FB - Dave Miller, Montana State

### SECOND-TEAM

E - Carl Humphrey, Idaho State  
E - Bob Crippen, Montana  
OT - Bob Hampton, Montana State  
OT - Mike Tilleman, Montana  
OG - Jim Anaya, Idaho State  
OG - Floyd Joramo, Montana  
QB - Ray Foley, Montana State  
HB - Harlan Hare, Idaho State  
HB - George Douglas, Idaho State  
HB - Dick Pruitt, Weber State  
FB - Cliff Chilton, Idaho State

## 1965 ALL-CONFERENCE TEAM

### OFFENSE

E - Ron Arnold, Idaho State  
E - Terry Bergren, Montana  
OT - Joe Dobson, Idaho  
OT - Tom Marlan, Montana State  
OG - Dave Triplett, Idaho  
OG - Jim Mann, Weber State  
C - Steve Buratto, Idaho  
QB - Tim Jones, Weber State  
RB - Henry Owens, Weber State  
RB - Ray McDonald, Idaho  
RB - Willie Jones, Montana  
RB - Tim Lavens, Idaho

### DEFENSE

DE - Tom Stephens, Idaho  
DE - Tony Mackinnon, Weber State  
DT - Sid Otten, Weber State  
DT - Dick Arndt, Idaho  
MG - John Boisen, Idaho  
LB - Gary Carle, Montana State  
LB - Ron Porter, Idaho  
LB - Jerry Campbell, Idaho  
DB - Bill Scott, Idaho  
DB - George Douglas, Idaho State  
S - Mitch Gainer, Weber State

## 1966 ALL-CONFERENCE TEAM

### OFFENSE

E - Tony Mackinnon, Sr, Weber State  
E - Gary Richards, Sr, Montana State  
OT - Jim Schmedding, Jr, Weber State  
OT - Clark Smith, Sr, Montana State  
OG - Steve Ulrich, Jr, Idaho  
OG - Jim Mann, Sr, Weber State  
C - Bob Skuse, Sr, Idaho  
QB - Tim Jones, Sr, Weber State  
RB - Ray McDonald, Sr, Idaho  
RB - Don Hass, Jr, Montana State  
RB - Lee White, Jr, Weber State  
RB - Phil Tuckett, Jr, Weber State

### DEFENSE

DE - Tom Stephens, Sr, Idaho  
DE - Ron McCall, Sr, Weber State  
DT - Ron East, Sr, Montana State  
DT - Lew Kamanu, Sr, Weber State  
MG - Dick Arndt, Sr, Idaho  
LB - Ron Porter, Sr, Idaho  
LB - Wayne Purdham, Sr, Montana State  
LB - Danny Litzenberger, Jr, Weber State  
DB - Ben Vaughn, Sr, Montana State  
DB - Dan Hodge, Sr, Montana State  
S - Warren Hill, Sr, Montana

## 1967 ALL-CONFERENCE TEAM

### OFFENSE

E - Hank Uraz, Sr, Montana State  
F - John Knight, Sr, Weber State  
OT - Lon Howard, Jr, Montana  
OT - Jim Thiemens, Jr, Idaho  
OG - Jim Schmedding, Sr, Weber State  
OG - Herb White, Jr, Montana  
C - Steve Ulrich, Sr, Idaho  
QB - Dennis Erickson, Jr, Montana State  
RB - Lee White, Sr, Weber State  
RB - Don Hass, Sr, Montana State  
RB - Bryan Magnuson, Sr, Montana  
RB - Jim Pearsa II, Jr, Idaho

### DEFENSE

DE - Otis Thomas, Sr, Idaho State  
DE - Larry Huggins, Sr, Montana  
DE - Dennis Muhlbeier, Sr, Montana State  
DT - Kayo Trepanier, Sr, Montana State  
DT - Steve Hanrahan, Sr, Weber State  
DT - Bob Graham, Sr, Montana  
MG - Jerry Jimison, Sr, Montana State  
LB - Bob Beers, Jr, Montana  
LB - Leroy Harris, Jr, Idaho State  
LB - Earl Hanson, Sr, Montana State  
DB - Ken Dotson, Jr, Idaho  
DB - Steve Halloway, Sr, Weber State  
DB - Russ Dodge, Sr, Montana State  
S - Bill Rogers, Sr, Weber State  
S - Wayne Pitzer, Sr, Montana State  
S - Mick O'Neill, Jr, Montana

## 1968 ALL-CONFERENCE TEAM

### OFFENSE

E - Jerry Hendren, Jr, Idaho  
E - Pete Davis, Sr, Weber State  
OT - Tuufuli Uperesa, Jr, Montana  
OT - John Winchell, Jr, Montana State  
OG - Jim Massey, Jr, Weber State  
OG - Tony Welzenbach, Sr, Montana State  
C - Gene Wasia, Jr, Montana State  
QB - Dennis Erickson, Sr, Montana State  
RB - Ed Bell, Jr, Idaho State  
RB - Paul Schafer, So., Montana State  
RB - Rob Young, Sr, Idaho

### DEFENSE

DE - Herb White, Sr, Montana  
DE - Greg Crowshaw, Jr, Weber State  
DT - Halvor Hagen, Sr, Weber State  
DT - Rocky Tope, So, Montana State  
MG - Carter Campbell, Jr, Weber State  
MG - Eric Wheeler, Jr, Montana State  
LB - Joe Tasby, Jr, Idaho  
LB - Roger Trincherro, Sr, Weber State  
LB - Ray Becky, Sr, Montana State  
LB - Bob Beers, Sr, Montana  
DB - Ken Dotson, Sr, Idaho  
DB - Leroy Harris, Sr, Idaho State  
S - Billy Satterfield, Sr, Idaho State

# ALL-CONFERENCE TEAMS

## 1969 ALL-CONFERENCE TEAM OFFENSE

E - Jerry Hendren, Sr, Idaho  
E - Ed Bell, Sr, Idaho State  
OT - Tuufuli Uperesa, Sr, Montana  
OT - Bill Gutman, Sr, Montana  
OG - Mike Cronquist, Jr, Montana State  
OG - John Stedham, Sr, Montana  
C - Joe McGrath, Sr, Idaho State  
QB - Jerry Dunne, Jr, Idaho State  
RB - Sam Gipson, Sr., Weber State  
RB - Les Kent, Jr., Montana  
RB - Arnie Blancas, Jr., Montana

## DEFENSE

DE - Jim Nordstrom, Sr, Montana  
DE - Russell Melby, Sr, Weber State  
DE - Steve Mandelkow, Jr, Idaho State  
DT - Carter Campbell, Sr, Weber State  
DT - Larry Chandler, Jr, Idaho State  
DT - Larry Stranahan, Jr, Montana  
MG - Larry Miller, Jr, Montana  
LB - Ambrose Costa, Sr, Idaho  
LB - Tim Gallagher, Jr., Montana  
LB - Roosevelt Owens, Sr., Idaho  
LB - Ron Linehan, So., Idaho  
DB - Roy Robinson, Sr., Montana  
DB - Jerry Williams, SR., Weber State  
S - Karl Stein, Jr., Montana

## 1970 ALL-CONFERENCE TEAM OFFENSE

E - Rich Nielsen, Sr, Weber State  
E - Terry Moreland, Jr, Idaho  
OT - Steve Okoniewski, Jr, Montana  
OT - Clayton Anquin, Jr, Weber State  
OG - Polo Afuvai, Sr, Weber State  
OG - Dave Flynt, Sr, Weber State  
C - Stan Geyer, Jr, Idaho State  
QB - Jerry Dunne, Sr, Idaho State  
RB - Fred Riley, Jr, Idaho  
RB - Paul Schafer, Sr, Montana State  
RB - Arnie Blancas, Sr, Montana

## DEFENSE

E - Gary Gustafson, Sr, Montana State  
E - Tim Reese, Sr, Idaho  
E - Henry Reed, Sr, Weber State  
T - Larry Miller, Sr, Montana  
T - Rocky Tope, Jr, Montana State  
LB - Mike Boettcher, Jr, Northern Arizona  
LB - Ras Cattalico, Jr, Idaho State  
LB - Ron Linehan, Jr, Idaho  
CB - Louis Hurst, Sr, Idaho State  
CB - Bob Wilson, Sr, Weber State  
S - Karl Stein, Sr, Montana  
S - Bob Banaugh, Jr, Montana State

## 1971 ALL-CONFERENCE TEAM OFFENSE

E - Don Hutt, So, Boise State  
E - Tom Hofmann, So, Idaho State  
OT - Steve Okoniewski, Sr, Weber State  
OT - Dave Taylor, Sr, Montana  
OG - Andy Kupp, Sr, Idaho  
OG - Jim Campasano, Sr, Weber State  
C - Ray Stachnik, Sr, Montana  
QB - Eric Guthrie, Sr, Boise State  
HB - Steve Caputo, Sr, Montana  
HB - Fred Riley, Sr, Idaho  
FB - Jim Nichols, Jr, Weber State

## DEFENSE

DE - Tom Toner, Jr, Idaho State  
DE - Rick Simmons, Jr, Idaho  
DT - Don Ritchey, Sr, Weber State  
DT - Bill Kollar, So, Montana State  
MG - Steve Barker, Sr, Idaho  
LB - Rand Marquess, Jr, Idaho  
LB - Steve Vogel, Sr, Boise State  
LB - Ron Linehan, Sr, Idaho  
CB - Eddie Robinson, Sr, Montana State  
CB - Phil Price, Sr, Idaho State  
S - Bob Banaugh, Sr, Montana State

## 1972 ALL-CONFERENCE TEAM OFFENSE

E - Don Hutt, Jr, Boise State  
E - Sam McCullum, Jr, Montana State  
E - Al Marshall, Sr, Boise State  
OT - Allan Young, Sr, Montana State  
OT - Tony Ramonas, Jr, Idaho State  
OG - Barry Darrow, Sr, Montana  
OG - Rich Watkins, Sr, Weber State  
C - Ken Muhlbier, Sr, Idaho  
C - Kit Blue, Jr, Montana  
QB - Zoonie McLean, Sr, Montana State  
HB - Rene Garnett, So, Idaho State  
HB - Al Butler, Sr, Weber State  
HB - Bernie Rembert, Sr, Idaho  
FB - Don Bagley, So, Montana State  
FB - Mike Davis, Sr, Idaho State  
FB - Milford Suida, Jr, Northern Arizona

## DEFENSE

DE - Leo LaRoche, Sr, Montana  
DE - Tom Toner, Sr, Idaho State  
DT - Bill Kollar, Jr, Montana State  
DT - Curt Brandon, Sr, Montana State  
LB - Rand Marquess, Sr, Idaho  
LB - Phil Spain, Sr, Idaho State  
LB - John Knoble, Sr, Weber State  
LB - Ron Rosenberg, So, Montana  
CB - Doug Vickery, Sr, Montana State  
CB - Greg Fredrick, Sr, Boise State  
CB - Rufus Mullen, Sr, Northern Arizona  
S - Mick Dennehy, Sr, Montana  
S - Monte Boston, Sr, Montana State

## 1973 ALL-CONFERENCE TEAM OFFENSE

E - Don Hutt, Sr, Boise State  
E - Tom Hofmann, Jr, Idaho State  
E - Bill Kashetta, Sr, Idaho  
OT - Al Davis, Sr, Boise State  
OT - Alan Ward, Jr, Montana State  
OG - Leon Potkay, Sr, Montana State  
OG - Dan Dixon, Sr, Boise State  
C - John Klotz, Sr, Boise State  
QB - Jim McMillan, Jr, Montana State  
HB - Wayne Edwards, Jr, Montana State  
HB - Jim Smith, Sr, Northern Arizona  
FB - Brian Gladwell, Jr, Weber State

## DEFENSE

DE - Dave Benson, Jr, Weber State  
DE - Steve Taylor, Sr, Montana  
DE - Mark Goodman, Sr, Boise State  
DE - Greg Maurer, Jr., Montana State  
DT - Bill Kollar, Sr, Montana State  
DT - Loyd Grimsrud, Sr, Idaho  
LB - Ron Ueland, Sr, Montana State  
LB - Joe Mattie, Sr, Idaho State  
LB - Dusty Birkenbuel, Jr, Montana State  
CB - Dave Harrington, Sr, Montana  
CB - Randy Hall, Sr, Idaho  
CB - Sylvester Hardy, Jr, Montana  
CB - Randy Hickel, So, Montana State  
CB - Ron Neal, Sr, Boise State  
S - Steve Dodds, Jr, Montana State  
S - Bucky Burns, Sr, Idaho

## 1974 ALL-CONFERENCE TEAM OFFENSE

WR - Mike Holton, So, Boise State  
WR - Tom Hofman, Sr, Idaho State  
TE - Steve Duncanson, Jr, Idaho  
OT - Luther Parker, Sr, Weber State  
OT - Alan Ward, Sr, Montana State  
OG - John Roman, Sr, Idaho State  
OG - Jim Boyle, Sr, Montana State  
C - Joe Johnson, Sr, Montana State  
QB - Jim McMillan, Sr, Boise State  
RB - Steve Kracher, Jr, Montana State  
FB - J. C. Chadband, Jr, Idaho  
PK - Pat Bolton, Jr, Montana State

## DEFENSE

DL - Saia Misa, Jr, Boise State  
DL - Wayne Hammond, Sr, Montana State  
DL - Matt Kendon, Sr, Idaho State  
DL - Ray Naworal, Sr, Idaho State  
LB - Ron Davis, Sr, Boise State  
LB - Loren Schmidt, Sr, Boise State  
LB - Ron Rosenberg, Sr, Montana  
DB - Rolly Woolsey, Sr, Boise State  
DB - Steve Dodds, Sr, Montana State  
DB - Sylvester Hardy, Sr, Montana  
DB - Greg Anderson, So, Montana  
P - Steve Beller, Sr, Idaho State

# ALL-CONFERENCE TEAMS

## 1975 ALL-CONFERENCE TEAM OFFENSE

WR - Mike Holton, Jr, Boise State  
 WR - John Crabtree, Sr, Boise State  
 TE - Steve Duncanson, Sr, Idaho  
 OT - Rick Scribner, Jr, Idaho State  
 OT - Everett Carr, Jr, Boise State  
 OG - Ron Iverson, Sr, Montana State  
 OG - Glenn Sparks, Sr, Boise State  
 C - Rich Rodgers, Sr, Idaho State  
 QB - Dave Comstock, Sr, Idaho  
 RB - Steve Kracher, Sr, Montana State  
 RB - John Smith, Sr, Boise State  
 FB - J.C. Chadband, Sr, Idaho  
 PK - Pat Bolton, Sr, Montana State

### DEFENSE

L - Ed Spann, Sr, Weber State  
 L - Brad Daws, Sr, Montana State  
 L - Greg Taylor, So, Idaho State  
 L - Steve Mullen, Sr, Montana State  
 LB - Wayne Hill, Jr, Idaho State  
 LB - Gary Gorrell, Sr, Boise State  
 LB - Rick Noel, Sr, Idaho State  
 B - Bill Keilty, Sr, Idaho  
 B - Gary Rosolowich, Jr, Boise State  
 B - Greg Anderson, Jr, Montana  
 B - Steve Kapaun, Sr, Idaho State  
 P - Dannie Marelli, Sr, Weber State

## 1976 ALL-CONFERENCE TEAM OFFENSE

WR - Paul Cooley, Sr, Montana  
 WR - Mike Holton, Sr, Boise State  
 TE - Ron McCullough, Jr, Montana State  
 OT - Rick Scribner, Sr, Idaho State  
 OT - Wil Overgaard, Sr, Idaho  
 OG - Everett Carr, Sr, Boise State  
 OG - Larry Friedrichs, Jr, Northern Arizona  
 OG - Clarence Hough, Sr, Idaho  
 C - John Yarno, Sr, Idaho  
 QB - Paul Dennehy, So, Montana State  
 RB - Tom Kostuba, So, Montana State  
 RB - Robert Brooks, Jr, Idaho  
 FB - Carl Golden, So, Northern Arizona  
 PK - Tom Jurich, Jr, Northern Arizona

### DEFENSE

DL - Chris Malmgren, Jr, Boise State  
 DL - Richard Lyman, Jr, Montana State  
 DL - Ray Allred, Jr, Idaho State  
 DL - Les Leininger, Sr, Montana State  
 DL - Chris Tormey, Jr, Idaho  
 LB - Tim Nixon, Sr, Montana State  
 LB - Wayne Hill, Sr, Idaho State  
 LB - Kjel Kiilsgaard, Sr, Idaho  
 DB - Greg Anderson, Sr, Montana  
 DB - Gary Rosolowich, Sr, Boise State  
 DB - Doug Battershill, So, Weber State  
 DB - Harold Smith, So, Northern Arizona  
 DB - Vince Dodds, Sr, Montana State  
 P - Bob Martin, Sr, Northern Arizona

## 1977 ALL-CONFERENCE TEAM OFFENSE

WR - Terry Hutt, Sr, Boise State  
 WR - Tom Coleman, Sr, Weber State  
 TE - Kent Critchlow, Jr, Weber State  
 OT - Jon Borchardt, Jr, Montana State  
 OT - Harold Cotton, Sr, Boise State  
 OG - Lee Washburn, Sr, Montana State  
 OG - Larry Friedrichs, Sr, Northern Arizona  
 OG - Alva Liles, Sr, Boise State  
 C - Mark Villano, Jr, Boise State  
 QB - Morris Bledsoe, Jr, Weber State  
 RB - Delmar Jones, Jr, Montana State  
 RB - Terry Zahner, Fr, Boise State  
 RB - Monty Bullerdick, Jr, Montana  
 FB - Carl Golden, Jr, Northern Arizona  
 PK - Tom Jurich, Sr, Northern Arizona

## MONTANA STATE'S DELMAR JONES



### DEFENSE

DL - Rick Vancleeve, Jr, Montana State  
 DL - Chris Malmgren, Sr, Boise State  
 DL - Tim Sanford, Sr, Idaho  
 DL - Ray Allred, Sr, Idaho State  
 LB - Jerry Lumpkins, Jr, Northern Arizona  
 LB - Willie Beamon, Jr, Boise State  
 LB - Tim Evans, Jr, Weber State  
 DB - Cleveland Dansby, Sr, Northern Arizona  
 DB - Ken West, Sr, Boise State  
 DB - Dennis Duncanson, Jr, Weber State  
 DB - Harold Smith, Jr, Northern Arizona  
 P - Ralph Lowe, Sr, Idaho

## 1978 ALL-CONFERENCE TEAM OFFENSE


WR - Randy Jordan, Sr, Weber State  
 WR - Greg Smith, Jr, Idaho State  
 TE - Butch Damberger, Jr, Montana State  
 TE - Allan Green, Jr, Montana  
 OT - Jon Borchardt, Sr, Montana State  
 OT - Guy Bingham, Jr, Montana  
 OG - Jay Daly, Jr, Montana State  
 OG - Dale Phillips, Sr, Boise State  
 C - Mark Villano, Sr, Boise State  
 QB - Morris Bledsoe, Sr, Weber State  
 FB - David Hughes, So, Boise State  
 RB - Allan Clark, Sr, Northern Arizona  
 RB - Cedric Minter, So, Boise State  
 Ret. - Ray Smith, Sr, Northern Arizona  
 PK - Tom Sarette, Sr, Boise State

### DEFENSE

DL - Steve Fisher, Sr, Montana  
 DL - Neal Higginson, Sr, Northern Arizona  
 DL - Sam Martin, Jr, Montana  
 DL - Rick Vancleeve, Sr, Montana State

LB - Ed Hightower, Sr, Northern Arizona  
 LB - Larry Polowski, Sr, Boise State  
 LB - Otto Ribary, Jr, Weber State  
 LB - Bob MaCauley, Sr, Boise State  
 LB - Jerry Lumpkin, Sr, Northern Arizona  
 DB - Dennis Duncanson, Sr, Weber State  
 DB - Ray Smith, Sr, Northern Arizona  
 DB - Harold Smith, Sr, Northern Arizona  
 DB - Sam Miller, Sr, Boise State  
 DB - Jim Mickelson, Sr, Montana State  
 DB - Greg Dunn, Jr, Montana  
 P - Case deBrujin, Fr, Idaho State

## IDAHO STATE'S WARREN WHITAKER



## 1979 ALL-CONFERENCE TEAM OFFENSE

WR - Jim Hard, Sr, Montana  
 WR - Jeff Wright, Sr, Nevada  
 WR - Curt Miller, So, Weber State  
 WR - Kipp Bedard, So, Boise State  
 TE - Butch Damberger, Sr, Montana State  
 OT - Kyle Riddell, Sr, Idaho  
 OT - Renny Buckner, Sr, Boise State  
 OT - Warren Whitaker, Sr, Idaho State  
 OT - David Hann, Sr, Nevada  
 OT - Tim Small, Fr, Weber State  
 OG - Shawn Beaton, Jr, Boise State  
 OG - Jay Daly, Sr, Montana State  
 OG - Robert Selden, Sr, Nevada  
 C - Larry Coombs, Sr, Idaho  
 QB - Joe Aliotti, Jr, Boise State  
 RB - Cedric Minter, Jr, Boise State  
 RB - Willard Reaves, Jr, Northern Arizona  
 FB - Frank Hawkins, Jr, Nevada  
 Ret. - Mark McGrath, Sr, Montana State  
 PK - Pete O'Brien, So, Idaho  
 PK - Raul Allegre, So, Montana

### DEFENSE

DL - Doug Scott, Sr, Boise State  
 DL - Sam Martin, Sr, Montana  
 DL - Les Sherrill, Sr, Montana State  
 DL - Don Smerek, Sr, Nevada  
 DL - Mark McNeal, Sr, Idaho  
 DL - Michael Johnson, Sr, Idaho State  
 LB - Ed Judie, Jr, Northern Arizona  
 LB - Otto Ribary, Sr, Weber State  
 LB - Ralph Esposito, Jr, Boise State  
 LB - Kent Clausen, Jr, Montana  
 LB - Travis Harper, Sr, Nevada  
 LB - Manny Rodriguez, Sr, Nevada  
 LB - John Schachtner, Jr, Northern Arizona  
 DB - Stu Dodds, Sr, Montana State  
 DB - Rick Woods, So, Boise State  
 DB - Greg Dunn, Sr, Montana  
 DB - Chuck Willig, So, Northern Arizona  
 P - Stu Dodds, Sr, Montana State

# ALL-CONFERENCE TEAMS

## 1980 ALL-CONFERENCE TEAM OFFENSE

WR - Kipp Bedard, Jr, Boise State  
WR - Pete Mandley, So, Northern Arizona  
TE - Rod Childs, Jr, Idaho State  
OT - Dennis Brady, Jr, Boise State  
OT - Bruce Fery, Jr, Idaho  
OG - Shawn Beaton, Sr, Boise State  
OG - Melvin Gentry, So, Nevada  
C - Randy Schrader, Sr, Boise State  
QB - Joe Aliotti, Sr, Boise State  
RB - Cedric Minter, Sr, Boise State  
FB - Frank Hawkins, Sr, Nevada  
Ret. - Pete Mandley, So, Northern Arizona  
PK - Case deBruijn, Jr, Idaho State

## DEFENSE

DL - Randy Trautman, Jr, Boise State  
DL - Bubba Puha, Sr, Nevada  
DL - Greg Miller, Jr, Nevada  
DL - Dan Anders, Sr, Northern Arizona  
LB - Mike Humiston, Sr, Weber State  
LB - Danny Rich, Jr, Weber State  
LB - Dan Williams, Sr, Boise State  
LB - Jack Muhlbeier, Sr, Montana State  
DB - Rick Woods, Jr, Boise State  
DB - Mark Massey, Jr, Weber State  
DB - Joe Saunders, Sr, Nevada  
DB - Bob Matsey, Sr, Idaho State  
P - Case deBruijn, Jr, Idaho State

## 1981 ALL-CONFERENCE TEAM OFFENSE

WR - Kipp Bedard, Sr, Boise State  
WR - Eric Allen, Sr, Weber State  
TE - Rod Childs, Sr, Idaho State  
TE - Duane Dlouhy, Sr, Boise State  
OT - Dennis Brady, Sr, Boise State  
OT - Jim Rooney, Sr, Montana  
OG - Todd Wilcks, Sr, Nevada  
OG - Don Samuelson, Sr, Montana State  
C - Larry Rubens, Sr, Montana State  
QB - Miike Machurek, Sr, Idaho State  
RB - Rodney Webster, So, Boise State  
FB - John Vicari, Sr, Nevada  
Ret. - Rick Woods, Sr, Boise State  
PK - Tony Zendejas, So, Nevada

## DEFENSE

DL - Randy Trautman, Sr, Boise State  
DL - Michel Bourgeau, So, Boise State  
DL - Pat Curry, Sr, Montana  
DL - Curt McGhan, Sr, Weber State  
LB - John Rade, Jr, Boise State  
LB - Dave Walser, Sr, Idaho State  
LB - Danny Rich, Sr, Weber State  
DB - Rick Woods, Sr, Boise State  
DB - Matt Courtney, So, Idaho State  
DB - Mickey Sutton, Sr, Montana  
DB - Jim Anderson, Jr, Montana State  
P - Case deBruijn, Sr, Idaho State

## 1982 ALL-CONFERENCE TEAM OFFENSE

WR - Pete Mandley, Jr, Northern Arizona  
WR - Vic Wallace, Sr, Idaho  
TE - Kurt Vestman, Jr, Idaho  
OT - Derrick Kennard, Jr, Nevada  
OT - Dan Taylor, Sr, Idaho State  
OG - Jon Zogg, Sr, Boise State  
OG - Melvin Gentry, Sr, Nevada  
C - Jim Lane, Sr, Idaho State  
QB - Ken Hobart, Jr, Idaho  
RB - Tony Boddie, Sr, Montana State  
RB - Anthony Corley, Jr, Nevada  
Ret. - Pete Mandley, Jr, Northern Arizona  
PK - Tony Zendejas, Jr, Nevada

## DEFENSE

DL - Charles Mann, Sr, Nevada  
DL - Phil Bruneau, Sr, Montana State  
DL - Steve Anderson, So, Idaho State  
DL - Bob Skinner, Sr, Boise State  
LB - John Rade, Sr, Boise State  
LB - Ben Kiefer, Sr, Montana  
LB - Carl Keever, So, Boise State  
LB - Sam Merriman, Sr, Idaho  
DB - Tony Fudge, Jr, Montana  
DB - Jeff Turk, Sr, Boise State  
DB - Elbert Gray, Sr, Weber State  
DB - Matt Palacio, Sr, Northern Arizona  
P - David Heppe, Sr, Nevada

## 1983 ALL-CONFERENCE TEAM OFFENSE

WR - Pete Mandley, Sr, Northern Arizona  
WR - Brian Allen, Sr, Idaho  
TE - Brian Salonen, Sr, Montana  
OT - Derek Kennard, Sr, Nevada  
OT - Sam Slater, Sr, Weber State  
OG - Jim Werbeckes, Sr, Nevada  
OG - Eric Harlington, Sr, Montana State  
C - Todd Price, Jr, Idaho State  
QB - Ken Hobart, Sr, Idaho  
RB - Otto Kelly, Sr, Nevada  
RB - Rodney Webster, Sr, Boise State  
RB - Dennis Rogan, Sr, Weber State  
Ret. - Pete Mandley, Sr, Northern Arizona  
PK - Tony Zendejas, Sr, Nevada

## DEFENSE

DL - James Gee, Sr, Northern Arizona  
DL - Dee Monson, Sr, Nevada  
DL - Michel Bourgeau, Sr, Boise State  
DL - Marcus Koch, So, Boise State  
LB - Carl Qualls, Sr, Idaho State  
LB - Chuck Butler, Sr, Boise State  
LB - Mark Fellows, Jr, Montana State  
LB - Carl Keever, Jr, Boise State  
LB - Lem Galeai, Sr, Idaho State  
DB - Tony Shaw, Sr, Nevada  
DB - Matt Courtney, Sr, Nevada  
DB - Boyce Bailey, Sr, Idaho  
DB - Pat Hunter, So, Nevada  
P - Jeff Kaiser, Jr, Idaho State

## IDAHO STATE'S MERRIL HOGE



## 1984 ALL-CONFERENCE TEAM OFFENSE

WR - Eric Yarber, Jr, Idaho  
WR - Bryan Calder, So, Nevada  
TE - Joe Bignell, Sr, Montana State  
OT - Bill Schmidt, Sr, Montana State  
OT - John Kilgo, Sr, Boise State  
OG - Greg Rea, Sr, Nevada  
OG - Bruce Randall, Jr, Montana State  
C - Matt Watson, Jr, Idaho  
QB - Kelly Bradley, So, Montana State  
RB - Jon Francis, Jr, Boise State  
RB - Merrill Hoge, So, Idaho State  
Ret. - Ron Love, Sr, Boise State  
PK - Marty Zendejas, Fr, Nevada

## DEFENSE

DL - Lonnie Burt, Sr, Montana State  
DL - Steve Anderson, Sr, Idaho State  
DL - Markus Koch, Jr, Boise State  
DL - James Gee, Sr, Northern Arizona  
LB - Mark Fellows, Sr, Montana State  
LB - Kyle Denny, Sr, Nevada  
LB - Carl Keever, Sr, Boise State  
LB - Marvin Jackmon, Sr, Northern Arizona  
DB - Brent Koetter, Sr, Idaho State  
DB - Chuck Compton, Jr, Boise State  
DB - Calvin Loveall, Sr, Idaho  
DB - Doug Kimball, Jr, Montana State  
P - Dirk Nelson, Sr, Montana State

## NEVADA'S MARTY ZENDEJAS



## 1985 ALL-CONFERENCE TEAM OFFENSE

WR - Eric Yarber, Sr, Idaho  
WR - Mike Rice, Jr, Montana  
TE - Craig Slama, Sr, Weber State  
OT - Bob Brown, Jr, Nevada  
OT - Mark Caldwell, Sr, Idaho  
OG - Greg Rea, Sr, Nevada  
OG - Steve Despot, Sr, Boise State  
C - Dan Smith, Sr, Boise State  
QB - Dave Stireman, Sr, Weber State  
RB - Charvez Foger, Fr, Nevada  
RB - Merrill Hoge, Jr, Idaho State  
RB - Jon Francis, Sr, Boise State  
Returns - Mike Rice, Jr, Montana  
PK - Marty Zendejas, So, Nevada

# ALL-CONFERENCE TEAMS

## DEFENSE

DL - Markus Koch, Sr, Boise State  
 DL - Elston Ridgle, Sr, Nevada  
 DL - John Andrews, Sr, Idaho  
 DL - Tyler Carbone, Sr, Nevada  
 LB - Henry Rolling, Jr, Nevada  
 LB - Mark McVeigh, Sr, Nevada  
 LB - Mike Dixon, Sr, Nevada  
 LB - Tom Hennessey, Jr, Idaho  
 DB - Pat Hunter, Sr, Nevada  
 DB - George Duarte, Jr, Northern Arizona  
 DB - Joe Peterson, Jr, Nevada  
 DB - Mark Tidd, Jr, Idaho  
 P - Mike Rice, Jr, Montana

**NEVADA'S  
 CHARVEZ  
 FOGER**



## 1986 ALL-CONFERENCE TEAM OFFENSE

WR - Mike Rice, Sr, Montana  
 WR - Bryan Calder, Sr, Nevada  
 TE - Scott Threde, Sr, Nevada  
 OT - Larry Clarkson, Jr, Montana  
 OT - Bob Brown, Sr, Nevada  
 OG - Tom Dewitz, Jr, Boise State  
 OG - Dan Moran, Sr, Northern Arizona  
 C - Rodney Leota, Jr, Northern Arizona  
 QB - Eric Beavers, Sr, Nevada  
 RB - Charvez Foger, So, Nevada  
 RB - Lucius Floyd, Jr, Nevada  
 RB - Merrill Hoge, Sr, Idaho State  
 Ret. - Chris Truitt, Jr, Boise State  
 PK - Gorgan Lingmerth, Sr, Northern Arizona

## DEFENSE

DL - Lance Sellers, Sr, Boise State  
 DL - Pete Kwiatkowski, Jr, Boise State  
 DL - Bill Bonsell, So, Nevada  
 DL - Tom Gibson, Sr, Northern Arizona  
 LB - Henry Rolling, Sr, Nevada  
 LB - Jim Ellis, Sr, Boise State  
 LB - Tom Hennessey, Sr, Idaho  
 LB - Jim Ellis, Sr, Boise State  
 DB - Joe Peterson, Sr, Nevada  
 DB - Maury Moore, Sr, Boise State  
 DB - DeJuan Robinson, Sr, Northern Arizona  
 DB - George Duarte, Sr, Northern Arizona  
 P - Russell Griffith, Sr, Weber State

## 1987 ALL-CONFERENCE TEAM OFFENSE

WR - Eric Andrade, Sr, Boise State  
 WR - Jamie Buenzli, So, Eastern Washington  
 TE - Shawn Collins, Jr, Northern Arizona  
 OT - Larry Clarkson, Sr, Montana  
 OT - Greg Hale, Jr, Idaho  
 OG - Tom DeWitz, Sr, Boise State  
 OG - Todd Neu, So, Idaho  
 C - Bill Venard, Sr, Montana  
 QB - John Friesz, So, Idaho  
 RB - Chris Jackson, Sr, Boise State  
 RB - Charvez Foger, Jr, Nevada  
 RB - Fine Unga, Jr, Weber State  
 Ret. - Frank Selto, Sr, Idaho State  
 PK - Marty Zendejas, Sr, Nevada

## DEFENSE

DL - Pete Kwiatkowski, Sr, Boise State  
 DL - Pat Foster, Sr, Montana  
 DL - Pete Wilkins, Sr, Idaho  
 DL - Scott Camper, Sr, Montana  
 LB - Jeff Davis, Sr, Nevada  
 LB - Robb Akey, Sr, Weber State  
 LB - Vernell Quinn, Sr, Weber State  
 LB - Mike Rankin, So, Montana  
 DB - Tony Breland, Sr, Montana  
 DB - Bernard Ellison, So, Nevada  
 DB - Ernest Sanders, Sr, Idaho  
 DB - Virgil Paulsen, Sr, Idaho  
 P - Eric Stein, Sr, Eastern Washington

**IDAHO'S  
 JOHN FRIESZ**



## 1988 ALL-CONFERENCE TEAM OFFENSE

WR - Tony Logan, Sr, Nevada  
 WR - John Jake, Sr, Idaho  
 TE - Shawn Collins, Sr, Northern Arizona  
 OT - Jeff Mickel, Sr, Eastern Washington  
 OT - Greg Hale, Sr, Idaho  
 OG - Kirk Scrafford, Jr, Montana  
 OG - Kelvin Dexter, So, Weber State  
 C - Steve Unger, Jr, Idaho  
 QB - John Friesz, Jr, Idaho  
 RB - Fine Unga, Sr, Weber State  
 RB - Charvez Foger, Sr, Nevada  
 RB - Jamie Townsend, Sr, Eastern Washington  
 Ret. - Tony Logan, Sr, Nevada  
 PK - Mickey Penaflor, Jr, Northern Arizona

## DEFENSE

DL - J.C. Campbell, Sr, Montana  
 DL - Jon Wanago, Sr, Montana State  
 DL - Marvin Washington, Sr, Idaho  
 DL - Erik Helgeson, So, Boise State  
 LB - Tim Hauck, Jr, Montana  
 LB - Taani Tai, Sr, Weber State  
 LB - Mike Rankin, Sr, Montana  
 LB - John Libby, Jr, Nevada  
 LB - Scott Russell, So, Boise State

DB - Bernard Ellison, Jr, Nevada  
 DB - Brian Smith, Jr, Idaho  
 DB - Quinton Richardson, Sr, Montana  
 DB - Kenny Kuehl, So, Boise State  
 P - Jody Farmer, Jr, Montana

## 1989 ALL-CONFERENCE TEAM OFFENSE

WR - Lee Allen, Sr, Idaho  
 WR - Treamelle Taylor, Jr, Nevada  
 TE - Peter Macon, Sr, Weber State  
 OT - Kirk Scrafford, Sr, Montana  
 OT - Frank Pollack, Sr, Northern Arizona  
 OG - Jay Fagan, Sr, Montana  
 OG - Troy Wright, Sr, Idaho  
 C - Steve Unger, Sr, Idaho  
 QB - John Friesz, Sr, Idaho  
 RB - Dominic Corr, Sr, Eastern Washington  
 RB - Chris Thomas, So, Boise State  
 RB - Ray Whalen, Jr, Nevada  
 Ret. - Treamelle Taylor, Jr, Nevada  
 PK - Mickey Penaflor, Sr, Northern Arizona

## DEFENSE

DL - Erik Helgeson, Jr, Boise State  
 DL - Dan Edwards, Sr, Montana  
 DL - Neil Hulbert, Jr, Nevada  
 DL - Mike Zeller, Sr, Idaho  
 DL - Mike Sanfratello, Jr, Northern Arizona  
 LB - Kenny Kuehl, Jr, Boise State  
 LB - Roger Cecil, Jr, Idaho  
 LB - Mike Rankin, Sr, Montana  
 LB - Darrell Jordan, Sr, Northern Arizona  
 DB - Tim Hauck, Sr, Montana  
 DB - Charlie Oliver, Jr, Idaho  
 DB - George Jackson, Sr, Nevada  
 DB - Kurt Schulz, So, Eastern Washington  
 P - Jody Farmer, Sr, Montana

## 1990 ALL-CONFERENCE TEAM OFFENSE

WR - Kasey Dunn, Jr, Idaho  
 WR - Treamelle Taylor, Sr, Nevada  
 TE - Tony Leseigne, Jr, Eastern Washington  
 T - Kevin Sargent, Jr, Eastern Washington  
 T - Bruce Covernton, Jr, Weber State  
 G - Rick Erps, Jr, Montana  
 G - Kelvin Dexter, Sr, Weber State  
 C - Mike Micone, Sr, Nevada  
 QB - Jamie Martin, So, Weber State  
 RB - Devon Pearce, Jr, Idaho  
 RB - Chris Thomas, Jr, Boise State  
 RB - George Jackson, Sr, Weber State  
 Ret. - Treamelle Taylor, Jr, Nevada  
 PK - Kevin McKelvie, Sr, Nevada

## DEFENSE

DL - Corey Widmer, Jr, Montana State  
 DL - Jeff Robinson, So, Idaho  
 DL - Erik Helgeson, Sr, Boise State  
 DL - Neil Hulbert, Sr, Nevada  
 LB - Mike McGowan, Sr, Montana  
 LB - Rob Hatch, Sr, Montana State  
 LB - Todd Graves, Jr, Montana State  
 LB - Matt Clifton, Jr, Nevada

# ALL-CONFERENCE TEAMS

DB - Bernard Ellison, Sr, Nevada  
 DB - Frank Robinson, Jr, Boise State  
 DB - Charlie Oliver, Sr, Idaho  
 DB - Brock Marion, So, Nevada  
 P - Duffy Daugherty, Sr, Idaho State

## 1991 ALL-CONFERENCE TEAM OFFENSE

WR - Kasey Dunn, Sr, Idaho  
 WR - Marvin Turk, Sr, Montana  
 OL - Kevin Sargent, Sr, Eastern Washington  
 OL - Shar Pourdanish, Jr, Nevada  
 OL - Bruce Covernton, Sr, Weber State  
 OL - Peder Thorstenson, Sr, E. Washington  
 C - Chad Germer, Sr, Montana  
 TE - Alfred Pupunu, Sr, Weber State  
 QB - Jamie Martin, Jr, Weber State  
 RB - Geoff Mitchell, Sr, Weber State  
 RB - Harold Wright, So, Eastern Washington  
 RB - Chris Thomas, Sr, Boise State  
 Ret. - Bryan Reeves, So, Nevada  
 PK - Mike Black, Sr, Boise State  
 PK - Alex Lacson, Fr, Eastern Washington

## MSU'S COREY WIDMER



## DEFENSE

DL - Jeff Robinson, Jr, Idaho  
 DL - Corey Widmer, Sr, Montana State  
 DL - Kirk Murphy, Sr, Montana  
 DL - Joe Caspers, Jr, Nevada  
 OLB - Matt McLaughlin, Jr, Boise State  
 OLB - Mark Drahos, Sr, Nevada  
 ILB - Matt Clifton, Sr, Nevada  
 ILB - Chad Lembke, Jr, Montana  
 DB - Frank Robinson, Sr, Boise State  
 DB - Forey Duckett, Jr, Nevada  
 DB - Brock Marion, Jr, Nevada  
 DB - Todd Ericson, So, Montana  
 DB - Frederick X, So, Weber State  
 P - Tom Sugg, Jr, Idaho

## 1992 ALL-CONFERENCE TEAM FIRST TEAM OFFENSE

WR - Yo Murphy, Sr, Idaho  
 WR - Tony Brooks, Jr, Eastern Washington  
 WR - Mike Wilson, Jr, Boise State  
 OT - Jody Chung, Jr, Idaho  
 OT - Trent Pollard, Jr, Eastern Washington  
 OG - Harold Fox, So, Eastern Washington  
 OG - Paul Kongaika, Sr, Weber State  
 C - Jimi Schmidt, Sr, Eastern Washington  
 TE - Christian Cervantes, Sr, No. Arizona  
 QB - Doug Nussmeier, Jr, Idaho  
 RB - Sherriden May, So, Idaho  
 RB - Sylvester Jones, Sr, Idaho State  
 RB - Dwight Richards, Sr, Weber State  
 Ret. - Rob Tesch, Sr, Montana State  
 PK - Mike Dodd, Sr, Boise State

## FIRST TEAM DEFENSE

DL - Jeff Robinson, Sr, Idaho  
 DL - Tommy Williams, Sr, Eastern Washington  
 DL - Jeff Newton, Sr, Montana State  
 DL - Sam Davidson, Sr, Montana  
 OLB - Joe Peterson, Sr, Eastern Washington  
 OLB - Beau Smith, Jr, Northern Arizona  
 OLB - Dan Downs, So, Montana  
 ILB - Chad Lembke, Sr, Montana  
 ILB - Mahe Liava'a, Sr, Idaho State  
 DB - Sean Hill, Jr, Montana State  
 DB - Reggie Carthon, Sr, Montana State  
 DB - Todd Ericson, Jr, Montana  
 DB - Jackie Kellogg, Jr, Eastern Washington  
 P - Terry Belden, Jr, Northern Arizona

## SECOND TEAM OFFENSE

WR - Sheldon Forehand, Sr, Boise State  
 WR - Rob Tesch, Sr, Montana State  
 WR - Billy Cockhill, Jr, Montana  
 OT - Lee Duncan, Sr, Boise State  
 OT - David Spellman, Sr, Idaho  
 OG - Chris Schneider, Sr, Idaho  
 OG - Frank Garrett, Jr, Montana  
 C - Mat Groshong, Jr, Idaho  
 TE - Trevor Westlund, Sr, Eastern Washington  
 QB - Jamie Martin, Sr, Weber State  
 RB - Gerald Robinson, Sr, Northern Arizona  
 RB - Harold Wright, Jr, Eastern Washington  
 RB - Tony Rice, Sr, Montana  
 Ret. - Kerry Lawyer, So, Boise State  
 PK - Terry Belden, Jr, Northern Arizona

## SECOND TEAM DEFENSE

DL - Mark Avena, Sr, Eastern Washington  
 DL - Durrelle Goodloe, Sr, Boise State  
 DL - John Sirmon, Sr, Idaho  
 DL - Jack Murphy, Sr, Eastern Washington  
 OLB - Eric Escandon, Jr, Boise State  
 OLB - Duke Garrett, So, Idaho  
 ILB - Matt McLaughlin, Sr, Boise State  
 ILB - Jason Marsh, Jr, Eastern Washington  
 DB - Jeff Jordan, Sr, Idaho  
 DB - Sean Dorris, Sr, Montana  
 DB - Pat Sievers, Sr, Eastern Washington  
 DB - Mark Hood, Jr, Weber State  
 P - Danny Weeks, So, Boise State

## UM'S DAVE DICKENSON



## 1993 ALL-CONFERENCE TEAM FIRST TEAM OFFENSE

WR - Tony Brooks, Sr, Eastern Washington  
 WR - Scott Gurnsey, Jr, Montana  
 WR - Sam Carter, Jr, Idaho State  
 OT - Jody Chung, Sr, Idaho  
 OT - Trent Pollard, Sr, Eastern Washington  
 OG - Harold Fox, Jr, Eastern Washington  
 OG - Frank Garrett, Sr, Montana  
 C - Tim Hanson, Sr, Montana State  
 TE - Del Graven, So, Boise State  
 TE - Pat McNerney, Jr, Weber State

QB - Dave Dickenson, So, Montana  
 RB - Sherriden May, Jr, Idaho  
 RB - Alfredo Anderson, Fr, Idaho State  
 RB - Markeith Ross, Jr, Weber State  
 Ret. - Jackie Kellogg, Sr, Eastern Washington  
 PK - Terry Belden, Sr, Northern Arizona

## FIRST TEAM DEFENSE

DL - Kimo von Oelhoffen, Sr, Boise State  
 DL - Craig Steinmetzer, Jr, Eastern Washington  
 DL - Robert Ford, Sr, Idaho State  
 DL - Wade Rademacher, Sr, Montana State  
 OLB - Dion Alexander, So, Eastern Washington  
 OLB - Kurt Schilling, Jr, Montana  
 ILB - Jason Marsh, Sr, Eastern Washington  
 ILB - Dan Downs, Jr, Montana  
 DB - Jackie Kellogg, Sr, Eastern Washington  
 DB - Sean Hill, Sr, Montana State  
 DB - Todd Ericson, Sr, Montana  
 DB - Morgan Ryan, Sr, Montana State  
 DB - Carl Franks, Sr, Montana

## SECOND TEAM OFFENSE

WR - Jason Anderson, Jr, Eastern Washington  
 WR - Kyle Gary, Jr, Idaho  
 WR - Mike Wilson, Sr, Boise State  
 OT - Scott Gragg, Jr, Montana  
 OT - Jim Mills, So, Idaho  
 OG - Cory Brye, Sr, Montana State  
 OG - Jeff Vrbas, Jr, Idaho State  
 OG - Miller Atagi, Sr, Weber State  
 C - Mat Groshong, Sr, Idaho  
 TE - Paul Burke, Sr, Idaho  
 QB - Doug Nussmeier, Sr, Idaho  
 RB - Fred Moore, Jr, Montana State  
 RB - Len Raney, Jr, Northern Arizona  
 RB - Brian Galbreath, So, Northern Arizona  
 Ret. - Sean Hill, Sr, Montana State  
 PK - Mike Hollis, Sr, Idaho

## SECOND TEAM DEFENSE

DL - Chuck Mason, Sr, Montana  
 DL - Joe O'Brien, Jr, Boise State  
 DL - Puni Alefaio, Sr, Boise State  
 DL - Ryan Phillips, Fr, Idaho  
 OLB - Eric Escandon, Sr, Boise State  
 OLB - Duke Garrett, Jr, Idaho  
 ILB - Beau Smith, Sr, Northern Arizona  
 ILB - Tyler Sharp, Sr, Montana State  
 ILB - Jason Shelt, So, Idaho  
 ILB - Jantz Afuvai, Sr, Weber State  
 DB - Donta Abron, Jr, Northern Arizona  
 DB - Meregi Huma, So, Idaho  
 DB - Mark Grimmer, So, Montana State  
 DB - Derrick Beatty, Jr, Weber State  
 P - Roy Hudson, Sr, Weber State

# ALL-CONFERENCE TEAMS

## 1994 ALL-CONFERENCE TEAM FIRST TEAM OFFENSE

WR - Kyle Gary, Sr, Idaho  
 WR - Eric Hopkins, Jr, Montana State  
 WR - Rod Alexander, Sr, Northern Arizona  
 OT - Jim Mills, Jr, Idaho  
 OT - Scott Gragg, Sr, Montana  
 OG - Harold Fox, Sr, Eastern Washington  
 OG - Alex Toyos, Jr, Boise State  
 C - Paul Coffman, Jr, Boise State  
 TE - Jesse Hardt, Jr, Eastern Washington  
 QB - Dave Dickenson, Jr, Montana  
 RB - Sherriden May, Sr, Idaho  
 RB - K.C. Adams, Jr, Boise State  
 Ret. - Eric Hopkins, Jr, Montana State  
 PK - Ryan Woolverton, Jr, Idaho

## FIRST TEAM DEFENSE

DL - Ryan Phillips, So, Idaho  
 DL - Joe O'Brien, Sr, Boise State  
 DL - Craig Steinmetzer, Sr, E. Washington  
 DL - Obie Spanic, Sr, Weber State  
 OLB - Jeff Bergman, Sr, Northern Arizona  
 OLB - Rob Hitchcock, Sr, Weber State  
 ILB - Duke Garrett, Sr, Idaho  
 ILB - Dan Downs, Sr, Montana  
 DB - Rashid Gayle, Jr, Boise State  
 DB - Derrick Beatty, Sr, Weber State  
 DB - Rayna Stewart, Jr, Northern Arizona  
 DB - Keith Burke, Sr, Montana  
 P - Kevin O'Leary, Jr, Northern Arizona

## SECOND TEAM OFFENSE

WR - Ryan Ikebe, So, Boise State  
 WR - Jason Anderson, Sr, Eastern Washington  
 WR - Shalon Baker, Sr, Montana  
 OT - Tom Ackerman, Jr, Eastern Washington  
 OT - Jason Westbrook, Jr, Montana State  
 OT - Art Donell, Sr, Northern Arizona  
 OG - Mike Agee, So, Montana  
 OG - Jeff Vrbas, Sr, Idaho State  
 C - Jeff Clark, Sr, Idaho State  
 TE - Pat McNerney, Sr, Weber State  
 QB - Jeff Lewis, Jr, Northern Arizona  
 RB - Alfredo Anderson, So, Idaho State  
 RB - Damon Boddie, Sr, Montana  
 Ret. - Jason Anderson, Sr, Eastern Washington  
 PK - Greg Erickson, Jr, Boise State

## SECOND TEAM DEFENSE

DL - Jay Turner, Sr, Montana  
 DL - Josh Hays, Fr, Idaho State  
 DL - Troy Alexander, Sr, Eastern Washington  
 DL - Alipate Taulaue, Jr, Idaho State  
 DL - Chris West, Sr, Northern Arizona  
 OLB - Evan Brady, Sr, Eastern Washington  
 OLB - Kurt Schilling, Sr, Montana  
 ILB - Brian Smith, Jr, Boise State  
 ILB - Stacey Ellis, Jr, Northern Arizona  
 DB - Cedric West, Sr, Idaho  
 DB - Lee Brown, Sr, Eastern Washington  
 DB - Anthony Ferguson, Sr, Montana State  
 DB - Chris Cook, Sr, Boise State  
 DB - Donta Abron, Sr, Northern Arizona  
 P - Danny Weeks, Sr, Boise State

## NAU's ARCHIE AMERSON



## 1995 ALL-CONFERENCE TEAM FIRST TEAM OFFENSE

WR - Pokey Eckford, Sr, Weber State  
 WR - Mat Wells, Sr, Montana  
 WR - Dwight McKenzie, Sr, Idaho  
 OT - Dan Finn, So, Northern Arizona  
 OT - Eric Simonson, Sr, Montana  
 OT - Jason Westbrook, Sr, Montana State  
 OG - Tom Ackerman, Sr, Eastern Washington  
 OG - Mike Agee, Jr, Montana  
 C - David Kempfert, Jr, Montana  
 TE - Jesse Hardt, Sr, Eastern Washington  
 QB - Dave Dickenson, Sr, Montana  
 RB - Alfredo Anderson, Jr, Idaho State  
 RB - Archie Amerson, Jr, Northern Arizona  
 FB - Del Graven, Sr, Boise State  
 Ret. - Joe Douglass, Jr, Montana  
 PK - Scott Shields, Fr, Weber State

## FIRST TEAM DEFENSE

DL - Ryan Phillips, Jr, Idaho  
 DL - Josh Hays, So, Idaho State  
 DL - Sione Fifita, Jr, Boise State  
 DL - Yohanase Manzanarez, Sr, Montana  
 OLB - Jason Crebo, So, Montana  
 OLB - Dion Alexander, Sr, Eastern Washington  
 ILB - Dave Longoria, Sr, Idaho  
 ILB - Mike Bouchee, Jr, Montana  
 ILB - Brian Pepper, Sr, Montana State  
 CB - Rashid Gayle, Sr, Boise State  
 CB - Rayna Stewart, Sr, Northern Arizona  
 S - Blaine McElmurry, Jr, Montana  
 S - Montrell Williams, Sr, Idaho  
 P - Kevin O'Leary, Sr, Northern Arizona

## SECOND TEAM OFFENSE

WR - Rod Marshall, Sr, Northern Arizona  
 WR - Mike Erhardt, Jr, Montana  
 WR - Justin Young, So, Idaho State  
 OT - Jim Mills, Sr, Idaho  
 OT - Bill Sowders, Sr, Northern Arizona  
 OG - James Martin, Jr, Northern Arizona  
 OG - J.C. Murray, Sr, Montana State  
 C - Ryan Lingenfelder, So, Northern Arizona  
 TE - Mason Hess, Sr, Northern Arizona  
 QB - Tony Hilde, Jr, Boise State  
 QB - Bryan Martin, Sr, Weber State  
 RB - Matt Engelking, Jr, Montana State  
 RB - Joe Sewell, Jr, Eastern Washington  
 FB - Claude Torrey, Sr, Northern Arizona  
 Ret. - Montrell Williams, Sr, Idaho  
 PK - Kevin O'Leary, Sr, Northern Arizona

## SECOND TEAM DEFENSE

DL - Mike Nye, Sr, Montana State  
 DL - Barry Mitchell, Jr, Idaho  
 DL - Devlan Geddes, Jr, Montana State

DL - Ben Petrucci, Jr, Northern Arizona  
 OLB - Avery Slaughter, Sr, Idaho  
 OLB - Rodney Ellis, Sr, Montana State  
 ILB - Stacey Ellis, Sr, Northern Arizona  
 ILB - Brian Smith, Sr, Boise State  
 CB - Omar Turner, Jr, Montana State  
 CB - Marcus Jackson, Jr, Idaho State  
 S - Derek Williams, Sr, Northern Arizona  
 S - Tim Foley, Sr, Boise State  
 P - James Ferrell, So, Idaho State



## ISU's TELLY LOCKETTE

## 1996 ALL-CONFERENCE TEAM FIRST TEAM OFFENSE

WR - Gibbons St. Paul, So, Northern Arizona  
 WR - David Romines, Sr, Cal State Northridge  
 WR - Joe Douglass, Sr, Montana  
 OT - Jason Baker, Jr, Montana  
 OT - Dan Finn, Jr, Northern Arizona  
 OG - Jim Buzzard, Jr, Eastern Washington  
 OG - Mike Agee, Sr, Montana  
 C - David Kempfert, Sr, Montana  
 TE - Cam Quayle, Jr, Weber State  
 QB - Brian Ah Yat, So, Montana  
 RB - Archie Amerson, Sr, Northern Arizona  
 RB - Matt Engelking, Sr, Montana State  
 FB - Daimon Shelton, Sr, Sacramento State  
 Ret. - Ricky Pearsall, Jr, Northern Arizona  
 PK - Scott Shields, So, Weber State

## FIRST TEAM DEFENSE

DL - Josh Hays, Sr, Idaho State  
 DL - Corey Falls, Sr, Montana  
 DL - Devlan Geddes, Sr, Montana State  
 DL - Ben Petrucci, Sr, Northern Arizona  
 OLB - Jason Crebo, Jr, Montana  
 OLB - Telly Lockette, Jr, Idaho State  
 ILB - Tom Matijacic, So, Portland State  
 ILB - Derek Strey, Jr, Eastern Washington  
 CB - Paul Bradford, Sr, Idaho State  
 CB - Ian Franklin, Sr, Weber State  
 CB - Marcus Jackson, Sr, Idaho State  
 S - Maurice Perigo, Jr, Eastern Washington  
 S - Blaine McElmurry, Sr, Montana  
 P - Scott Shields, So, Weber State

## SECOND TEAM OFFENSE

WR - Mike Erhardt, Sr, Montana  
 WR - Taurus McGhee, Jr, Weber State  
 WR - Cameron Perry, Jr, Cal State Northridge  
 WR - Ricky Pearsall, Jr, Northern Arizona  
 OT - Kyle Stevens, Sr, Weber State  
 OT - Aaron Barfield, Sr, Eastern Washington  
 OG - James Martin, Sr, Northern Arizona  
 OG - Jeff Zellick, Sr, Montana  
 C - Ryan Lingenfelder, Jr, Northern Arizona  
 TE - Chad Mayer, Sr, Montana State  
 QB - Aaron Flowers, Jr, Cal State Northridge  
 RB - Joe Sewell, Sr, Eastern Washington

# ALL-CONFERENCE TEAMS

RB - Clemente Sainten, Sr, Weber State  
 FB - Travis Cormaney, Jr, Montana State  
 Ret. - Kenyatte Morgan, Jr, Montana State  
 PK - James Ferrell, Jr, Idaho State

## SECOND TEAM DEFENSE

DL - Hernan Santiago, Sr, Cal State Northridge  
 DL - Steve Mattson, Jr, Eastern Washington  
 DL - Weston Weaver, Sr, Weber State  
 DL - Ryan Thompson, Sr, Montana  
 OLB - David Stroshine, So, Weber State  
 OLB - Ryland Wickman, So, Sacramento State  
 ILB - Marc Goodson, Jr, Cal State Northridge  
 ILB - Mike Bouchee, Sr, Montana  
 CB - Bennie Herron, Jr, Cal State Northridge  
 CB - Jared Lucero, Sr, Montana State  
 S - Scott Shields, So, Weber State  
 S - Doug Varner, Sr, Cal State Northridge  
 P - Joe LaFirenza, Sr, Cal State Northridge

## 1997 ALL-CONFERENCE TEAM FIRST TEAM OFFENSE

WR - Jeff Ogden, Sr, Eastern Washington  
 WR - Tony Vallez, Sr, Montana State  
 WR - Taurus McGhee, Sr, Weber State  
 WR - Jerome Henry, Sr, Cal State Northridge  
 OT - Jim Buzzard, Sr, Eastern Washington  
 OT - Dan Finn, Sr, Northern Arizona  
 OG - Bobby Singh, Jr, Portland State  
 OG - James Martin, Sr, Northern Arizona  
 C - Kevin Peterson, Sr, Eastern Washington  
 TE - Cam Quayle, Sr, Weber State  
 QB - Harry Leons, Sr, Eastern Washington  
 TB - Rex Prescott, Sr, Northern Arizona  
 TB - Kino Carson, Sr, Northern Arizona  
 FB - Travis Cormaney, Sr, Montana State  
 Ret. - Trevor Bell, Sr, Idaho State  
 PK - Scott Shields, Jr, Weber State

## FIRST TEAM DEFENSE

DT - Jarett Loggins, Sr, Northern Arizona  
 DT - Ty O'Connor, Jr, Montana State  
 DT - Chris Scott, Sr, Eastern Washington  
 DT - Kelley Bryant, So, Montana  
 DE - Steve Mattson, Sr, Eastern Washington  
 DE - Nick Petrucci, Jr, Northern Arizona  
 DE - Neal Smith, Sr, Montana State  
 OLB - Jason Crebo, Sr, Montana  
 OLB - Telly Lockette, Sr, Idaho State  
 ILB - Marc Goodson, Sr, Cal State Northridge  
 ILB - Derek Strey, Sr, Eastern Washington  
 CB - Justin Gaines, Jr, Montana  
 CB - Renal Robinson, Sr, Northern Arizona  
 S - Trevor Bell, Sr, Idaho State  
 S - Maurice Perigo, Jr, Eastern Washington  
 P - Steve Thorns, Jr, Sacramento State

## SECOND TEAM OFFENSE

WR - Raul Pacheco, Jr, Montana  
 WR - Ricky Pearsall, Sr, Northern Arizona  
 WR - Gibbons St. Paul, Jr, Northern Arizona  
 OT - Lance Knaevelsrud, So, E. Washington  
 OT - Jason Baker, Sr, Montana  
 OG - Paul Sauter, Sr, Cal State Northridge  
 OG - John Kane, So, Eastern Washington  
 OG - David Heasman, Sr, Northern Arizona

C - Ryan Lingenfelder, Sr, Northern Arizona  
 TE - Ray Flores, Sr, Northern Arizona  
 QB - Aaron Flowers, Sr, Cal State Northridge  
 QB - Brian Ah Yat, Jr, Montana  
 RB - Josh Branen, Sr, Montana  
 RB - Charles Dunn, Fr, Portland State  
 FB - Anthony Elgaen, So, Idaho State  
 Ret. - Kenyatte Morgan, Sr, Montana State  
 PK - James Ferrell, Sr, Idaho State

## SECOND TEAM DEFENSE

DT - Mike McCarthy, Sr, Portland State  
 DT - Weston Weaver, Sr, Weber State  
 DE - Eric Buehler, Jr, Montana  
 DE - Charles Gilmore, Jr, Portland State  
 OLB - David Stroshine, Jr, Weber State  
 OLB - Ryland Wickman, Jr, Sacramento State  
 OLB - Justin Guillory, Sr, Eastern Washington  
 OLB - Tom Matijacic, Jr, Portland State  
 ILB - Greg Fitzgerald, Sr, Montana  
 ILB - Jake Crissup, So, Northern Arizona  
 ILB - Terrance Frederick, Sr, Portland State  
 CB - Joe Barnes, Sr, Idaho State  
 CB - Hassan Proberbs, Jr, Portland State  
 S - Scott Shields, Jr, Weber State  
 S - Josh Remington, Sr, Montana  
 P - Scott Shields, Jr, Weber State

## PORTLAND STATE'S ORSHAWANTE BRYANT



## 1998 ALL-CONFERENCE TEAM FIRST TEAM OFFENSE

WR - Orshawante Bryant, So, Portland State  
 WR - Chip Hobbs, Jr, Montana State  
 WR - Jeremy Watkins, Jr, Montana  
 OT - T.J. Ackerman, Sr, Eastern Washington  
 OT - Scott Curry, Sr, Montana  
 OG - Bobby Singh, Sr, Portland State  
 OG - Jon Osterhout, Jr, Sacramento State  
 C - Brent Ludwig, Jr, Montana State  
 TE - Chris Kelly, Jr, Sacramento State  
 QB - Brian Ah Yat, Sr, Montana  
 TB - Charles Dunn, So, Portland State  
 TB - Charles Roberts, So, Sacramento State  
 FB - Jaumal Bradley, Jr, Cal State Northridge  
 Ret. - Bashir Levingston, Sr, E. Washington  
 PK - Pete Garces, Jr, Idaho State

## FIRST TEAM DEFENSE

DT - Tyler Martin, So, Montana  
 DT - Ty O'Connor, Sr, Montana State  
 DE - Brian Edmisten, Sr, Weber State  
 DE - Brennen Swanson, Jr, Cal State Northridge  
 OLB - Afa Faraimo, Jr, Northern Arizona  
 OLB - David Stroshine, Sr, Weber State  
 ILB - Kevin Lundstrom, Sr, Montana State  
 ILB - Ryland Wickman, Sr, Sacramento State  
 CB - Donnell Day, Sr, Cal State Northridge  
 CB - Anthony Parker, Sr, Weber State  
 S - Shon Flores, Jr, Montana State

S - Scott Shields, Sr, Weber State  
 P - Steve Thorns, Sr, Sacramento State

## SECOND TEAM OFFENSE

WR - Aaron Arnold, Jr, Cal State Northridge  
 WR - Raul Pacheco, Sr, Montana  
 WR - Art Williams, Sr, Portland State  
 OT - Phil Bunch, Sr, Weber State  
 OT - Tim Conley, Jr, Sacramento State  
 OG - Randy Allik, Sr, Montana  
 OG - David San Vincente, Sr, CS . Northridge  
 C - Kris Jackson, Sr, Weber State  
 TE - Jim Craft, Sr, Portland State  
 QB - Marcus Brady, Fr, Cal State Northridge  
 TB - Mike MacKenzie, Sr, Eastern Washington  
 TB - Morgan Welch, Jr, Weber State  
 FB - Craig Joseph, Sr, Idaho State  
 Ret. - DeRonn Finley, Jr, Idaho State  
 PK - Mike Goldstein, Sr, Northern Arizona  
 PK - Scott Shields, Sr, Weber State

## SECOND TEAM DEFENSE

DT - Derek Allen, Jr, Northern Arizona  
 DT - Josh Simes, Sr, Portland State  
 DE - Eric Buehler, Sr, Montana  
 DE - Erique Olson, Sr, Northern Arizona  
 OLB - Raven Battle, Sr, Idaho State  
 OLB - Shane Scott, Sr, Sacramento State  
 OLB - Marcus Wilson, Jr, Montana  
 ILB - Greg Belzer, So, Eastern Washington  
 ILB - Jake Crissup, Jr, Northern Arizona  
 CB - Hassan Proberbs, Sr, Portland State  
 CB - Dannie Walker, Sr, Sacramento State  
 S - Jeremy Golden, So, Cal State Northridge  
 S - Jason Miller, So, Montana  
 S - Julian Williams, Jr, Eastern Washington  
 P - Ethan Beck, Sr, Cal State Northridge  
 P - Scott Shields, Sr, Weber State

## EWU'S LAMONT BRIGHTFUL



## 1999 ALL-CONFERENCE TEAM FIRST TEAM OFFENSE

WR - Jeremy Watkins, Sr, Montana  
 WR - Francis St. Paul, Jr, Northern Arizona  
 WR - Terry Charles, So, Portland State  
 OT - Lance Knaevelsrud, Sr, E. Washington  
 OT - Chase Raynock, Sr, Montana  
 OG - Thatcher Szalay, So, Montana  
 OG - Jon Osterhout, Sr, Sacramento State  
 C - Aaron Best, Sr, Eastern Washington  
 TE - Chris Kelly, Jr, Sacramento State  
 QB - Drew Miller, Jr, Montana  
 TB - Charles Dunn, Jr, Portland State  
 TB - Charles Roberts, Jr, Sacramento State  
 FB - Jaumal Bradley, Sr, Cal State Northridge  
 Ret. - Lamont Brightful, Jr, Eastern Washington  
 PK - Pete Garces, Sr, Idaho State

# ALL-CONFERENCE TEAMS

## FIRST TEAM DEFENSE

DT - Dario Romero, Sr, Eastern Washington  
 DT - Kelley Bryant, Sr, Montana  
 DE - Jeff Allen, Jr, Eastern Washington  
 DE - Brennen Swanson, Sr, CS Northridge  
 OLB - Adam Boomer, Jr, Montana  
 OLB - Ray Perryman, Jr, Northern Arizona  
 ILB - Jake Crissup, Sr, Northern Arizona  
 ILB - Anthony Daisley, Jr, Sacramento State  
 CB - Cedric Jones, Sr., Northern Arizona  
 CB - Rashad Floyd, Jr, Portland State  
 S - Shon Flores, Jr, Montana State  
 S - Julian Williams, Sr, Eastern Washington  
 S - Vince Huntsberger, So, Montana  
 P - Matthew Peot, Sr, Montana State

## SECOND TEAM OFFENSE

WR - Aaron Arnold, Sr, Cal State Northridge  
 WR - Lamont Webb, Jr, Sacramento State  
 WR - Orshawante Bryant, Jr, Portland State  
 OT - Tim Conley, Sr, Sacramento State  
 OT - John Andreas, Jr, Portland State  
 OG - Luke Fritz, Jr, Eastern Washington  
 OG - Saga Tuitele, Jr, Portland State  
 OG - Rick Judd, Jr, Weber State  
 C - Terence Wagner, Fr, Sacramento State  
 C - Brent Ludwig, Sr, Montana State  
 TE - Stevan Fontana, Sr, Northern Arizona  
 QB - Jimmy Blanchard, Jr, Portland State  
 TB - Yohance Humphrey, So, Montana  
 TB - Ronney Jenkins, Jr, Northern Arizona  
 FB - Steve Jakubowski, Jr, Portland State  
 Ret. - Terrence Jones, Sr, Cal State Northridge  
 PK - Dan Frantz, Jr, Portland State

## SECOND TEAM DEFENSE

DT - Shawnbay Jones, Sr, Cal State Northridge  
 DT - Tyler Martin, Jr, Montana  
 DE - Andy Petek, Jr, Montana  
 DE - Kacey Allen, Jr, Northern Arizona  
 OLB - Anthony Griffin, So, Eastern Washington  
 OLB - Jason Allen, Jr, Weber State  
 ILB - Greg Belzer, Jr, Eastern Washington  
 ILB - Tino Retamoza, Jr, Portland State  
 CB - Mel Miller, Sr, Cal State Northridge  
 CB - Damon Parker, Jr, Montana  
 S - Carlos Williams, Sr, Sacramento State  
 S - David Moran, Jr, Northern Arizona  
 S - Keenan Gordan, Jr, Weber State  
 P - Dallas Neil, Sr, Montana

**MONTANA'S  
 JIMMY  
 FARRIS**



## 2000 ALL-CONFERENCE TEAM FIRST TEAM OFFENSE

WR - Jimmy Farris, Sr, Montana  
 WR - Drew Amerson, So, CS Northridge  
 WR - Orshwante Bryant, Sr, Portland State

WR - Lamont Webb, Sr, Sacramento State  
 WR - DeRonn Finley, Sr, Idaho State  
 WR - Jon Jefferson, Sr, Weber State  
 OT - Luke Fritz, Sr, Eastern Washington  
 OT - John Andreas, Sr, Portland State  
 OG - Thatcher Szalay, Jr, Montana  
 OG - Saga Tuitele, Sr, Portland State  
 C - Terry Wagner, Jr, Sacramento State  
 TE - Ryan Prince, Sr, Weber State  
 QB - Jimmy Blanchard, Sr, Portland State  
 TB - Charles Dunn, Sr, Portland State  
 TB - Charles Roberts, Sr, Sacramento State  
 FB - Steve Jakubowski, Sr, Portland State  
 Ret. - Lamont Brightful, Sr, Eastern Washington  
 PK - Dan Frantz, Sr, Portland State

**SAC STATE'S  
 ANTHONY  
 DAISLEY**



## FIRST TEAM DEFENSE

DT - Dario Romero, Sr, Eastern Washington  
 DT - Tyler Martin, Sr, Montana  
 DE - Jeff Allen, Sr, Eastern Washington  
 DE - Andy Petek, Sr, Montana  
 OLB - Adam Boomer, Sr, Montana  
 OLB - Jason Allen, Sr, Weber State  
 ILB - Greg Belzer, Sr, Eastern Washington  
 ILB - Anthony Daisley, Sr, Sacramento State  
 CB - Calvin Coleman, Jr, Montana  
 CB - Rashad Floyd, Sr, Portland State  
 CB - Elton Gabourel, Sr, Sacramento State  
 S - Ray Perryman, Sr, Northern Arizona  
 S - Julian Williams, Sr, Eastern Washington  
 P - Dan Frantz, Sr, Portland State

## SECOND TEAM OFFENSE

WR - Lamont Brightful, Sr, Eastern Washington  
 WR - Etu Molden, Jr, Montana  
 WR - Terry Charles, Jr, Portland State  
 OT - Kmakana Kaimuloa, Sr, Montana  
 OT - Eric Damko, Jr, Northern Arizona  
 OG - Nick Yerton, Jr, Northern Arizona  
 OG - Rick Judd, Sr, Weber State  
 C - Chris Polinder, Jr, Eastern Washington  
 TE - Spencer Frederick, Jr, Montana  
 QB - Marcus Brady, Jr, Cal State Northridge  
 TB - Jesse Chatman, Jr, Eastern Washington  
 TB - Yohance Hymphrey, Jr, Montana  
 FB - Mike Wooster, Sr, Sacramento State  
 Ret. - DeRonn Finley, Sr, Idaho State  
 PK - Mike Minnoch, Sr, Weber State

## SECOND TEAM DEFENSE

DT - David Alcala, Sr, Eastern Washington  
 DT - Shaun Ross, Sr, Montana State  
 DT - Bilal Watkins, Jr, Sacramento State  
 DE - Erik Gardner, Sr, Cal State Northridge  
 DE - DeAngelo Hunter, Sr, Portland State  
 OLB - Anthony Griffin, Jr, Eastern Washington  
 OLB - Matt Steinau, Jr, Montana

OLB - Santi Hall, Jr, Sacramento State  
 ILB - Junior Ioane, Sr, Idaho State  
 ILB - Tino Retamoza, Sr, Portland State  
 CB - Ole Olesen, Sr, Eastern Washington  
 CB - Damon Parker, Sr, Montana  
 S - Vince Huntsberger, Jr, Montana  
 S - Tommy Willimas, Sr, Sacramento State  
 S - Keenan Gordan, Sr, Weber State  
 P - Ethan Beck, Sr, Cal State Northridge

**PORTLAND  
 STATE'S  
 JUSTON  
 WOOD**



## 2001 ALL-CONFERENCE TEAM FIRST TEAM OFFENSE

WR - Terry Charles, Sr, Portland State  
 WR - Etu Molden, Sr, Montana  
 WR - Lamont Brightful, Sr, Eastern Washington  
 OT - David Sherrod, Sr, Eastern Washington  
 OT - Damion Wright, Sr, Weber State  
 OT - Robert Haws, Sr, Northern Arizona  
 OG - Thatcher Szalay, Sr, Montana  
 OG - Asim Poston, Sr, Eastern Washington  
 C - Chris Polinder, Sr, Eastern Washington  
 TE - Spencer Frederick, Sr, Montana  
 QB - Juston Wood, Jr, Portland State  
 RB - Jesse Chatman, Sr, Eastern Washington  
 RB - Yohance Humphrey, Sr, Montana  
 FB - John Fitzgerald, Sr, Montana  
 Ret. - Lamont Brightful, Sr, Eastern Washington  
 PK - Chris Snyder, So, Montana

## FIRST TEAM DEFENSE

DT - John Taylor, Sr, Montana State  
 DT - Nick Morasko, Sr, Montana State  
 DT - Eric Boose, Jr, Idaho State  
 DE - Jon Montoya, So, Montana State  
 DE - Jared Allen, So, Idaho State  
 OLB - Matt Steinau, Sr, Montana  
 OLB - Anthony Griffin, Sr, Eastern Washington  
 ILB - Keith O'Neil, Jr, Northern Arizona  
 ILB - Matt McFadden, So, Weber State  
 CB - Joey Thomas, So, Montana State  
 CB - Calvin Coleman, Sr, Montana  
 S - Vince Huntsberger, Sr, Montana  
 S - Camron Mbewa, So, Sacramento State  
 P - Eddie Johnson, Jr, Idaho State

# ALL-CONFERENCE TEAMS

## SECOND TEAM OFFENSE

WR - Damon Greenberry, Sr, Weber State  
 WR - Junior Adams, Jr, Montana State  
 WR - Joe Levens, Sr, Eastern Washington  
 OT - Dylan McFarland, So, Montana  
 OT - Adam Jones, Sr, Portland State  
 OG - Devan Kelly, Jr, Portland State  
 OG - Steve Gomez, Jr, Northern Arizona  
 C - Terry Wagner, Sr, Sacramento State  
 TE - Peter Cich, Sr, Northern Arizona  
 QB - Fred Salanoa, Sr, Eastern Washington  
 RB - Johnnie Gray, Sr, Weber State  
 RB - Ryan Johnson, Jr, Montana State  
 FB - Dusty Peace, So, Northern Arizona  
 FB - Albert Tuipulotu, Sr, Portland State  
 Ret. - Junior Adams, Jr, Montana State  
 PK - Troy Griggs, Sr, Eastern Washington  
 PK - Javier Garcia, Sr, Idaho State

## SECOND TEAM DEFENSE

DT - Brad Ransom, Sr, Portland State  
 DT - Jonny Varona, Fr, Montana  
 DE - Adam Cordeiro, So, Montana State  
 DE - Ciche Pitcher, So, Montana  
 OLB - Kaaina Keawe, Jr, Northern Arizona  
 OLB - Park McCallister, Jr, Sacramento State  
 ILB - Kyle Ecker, Sr, Montana State  
 ILB - Luke Vincent, Jr, Eastern Washington  
 ILB - Bart Brooks, Jr, Idaho State  
 CB - Mitchell Fitzhugh, Sr, Portland State  
 CB - Brandon Coleman, Jr, Sacramento State  
 S - Kane Ioane, So, Montana State  
 S - Keala Loo, Jr, Northern Arizona  
 S - Trey Young, Jr, Montana  
 P - Mark Gould, So, Northern Arizona  
 P - Mark Spencer, Jr, Montana

## NORTHERN ARIZONA'S CLARENCE MOORE



## 2002 ALL-CONFERENCE TEAM FIRST TEAM OFFENSE

WR - Junior Adams, Sr, Montana State  
 WR - Clarence Moore, Jr, Northern Arizona  
 WR - Fred Amey, So, Sacramento State  
 OT - Dylan McFarland, Jr, Montana  
 OT - Brent Swaggert, Jr, Montana State  
 OG - Devan Kelley, Sr, Portland State  
 OG - Mataio Toilolo, So, Montana State  
 C - Corey Brown, Sr, Idaho State  
 C - Matt Raivio, Jr, Northern Arizona  
 C - Ben Olson, Sr, Weber State  
 TE - Dan Curley, Sr, Eastern Washington  
 QB - Josh Blankenship, Sr, Eastern Washington  
 QB - John Edwards, Sr, Montana  
 RB - Jovan Griffith, Sr, Eastern Washington  
 RB - Ryan Johnson, Sr, Montana State  
 FB - Saleem Muhammad, Sr, Portland State

Ret. - Levander Segars, So, Montana  
 PK - Chris Snyder, Jr, Montana

## FIRST TEAM DEFENSE

DT - Mark Weivoda, Sr, Idaho State  
 DT - Blake Horgan, So, Montana  
 DE - Jared Allen, Jr, Idaho State  
 DE - Tim Bush, Jr, Montana  
 DE - Jon Montoya, Jr, Montana State  
 OLB - Roger Cooper, So, Montana State  
 OLB - Josh Whitworth, Jr, Idaho State  
 OLB - Mike Sands, Senior, Northern Arizona  
 ILB - Keith O'Neil, Sr, Northern Arizona  
 ILB - Bart Brooks, Sr, Idaho State  
 CB - Ernie James, So, Idaho State  
 CB - Vernon Smith, Jr, Montana  
 S - Trey Young, Sr, Montana  
 S - Kane Ioane, Jr, Montana State  
 P - Eddie Johnson, Sr, Idaho State

## SECOND TEAM DEFENSE

WR - Eric Kimble, Fr, Eastern Washington  
 WR - Aaron Hill, Jr, Montana State  
 WR - Sale Key, So, Idaho State  
 WR - Jesse Levin, Sr, Portland State  
 OT - Jon Skinner, Jr, Montana  
 OT - Kurt Sigler, Jr, Eastern Washington  
 OT - Steve Burch, So, Idaho State  
 OG - Robert Poleki, Jr, Idaho State  
 OG - Steve Gomez, Sr, Northern Arizona  
 C - Nic Stevenson, So, Montana State  
 TE - Tim Hester, Sr, Portland State  
 QB - Doug Baughman, Sr, Idaho State  
 RB - Ryan Fuqua, So, Portland State  
 RB - Isaac Mitchell, Jr, Idaho State  
 FB - Kendall Riley, So, Sacramento State  
 Ret. - Hashim Hall, Sr, Portland State  
 PK - Mike Cajal-Willis, Sr, Portland State

## SECOND TEAM DEFENSE

DT - Jason Nicastro, Sr, Montana State  
 DT - Eric Boose, Sr, Idaho State  
 DT - Ray Sebestyen, So, Montana State  
 DE - Adam Cordeiro, Jr, Montana State  
 DE - Stefon Kleinert, Sr, Portland State  
 OLB - Audie Attar, Sr, Idaho State  
 OLB - Kaaina Keawe, Sr, Northern Arizona  
 OLB - David Smith, Sr, Montana State  
 ILB - Luke Vincent, Sr, Eastern Washington  
 ILB - Matt McFadden, Jr, Weber State  
 CB - Reynard Carrie, Jr, Portland State  
 CB - Brandon Coleman, Sr, Sacramento State  
 S - Brent Donnerberg, Sr, Portland State  
 S - Dave DeCoite, Jr, Montana  
 S - Camron Mbewa, Jr, Sacramento State  
 P - Mark Gould, Sr, Northern Arizona

## 2003 ALL-CONFERENCE TEAM FIRST TEAM OFFENSE

WR - Sale' Key, Jr, Idaho State  
 WR - Clarence Moore, Sr, Northern Arizona  
 WR - Fred Amey, Jr, Sacramento State  
 WR - Johnny Marshall, Sr, Northern Arizona  
 OT - Dylan McFarland, Sr, Montana  
 OT - Brent Swaggert, Sr, Montana State  
 OG - Jon Newman, Sr, Weber State

OG - Jon Skinner, Sr, Montana  
 C - Matt Raivio, Sr, Northern Arizona  
 TE - Chris Cwik, Jr, Eastern Washington  
 QB - Jason Murrietta, Fr, Northern Arizona  
 RB - Nick Chournos, Jr, Weber State  
 RB - Roger Robinson, So, Northern Arizona  
 FB - Brad Weston, Sr, Montana  
 Ret. - Corey Smith, Sr, Montana State  
 PK - Chris Snyder, Sr, Montana



## WEBER STATE'S BRADY FOSMARK

## FIRST TEAM DEFENSE

DT - Mark Weivoda, Sr, Idaho State  
 DT - Ray Sebestyen, Jr, Montana State  
 DE - Jared Allen, Jr, Idaho State  
 DE - Brady Fosmark, So, Weber State  
 OLB - Brent Meyers, Sr, Montana  
 OLB - Mac Mollohan, So, Montana State  
 OLB - Bruce Branch, Jr, Northern Arizona  
 OLB - Joey King, So, Portland State  
 ILB - Roger Cooper, Jr, Montana State  
 ILB - Matt McFadden, Sr, Weber State  
 CB - Emery Beckles, Sr, Idaho State  
 CB - Joey Thomas, Sr, Montana State  
 S - Dave DeCoite, Sr, Montana  
 S - Kane Ioane, Sr, Montana State  
 P - Mark Gould, Sr, Northern Arizona

## SECOND TEAM OFFENSE


WR - Eric Kimble, So, Eastern Washington  
 WR - Kyler Randall, Sr, Eastern Washington  
 WR - Brett Fowler, Sr, Idaho State  
 WR - Scott Turnquist, Sr, Montana State  
 OT - Kurt Sigler, Sr, Eastern Washington  
 OT - Marko Cavka, Sr, Sacramento State  
 OG - Jeff Christiansen, Jr, Eastern Washington  
 OG - Robert Poleki, Sr, Idaho State  
 OG - Mataio Toilolo, Sr, Montana State  
 C - Derek Decker, Sr, Montana  
 C - Ahmad Milby, Sr, Weber State  
 TE - Tom Winn, Sr, Northern Arizona  
 QB - Erik Meyer, So, Eastern Washington  
 QB - Travis Lulay, So, Montana State  
 RB - Isaac Mitchell, Sr, Idaho State  
 RB - Justin Green, Jr, Montana  
 FB - Ryan Elliott, Sr, Montana State  
 Ret. - Levander Segars, Jr, Montana  
 PK - Jeremy Hershey, Sr, Idaho State

# ALL-CONFERENCE TEAMS

## SECOND TEAM DEFENSE

DT - Jonny Varona, Jr, Montana  
 DT - Adam Cordeiro, Sr, Montana State  
 DT - Chris Berg, Jr, Portland State  
 DE - Tim Bush, Sr, Montana  
 DE - Jon Montoya, Sr, Montana State  
 OLB - Josh Whitworth, Sr, Idaho State  
 OLB - Colton Swan, Sr, Weber State  
 ILB - Joey Cwik, So, Eastern Washington  
 ILB - Ryan Kroeker, Sr, Sacramento State  
 CB - Isaiah Trufant, So, Eastern Washington  
 CB - Jay Hackett, Sr, Montana State  
 S - Jessie Hanson, Sr, Eastern Washington  
 S - Ernie James, Jr, Idaho State  
 S - Kenneth Qualls, Sr, Montana State  
 P - Jesse Nicassio, Sr, Eastern Washington

**EWU's  
ERIK MEYER**



## 2004 ALL-CONFERENCE TEAM FIRST TEAM OFFENSE

WR - Eric Kimble, Jr., Eastern Washington  
 WR - Fred Amey, Sr., Sacramento State  
 WR - Rick Gatewood, Jr., Montana State  
 OT - Mike Roos, Sr., Eastern Washington  
 OT - Cory Procter, Sr., Montana  
 OT - Jeff Bolton, Jr., Montana State  
 OG - Rocki Hanni, Fr., Eastern Washington  
 OG - Lawrence Figueroa, Sr., Montana State  
 C - Antonio Narcisse, Jr., Portland State  
 TE - Blake Wolf, Sr., Montana State  
 QB - Travis Lulay, Jr., Montana State  
 QB - Erik Meyer, Jr., Eastern Washington  
 QB - Craig Ochs, Sr., Montana  
 RB - Darius Washington, Sr., Eastern Washington  
 RB - Lex Hilliard, So., Montana  
 FB - Allen Kennett, Jr., Portland State  
 PK - Paul Ernster, Sr., Northern Arizona  
 Ret. - Eric Kimble, Jr., Eastern Washington

## FIRST TEAM DEFENSE

DT - Chris Berg, Sr., Portland State  
 DT - Chuck Jones, Sr., Portland State  
 DE - Brady Fosmark, Jr., Weber State  
 DE - Rey Sebestyen, Sr., Montana State  
 DE - Tom Finnerty, Sr., Eastern Washington  
 DE - Mike Murphy, So., Montana  
 OLB - Roger Cooper, Sr., Montana State  
 OLB - Vince Henman, Sr., Northern Arizona  
 OLB - Shane MacIntyre, Jr., Montana  
 ILB - Joey Cwik, Jr., Eastern Washington  
 OLB - Mac Mollohan, Jr., Montana State  
 CB - Isaiah Trufant, Jr., Eastern Washington  
 CB - Ryan Phillips, Sr., Eastern Washington  
 CB - Ernie James, Sr., Idaho State  
 CB - Ramon Payne, Sr., Sacramento State  
 S - Jeremy Thornburg, Sr., Northern Arizona  
 S - Brandon Keeler, So., Eastern Washington

## FIRST TEAM SPECIAL TEAMS

Jefferson Heidelberg, Sr., Montana  
 Jordan Senn, Fr., Portland State

## SECOND TEAM OFFENSE

WR - Sale' Key, Sr., Idaho State  
 WR - Jefferson Heidelberg, Sr., Montana  
 WR - Shaun Bodiford, Jr., Portland State  
 OT - Steve Burch, Sr., Idaho State  
 OT - Micah Jackson-Sattler, Sr., Portland St.  
 OT - Mike Stackowiak, Sr., Portland State  
 OG - Jeff Marshall, So., Montana  
 OG - Matt Alfred, Fr., Eastern Washington  
 OG - Peter St. John, Fr., Portland State  
 C - Jay Green, Sr., Montana  
 C - Kraig Sigler, Jr., Eastern Washington  
 TE - Tony Curtis, Sr., Portland State  
 QB - Jason Murrietta, So., Northern Arizona  
 QB - Mark Hetherington, Sr., Idaho State  
 RB - Nick Chournos, Sr., Weber State  
 RB - Roger Robinson, Sr., Northern Arizona  
 FB - Colt Palmer, Sr., Montana  
 FB - Lars Slind, Jr., Eastern Washington  
 PK - Joe Johnson, Jr., Weber State  
 PK - Dan Carpenter, Fr., Montana  
 Ret. - Jefferson Heidelberg, Sr., Montana

## SECOND TEAM DEFENSE

DT - Brandon Meyers, Sr., Eastern Washington  
 DT - Jermaine Horn, Jr., Idaho State  
 DT - Blake Horgan, Sr., Montana  
 DE - Jacob Houston, Jr., Sacramento State  
 DE - Lance Spencer, Jr., Montana  
 OLB - Kris Krosch, Jr., Idaho State  
 OLB - Matt Logue, Jr., Sacramento State  
 ILB - Jimmy Ellingson, Jr., Sacramento State  
 OLB - Joey King, Jr., Portland State  
 CB - Dominic Dixon, So., Portland State  
 CB - David Beverly, Jr., Idaho State  
 CB - Kevin Edwards, Jr., Montana  
 S - Nick Chenault, Sr., Portland State  
 S - Ryan Force, So., Montana State  
 S - Brett Shelton, Fr., Sacramento State  
 P - Kyle McQuown, So., Idaho State

## SECOND TEAM SPECIAL TEAMS

Gregor Smith, Fr., Eastern Washington  
 Eric Iverson, Sr., Northern Arizona

## 2005 ALL-CONFERENCE TEAM FIRST TEAM OFFENSE

WR - Eric Kimble, Sr., Eastern Washington  
 WR - Shaun Bodiford, Sr., Portland State  
 WR - Rick Gatewood, Sr., Montana State  
 OT - Paul McQuistan, Sr., Weber State  
 OT - Brad Rhoades, Sr., Montana  
 C - Jeff Bolton, Sr., Montana  
 OG - Matt Alfred, So., Eastern Washington  
 OG - Brennan Carvalho, So., Portland State  
 TE - Scott Weaver, Sr., Portland State  
 QB - Erik Meyer, Sr., Eastern Washington  
 RB - Joe Rubin, Sr., Portland State  
 RB - Lex Hilliard, Jr., Montana  
 FB - Allen Kennett, Sr., Portland State  
 PK - Jaret Johnson, Sr., Idaho State  
 Ret. - Tuff Harris, Jr., Montana

**PSU's  
JOEY KING**



## FIRST TEAM DEFENSE

DT - Alan Saenz, Sr., Montana  
 DT - Shane Barkdull, Sr., Weber State  
 DE - Jeff Charleston, Sr., Idaho State  
 DE - Brady Fosmark, Sr., Weber State  
 OLB - Joey King, Sr., Portland State  
 OLB - Matt Logue, Sr., Sac St.  
 ILB - Joey Cwik, Sr., E. Washington  
 ILB - Pago Togafau, Jr., Idaho State  
 CB - Dominic Dixon, Jr., Portland State  
 CB - Jesse Hendrix, Sr., Eastern Washington  
 S - Bryant Jarrett, So., Eastern Washington  
 S - Dallas Drecksel, Sr., Weber State  
 P - Rhian Madrid, Jr., Northern Arizona

## FIRST TEAM SPECIAL TEAMS

Brady Green, Jr., Montana

## SECOND TEAM OFFENSE

WR - Raul Vijil, Sr., Eastern Washington  
 WR - Lynzell Jackson, Sr., Weber State  
 WR - Eddie Thompson, Fr., Idaho State  
 WR - Kory Mahr, So., Northern Arizona  
 OT - Joe Hirst, Jr., Montana State  
 OT - Peter St. John, So., Portland State  
 OG - Lawrence Figueroa, Sr., Montana State  
 OG - Pat McQuistan, Sr., Weber State  
 C - Jeff Marshall, Jr., Montana  
 C - Kraig Sigler, Sr., Eastern Washington  
 TE - Tim Calhoun, Jr., Eastern Washington  
 QB - Travis Lulay, QB, Montana State  
 RB - Ryan Cole, Jr., Eastern Washington  
 RB - Ryan Mole, So., Sacramento State  
 FB - Lars Slind, Sr., Eastern Washington  
 PK - Dan Carpenter, So., Montana  
 Ret. - Kris Daniels, Jr., Sacramento State

## SECOND TEAM DEFENSE

DT - Aaron Papich, So., Montana State  
 DT - Harrison Nikolaos, Sr., Eastern Washington  
 DE - Mike Murphy, Jr., Montana  
 DE - Lance Spencer, Sr., Montana  
 OLB - Nick Marudas, Sr., Montana State  
 OLB - Shane MacIntyre, Sr., Montana  
 ILB - Mac Mollohan, Sr., Montana State  
 ILB - Epikopo King, So., Montana State  
 CB - D.J. Clark, Fr., Idaho State  
 CB - K.J. Gerard, So., Northern Arizona  
 S - Ryan Force, Jr., Montana State  
 S - Brandon Keeler, Jr., Eastern Washington  
 S - Brett Shelton, So., Sacramento State  
 P - Tyson Johnson, Jr., Montana

## SECOND TEAM SPECIAL TEAMS

Kenneth Mackins, So., Portland State

# ALL-CONFERENCE TEAMS

**NORTHERN ARIZONA'S  
ALEX WATSON**



## 2006 ALL-CONFERENCE TEAM FIRST TEAM OFFENSE

WR - Alex Watson, Jr., No. Arizona  
WR - Mike Jefferson, Sr., Montana St.  
WR - Eric Allen, Jr., Montana  
OT - David Hale, Jr., Weber State  
OT - Cody Balogh, Jr., Montana  
OG - Brennan Carvalho, Jr., Portland St.  
OG - Colin Dow, So., Montana  
C - George Yarno, Jr., Idaho State  
TE - Shaun Fitzpatrick, So., No. Arizona  
QB - Jason Murrietta, Sr., No. Arizona  
RB - Josh Barnett, Jr., Idaho State  
RB - Trevyn Smith, Fr., Weber State  
FB - Bobby McClintock, Fr., Portland St.  
K - Brett Bergstrom, Sr., Eastern Washington  
RS - Bryant Eteuati, So., Weber State

## FIRST TEAM DEFENSE

DT - C.J. Niusulu, Sr., Portland State  
DT - Rio Stotler, So., Weber State  
DE - Mike Murphy, Sr., Montana  
DE - Kroy Biermann, Jr., Montana  
OLB - Chris Hunsaker, Sr., Northern Arizona  
OLB - Tyler DeBry, Sr., Weber State  
ILB - Adam Hayward, Sr., Portland State  
ILB - Pago Togafau, Sr., Idaho State  
CB - Bo Smith, Sr., Weber State  
CB - Dominic Dixon, Sr., Portland State  
S - Torrey Thomas, Jr., Montana  
S - Colt Anderson, So., Montana  
P - Rhian Madrid, Sr., Northern Arizona

## FIRST TEAM SPECIAL TEAMS

Colt Anderson, So., Montana

## SECOND TEAM OFFENSE

WR - Akilah Lacey, Sr., Idaho State  
WR - Eddie Thompson, Sr., Idaho State  
WR - Kenneth Mackins, Jr., Portland State  
OT - Joe Hirst, Sr., Montana State  
OT - Rocky Hanni, Jr., Eastern Washington  
OT - Darren Heerspink, Jr., Portland State  
OG - Peter St. John, Jr., Portland State  
OG - Matt Alfred, Jr., Eastern Washington  
C - Jeff Marshall, Sr., Montana  
TE - Brandon Mennear, Sr., Idaho State  
QB - Josh Swogger, Sr., Montana  
RB - Alex Henderson, Fr., Northern Arizona  
RB - Andre Wilson, Sr., Northern Colorado  
FB - Alexis Alexander, So., Eastern Washington  
K - Dan Carpenter, Jr., Montana  
RS - Tuff Harris, Sr., Montana

## SECOND TEAM DEFENSE

DT - Matthis Gehring, Sr., Portland State  
DT - Dallas Mauga, Jr., Sacramento State  
DE - Cole Smith, Jr., Portland State

DE - Dustin Dlouhy, Sr., Montana  
OLB - Epikopo King, Jr., Montana State  
OLB - Tyson Butler, Sr., Sacramento State  
ILB - Cyrus Mulitalo, So., Sacramento State  
ILB - D.J. Robinson, Sr., Portland State  
CB - Tuff Harris, Sr., Montana  
CB - Jimmy Wilson, Jr., Montana  
CB - Ricky Wilson, Jr., Northern Arizona  
S - Ryan Force, Sr., Montana State  
S - Brent Webber, Jr., Sacramento State  
P - Dan Zeidman, Jr., Idaho State

## SECOND TEAM SPECIAL TEAMS

Kenneth Mackins, Jr., Portland State

## 2007 ALL-CONFERENCE TEAM FIRST TEAM OFFENSE

WR - Aaron Boyce, So, Eastern Washington  
WR - Eddie Thompson, Jr., Idaho State  
WR - Tremayne Kirkland, Sr., Portland State  
OT - David Hale, Sr., Weber State  
OT - Brent Russum, Jr., Montana  
OG - Matt Alfred, Sr., Eastern Washington  
OG - J.D. Quinn, Jr., Montana  
C - Brennan Carvalho, Sr., Portland State  
TE - Ryan Chesla, Jr., Northern Colorado  
QB - Matt Nichols, So., Eastern Washington  
RB - Josh Barnett, Sr., Idaho State  
RB - Trevyn Smith, So., Weber State  
FB - Marcus Mailei, Jr., Weber State  
PK - Dan Carpenter, Sr., Montana  
RS - Bryant Eteuati, Jr., Weber State

## FIRST TEAM DEFENSE

DT - Dallas Mauga, Sr., Sacramento State  
DT - Bryce Scanlon, Jr., Weber State  
DE - Kroy Biermann, Sr., Montana  
DE - Greg Peach, Jr., Eastern Washington  
OLB - Loren Utterback, Sr., Montana  
OLB - Mike Brannon, Sr., Sacramento State  
ILB - Bobby Daly, Jr., Montana State  
ILB - Cyrus Mulitalo, Jr., Sacramento State  
CB - K.J. Gerard, Jr., Northern Arizona  
CB - Ricky Wilson, Sr., Northern Arizona  
S - Colt Anderson, Jr., Montana  
S - Ty Sparrow, Sr., Weber State  
P - Tyson Johnson, Sr., Montana

## FIRST TEAM SPECIAL TEAMS

Cyrus Igono, Jr., Northern Arizona

## SECOND TEAM OFFENSE

WR - Ryan Bagley, Sr., Montana  
WR - Alex Watson, Sr., Northern Arizona  
WR - Bryant Eteuati, Jr., Weber State  
OT - Zach Wasielewski, Sr., Eastern Washington  
OT - Daren Heerspink, Sr., Portland State  
OG - Jeff Hansen, So., Montana State  
OG - Dimitri Tsoumpas, Sr., Weber State  
C - Colin Dow, Jr., Montana  
TE - Shaun Fitzpatrick, Jr., Northern Arizona  
QB - Cole Bergquist, Jr., Montana  
RB - Lex Hilliard, Sr., Montana  
RB - Demetrius Crawford, Jr., Montana State  
FB - Olaniyi Sobomehin, Sr., Portland State  
PK - Robbie Dehaze, Jr., Northern Arizona  
RS - JD Ponciano, So., Idaho State

## SECOND TEAM DEFENSE

DT - Lance Witherspoon, Jr., Eastern Washington  
DT - Craig Mettler, Jr., Montana  
DT - Aaron Papich, Sr., Montana State  
DE - Cole Smith, Sr., Portland State  
DE - Dane Fletcher, So., Montana State  
OLB - Epikopo King, Sr., Montana State  
OLB - J.D. Folsom, Jr., Weber State  
ILB - Tyler Joyce Sr., Montana  
ILB - Cristian Sarmento, Jr., Northern Colorado  
CB - Chris Clark, Sr., Montana  
CB - Michael Beach, Sr., Montana State  
S - Torrey Thomas, Sr., Montana  
S - Brian Jarrett, Sr., Eastern Washington  
P - Dan Zeidman, Sr., Idaho State

## SECOND TEAM SPECIAL TEAMS

Bryant Eteuati, Jr., Weber State

**SACRAMENTO STATE'S  
CYRUS MULTALO**



## 2008 All-Conference Team FIRST TEAM OFFENSE

WR - Tony Washington, Sr., Sacramento State  
WR - Tim Toone, Jr., Weber State  
WR - Marc Mariani, Jr., Montana  
OT - Paul Carpenter, Sr., Weber State  
OT - Lou Saucedo, Sr., Montana State  
OG - Colin Dow, Sr., Montana  
OG - Lawaia Naihe, Sr., Weber State  
C - Kyle Mutcher, Jr., Weber State  
TE - Ryan Chesla, Sr., Northern Colorado  
QB - Cameron Higgins, So., Weber State  
RB - Trevyn Smith, Jr., Weber State  
RB - Demetrius Crawford, Sr., Montana State  
FB - Marcus Mailei, Sr., Weber State  
PK - Robbie Dehaze, Sr., Northern Arizona  
RS - Marc Mariani, Jr., Montana

## FIRST TEAM DEFENSE

DT - Bryce Scanlon, Sr., Weber State  
DT - Steve Nwogbe, Sr., Northern Arizona  
DE - Greg Peach, Sr., Eastern Washington  
DE - Kevin Linehan, Jr., Weber State  
OLB - Mike Brannon, Sr., Sacramento State  
OLB - J.D. Folsom, Sr., Weber State  
ILB - Cyrus Mulitalo, Sr., Sacramento State  
ILB - Cristian Sarmento, Sr., Northern Colorado  
CB - K.J. Gerard, Sr., Northern Arizona  
CB - Josh Morris, Jr., Weber State  
S - Colt Anderson, Sr., Montana  
S - Beau Hadley, Jr., Weber State

# ALL-CONFERENCE TEAMS

S – Kevin Retoriano, Jr., Montana State  
 P – Robbie Dehaze, Sr., Northern Arizona

## FIRST TEAM SPECIAL TEAMS

Kenyon Blue, Sr., Idaho State

## SECOND TEAM OFFENSE

WR – Aaron Boyce, Jr., Eastern Washington  
 WR – Eddie Thompson, Sr., Idaho State  
 WR – Brynson Brown, Jr., Eastern Washington  
 OT – Levi Horn, Jr., Montana  
 OT – Brent Russum, Sr., Montana  
 OG – Jeff Hansen, Jr., Montana State  
 OG – J.C. Oram, Fr., Weber State  
 C – J.D. Quinn, Sr., Montana  
 TE – Cody Nakamura, Jr., Weber State  
 QB – Cole Bergquist, Sr., Montana  
 RB – Chase Reynolds, So., Montana  
 RB – Bryan Hilliard, So., Sacramento State  
 FB – Alexis Alexander, Sr., Eastern Washington  
 PK – Jason Cunningham, Fr., Montana State  
 PK – Felipe Macias, Sr., Eastern Washington  
 RS – Aaron Woods, Jr., Portland State

## SECOND TEAM DEFENSE

DT – Lance Witherspoon, Sr., E. Washington  
 DT – Craig Mettler, Sr., Montana  
 DE – Dane Fletcher, Jr., Montana State  
 DE – Jason Belford, Sr., Eastern Washington  
 OLB – Ryan Phipps, Sr., Idaho State  
 OLB – Cody Dowd, Jr., Northern Arizona  
 ILB – Bobby Daly, Sr., Montana State  
 ILB – Andy Schantz, Sr., Portland State  
 CB – Deshawn Shead, Fr., Portland State  
 CB – D.J. Clark, Sr., Idaho State  
 S – Shann Schillinger, Jr., Montana  
 S – Adam Wright, Sr., Northern Arizona  
 P – Fritz Brayton, Sr., Eastern Washington

## SECOND TEAM SPECIAL TEAMS

Tom Martin, Sr., Montana



MSU's  
**MIKE PERSON**

## 2009 All-Conference Team

### FIRST TEAM OFFENSE

WR - Tim Toone, Sr., Weber State  
 WR - Marc Mariani, Sr., Montana  
 WR - Ed Berry, Sr., Northern Arizona  
 OT - Levi Horn, Sr., Montana  
 OT - Mike Person, Jr., Montana State  
 OG - Terran Hillesland, Sr., Montana  
 OG - Jeff Hansen, Sr., Montana State  
 C - Kyle Mutchler, Sr., Weber State  
 TE - Nathan Overbay, Sr., Eastern Washington  
 QB - Matt Nichols, Sr., Eastern Washington  
 RB - Chase Reynolds, Jr., Montana  
 RB - Trevyn Smith, Sr., Weber State  
 RB - Taiwan Jones, So., Eastern Washington  
 RB - Alex Henderson, Sr., Northern Arizona  
 FB - Kevin Klaboe, Sr., Montana

FB - Bobby McClintock, Sr., Portland State  
 PK - Zach Brown, Fr., Portland State  
 RS - Tim Toone, Sr., Weber State

### FIRST TEAM DEFENSE

DT - Renard Williams, So., Eastern Washington  
 DT - Dan Ogden, Jr., Montana State  
 DE - Dane Fletcher, Sr., Montana State  
 DE - Kevin Linehan, Sr., Weber State  
 OLB - J.C. Sherritt, Jr., Eastern Washington  
 OLB - A.J. Storms, So., Idaho State  
 ILB - Shawn Lebsock, Sr., Montana  
 ILB - Taylor Sedillo, Jr., Weber State  
 CB - Trumaine Johnson, So., Montana  
 CB - Josh Morris, Sr., Weber State  
 S - Shann Schillinger, Sr., Montana  
 S - Matt Estrada, Jr., Northern Arizona  
 P - Mike Snoy, Sr., Weber State  
 P - Jon Vanderweilen, Sr., Idaho State

### FIRST TEAM SPECIAL TEAMS

Cole Lockwood, So., Montana

### SECOND TEAM OFFENSE

WR - Aaron Boyce, Sr., Eastern Washington  
 WR - Tony Davis, Sr., Eastern Washington  
 WR - Brandyn Reed, Jr., Sacramento State.  
 OT - Ryne Holstrom, Sr., Northern Arizona  
 OT - Nestor Cruz, Sr., Weber State  
 OG - Matt Lemley, Sr., Sacramento State  
 OG - J.C. Oram, So., Weber State  
 C - Alex Verlanic, Jr., Montana  
 TE - Steve Pfahler, Sr., Montana  
 QB - Michael Herrick, Jr., Northern Arizona  
 RB - Aaron Mason, Sr., Montana State  
 FB - Bo Bolen, Fr., Weber State  
 PK - Matt Myers, So., Northern Arizona  
 RS - Marc Mariani, Sr., Montana

### SECOND TEAM DEFENSE

DT - Christian Clark, Jr., Sacramento State  
 DT - Austin Mullins, Sr., Montana  
 DE - Jace Palmer, Sr., Montana  
 DE - Isaac Bond, So., Northern Arizona  
 OLB - Ryan Pedersen, Sr., Portland State  
 OLB - Brandon Fisher, Sr., Montana  
 ILB - John Eddy, Jr., Northern Colorado  
 ILB - Clay Bignell, So., Montana State  
 ILB - Stevon Thomas, Sr., Northern Arizona  
 CB - Corey Askew, Jr., Northern Colorado  
 CB - Kevin Retoriano, Sr., Montana State  
 S - Zach Schrader, Jr., Sacramento State  
 S - Beau Hadley, Sr., Weber State  
 P - Augie Heath, So., Sacramento State

### SECOND TEAM SPECIAL TEAMS

Ryan Lutz, Sr., Northern Colorado

## 2010 All-Conference Team

### FIRST TEAM OFFENSE

WR – Brandon Kaufman, So., E. Washington  
 WR – Jace Davis, So., Northern Colorado  
 WR – Joe Collins, Sr., Weber State  
 OT – Mike Person, Sr., Montana State  
 OT – Caleb Turner, Sr., Weber State  
 OG – Kris Poindexter, Sr., Northern Arizona

OG – J.C. Oram, Jr., Weber State  
 C – Chris Powers, Jr., Eastern Washington  
 TE – Julius Thomas, Sr., Portland State  
 QB – DeNarius McGhee, Fr., Montana State  
 RB – Taiwan Jones, Jr., Eastern Washington  
 RB – Cory McCaffrey, Jr., Portland State  
 FB – Vai Tafuna, Sr., Weber State  
 PK – Jason Cunningham, Jr., Montana State  
 RS – Tavoy Moore, Jr., Idaho State

### FIRST TEAM DEFENSE

DT – Dan Ogden, Sr., Montana State  
 DT – Renard Williams, Jr., Eastern Washington  
 DE – Isaac Bond, Jr., Northern Arizona  
 DE – Zack Nash, Jr., Sacramento State  
 OLB – J.C. Sherritt, Sr., Eastern Washington  
 OLB – Nick Webb, Jr., Weber State  
 OLB – A.J. Storms, Sr., Idaho State  
 ILB – Reid Worthington, Sr., Northern Arizona  
 ILB – John Eddy, Sr., Northern Colorado  
 CB – Trumaine Johnson, Jr., Montana  
 CB – Corey Askew, Sr., Northern Colorado  
 S – Erik Stoll, Sr., Montana  
 S – Matt Johnson, Jr., Eastern Washington  
 P – David Harrington, Jr., Idaho State

### FIRST TEAM SPECIAL TEAMS

Darriell Beaumonte, Jr., Eastern Washington

### SECOND TEAM OFFENSE

WR – Austin Shanks, Jr., Northern Arizona  
 WR – Daiveun Curry-Chapman, Sr., N. Arizona  
 WR – Chase Deadder, Jr., Sacramento State  
 OT – Gabe Jackson, Jr., Eastern Washington  
 OT – John Taylor, Jr., Sacramento State  
 OG – Russ Piette, Sr., Montana  
 OG – Alex Terrien, Jr., Montana State  
 C – Alex Verlanic, Sr., Montana  
 TE – Kyle Begger, Sr., Montana State  
 QB – Jeff Fleming, Jr., Sacramento State  
 RB – Orenzo Davis, Jr., Montana State  
 RB – Zach Bauman, Fr., Northern Arizona  
 FB – Calvin Paciulli, Jr., Northern Arizona  
 PK – Brody McKnight, Jr., Montana  
 RS – Peter Nguyen, So., Montana  
 RS – Dominic Gunn, So., Northern Colorado

### SECOND TEAM DEFENSE

DT – Bryan Waldhauser, Jr., Montana  
 DT – Christian Clark, Sr., Sacramento State  
 DE – Sean Rutten, Sr., Idaho State  
 DE – Severin Campbell, Sr., Montana  
 OLB – Zach Johnson, Jr., Eastern Washington  
 OLB – Scott McKeever, Jr., Northern Arizona  
 OLB – Caleb McSurdy, Jr., Montana  
 OLB – Peter Buck, Sr., Sacramento State  
 CB – Dante Calcote, Sr., Eastern Washington  
 CB – DeShawn Shead, Jr., Portland State  
 S – Matt Estrada, Sr., Northern Arizona  
 S – Jordan Brown, Sr., Weber State  
 S – Zach Schrader, Sr., Sacramento State  
 P – Drew Zamora, Jr., Northern Arizona

### SECOND TEAM SPECIAL TEAMS

Bo Bolen, So., Weber State

# ALL-CONFERENCE TEAMS



NORTHERN ARIZONA QUARTERBACK JASON MURRIETTA WAS TWICE NAMED ALL-CONFERENCE FIRST TEAM.



MONTANA STATE'S ROGER COOPER WAS TABBED TO THE ALL-CONFERENCE FIRST TEAM THREE TIMES.



TWIN BROTHERS PAT (LEFT) AND PAUL (RIGHT) McQUISTAN WERE BOTH NAMED TO THE 2005 ALL-CONFERENCE TEAM.

MONTANA RUNNING BACK LEX HILLIARD WAS NAMED FIRST TEAM ALL-CONFERENCE TWO TIMES. HE IS NOW WITH THE MIAMI DOLPHINS.




EASTERN WASHINGTON'S GREG PEACH WAS ALL-CONFERENCE FIRST TEAM IN 2007 AND 2008. HE CURRENTLY PLAYS IN THE CFL.

NORTHERN ARIZONA'S RAY PERRYMAN WAS NAMED ALL-CONFERENCE AS A LINEBACKER AND A SAFETY.



# MULTIPLE FIRST TEAM ALL-BIG SKY



WEBER STATE'S SCOTT SHIELDS WAS NAMED ALL-CONFERENCE FOUR STRAIGHT YEARS, EARNING HONORS AT THREE POSITIONS.



FROM 1985-88 NEVADA'S CHARVEZ FOGER EARNED FIRST TEAM ALL-CONFERENCE HONORS.


## FOUR-TIME ALL-BIG SKY (3)

Charvez Foger, RB, Nevada, 1985-88  
 Scott Shields, Weber State, 1995-97-PK, 96-P, 98-SS  
 Trevyn Smith, RB, Weber State, 2006-09, RB


## THREE-TIME ALL-BIG SKY (41)

Jared Allen, DE, Idaho State, 2001-03  
 Fred Amey, WR, Sacramento State, 2002-04  
 Colt Anderson, S, Montana, 2006-08  
 Greg Anderson, DB, Montana, 1974-76  
 Kip Bedard, WR, Boise State, 1979-81  
 Lamont Brightful, Ret., Eastern Wash., 1999-01  
 Case de Bruijn, P-PK, Idaho State, 1978, 80-81  
 Brennan Carvalho, OG, C, Portland St., 2005-07  
 Roger Cooper, LB, Montana State 2002-04  
 Jason Crebo, LB, Montana, 1995-97  
 Dave Dickenson, QB, Montana, 1993-95  
 Dan Downs, LB, Montana, 1992-94  
 Charles Dunn, RB, Portland State, 1998-00  
 Bernard Ellison, DB, Nevada, 1987-88, 90  
 Todd Ericson, DB, Montana, 1991- 93  
 Dan Finn, OT, Northern Arizona, 1995-97  
 Harold Fox, OG, Eastern Washington, 1992-94  
 John Friesz, QB, Idaho, 1987-89

Brady Fosmark, Weber State, DE, 2003-05  
 Erik Helgeson, DE, Boise State, 1988-90  
 Tom Hofmann, WR, Idaho State, 1971, 73-74  
 Merrill Hoge, RB, Idaho State, 1984-86  
 Mike Holton, WR, Boise State, 1974-76  
 Don Hutt, WR, Boise State, 1971-73  
 Carl Keever, LB, Boise State, 1982-84  
 Marcus Koch, DT, Boise State, 1983-85  
 Bill Kollar, DT, Montana State, 1971-73  
 Ron Linehan, LB, Idaho, 1967, 70-71  
 Pete Mandley, WR, Northern Arizona, 1980, 82-83  
 Sherridan May, RB, Idaho, 1992-94  
 Cedric Minter, RB, Boise State, 1978-80  
 Mike Rankin, LB, Montana, 1987-89  
 Charles Roberts, RB, Sacramento State, 1998-00  
 Jeff Robinson, DE, Idaho, 1990-92  
 Harold Smith, DB, Northern Arizona, 1976-78  
 Chris Snyder, PK, Montana, 2001-03  
 Thatcher Szalay, OG, Montana, 1999-01  
 Chris Thomas, RB, Boise State, 1989-91  
 Rick Woods, DB, Boise State, 1979-81  
 Marty Zendejas, K, Nevada, 1984-85, 87  
 Tony Zendejas, PK, Nevada, 1981-83



IDAHO'S JEFF ROBINSON WAS NAMED FIRST TEAM ALL-CONFERENCE THREE STRAIGHT SEASONS.



MONTANA SAFETY COLT ANDERSON WAS NAMED FIRST-TEAM ALL-CONFERENCE FROM 2006-08.

# MULTIPLE FIRST TEAM ALL-BIG SKY

## TWO-TIME ALL BIG SKY

### Before Platoon (4)

Gary Carle, G/LB, Montana State, 1964-65  
Tom Marinan, T/OT, Montana State, 1964-65  
Dave Miller, FB, Montana State, 1963-64  
Dan Sundling, HB, Montana State, 1963-64

## TWO-TIME ALL-BIG SKY (198)

Matt Alfred, OG, E. Wash, 2005, 2007  
Mike Agee, OG, Montana, 1995-96  
Joe Alliotti, QB, Boise State, 1979-80  
Ray Allred, DT, Idaho State, 1976-77  
Archie Amerson, RB, Northern Arizona, 1995-96  
Steve Anderson, LB, Idaho State 1982, 1984  
Dick Arndt, DT-MG, Idaho, 1965-66  
Josh Barnett, RB, Idaho State, 2006-07  
Terry Belson, P-PK, Northern Arizona, 1992-93  
Bob Banaugh, DB, Montana State, 1970-71  
Shawn Beaton, OG, Boise State, 1979-80  
Ed Bell, RB-SE, Idaho State, 1968-69  
Kroy Biermann, DE, Montana, 2006-07  
Arnie Blancas, RB, Montana, 1969-70  
Morris Bledsoe, QB, Weber State, 1977-78  
Jon Borchardt, OT, Montana State, 1977-78  
Jeff Bolton, OG/C, Montana State 2004-05  
Pat Bolton, K, Montana State, 1974-75  
Michel Bourgeau, DT, Boise State, 1981, 83  
Dennis Brady, OT, Boise State, 1980-81  
Jaumal Bradley, FB, CS, 1998-99  
Mike Brannon, LB, Sacramento State, 2007-08  
Bob Brown, OT, Nevada, 1985-86  
Tony Brooks, WR, E. Washington, 1992-93  
Orshwante Bryant, WR, Portland St., 1998, 00  
Jim Buzzard, OT, Eastern Washington, 1996-97  
Bryan Calder, WR, Nevada, 1984, 86  
Carter Campbell, MG-DT, Weber St., 1968-69  
Everett Carr, OT-OG, Boise State, 1975-76  
J.C. Chadband, FB, Idaho, 1974-75  
Terry Charles, WR, Portland State, 1999, 2001  
Ryan Chesla, TE, Northern Colorado, 2007-08  
Rod Childs, TE, Idaho State, 1980-81  
Matt Clifton, LB, Nevada, 1990-91  
Larry Clarkson, OT, Montana, 1986-87  
Calvin Coleman, CB, Montana, 2000-01  
Shawn Collins, TE, Northern Arizona, 1987-88  
Matt Courtney, CB, Idaho State, 1981, 83  
Bruce Covernton, OT, Weber State, 1990-91  
Joey Cwik, LB, Eastern Washington, 2004-05  
Jay Daly, OG, Montana State, 1978-79  
Butch Damberger, TE, Montana State, 1978-79  
Tom DeWitz, OG, Boise State, 1986-87  
Dominic Dixon, CB, Portland State 2005-06  
Steve Dodds, DS-DB, Montana State, 1973-74  
Ken Dotson, DB, Idaho, 1967-68  
George Duarte, DB, Northern Arizona, 1985-86  
Dennis Duncanson, DB, Weber State, 1977-78  
Steve Duncanson, TE, Idaho, 1974-75  
Greg Dunn, DB, Montana, 1978-79  
Kasey Dunn, WR, Idaho, 1990-91  
Jerry Dunne, QB, Idaho State, 1969-70  
Dennis Erickson, QB, Montana State, 1967-68  
Bryant Eteuati, Ret., Weber State, 2006-07  
Jody Farmer, RB-P, Montana, 1988-89  
Mark Fellows, LB, Montana State, 1983-84  
Jon Francis, RB, Boise State, 1984-85  
Larry Friedrichs, OG, No. Arizona, 1976-77  
Peter Garces, PK, Idaho State, 1998-99  
Rick Gatewood, WR, Montana State, 2004-05  
Rashid Gayle, CB, Boise State, 1994-95  
James Gee, DT, Northern Arizona, 1983-84  
Melvin Gentry, OG, Nevada, 1981-82

KJ Gerard, CB, Northern Arizona 2007-08  
Carl Golden, FB, Northern Arizona, 1976-77  
David Hale, OL, Weber State, 2006-07  
Greg Hale, OL, Idaho, 1987-88  
Sylvester Hardy, CB-DB, Montana, 1973-74  
Jesse Hardt, TE, Eastern Washington, 1994-95  
Leroy Harris, LB-DB, Idaho State, 1967-68  
Don Hass, RB, Montana State, 1966-67  
Tim Hauck, DB, Montana, 1988-89  
Frank Hawkins, RB, Nevada, 1979-80  
Josh Hays, DE, Idaho State, 1995-96  
Jerry Hendren, OE, Idaho, 1968-69  
Tom Hennessey, LB, Idaho, 1985-86  
Wayne Hill, LB, Idaho State, 1968-69  
Sean Hill, DB, Montana State, 1992-93  
Lex Hilliard, RB, Montana, 2004-05  
Ken Hobart, QB, Idaho, 1982-83  
Neil Hulbert, DT, Nevada, 1989-90  
Pat Hunter, DB, Nevada, 1983, 85  
Vince Huntsberger, SS, Montana, 1999, 2001  
Kane Ioane, SS, Montana State, 2002-03  
Earnie James, CB, Idaho State, 2002, 2004  
Eddie Johnson, P, Idaho State, 2001-02  
Trumaine Johnson, CB, Montana, 2009-10  
Taiwan Jones, RB, Eastern Washington, 2009-10  
Tim Jones, QB, Weber State, 1965-66  
Tom Jurich, K, Northern Arizona, 1976-77  
Jackie Kellogg, DB, E. Washington, 1992-93  
Chris Kelly, TE, Sacramento State, 1998-99  
David Kempfert, OC, Montana, 1995-96  
Derek Kennard, OG, Nevada, 1982-83  
Allen Kennett, FB, Portland State, 2004-05  
Eric Kimble, WR, Eastern Washington 2004-05  
Joey King, LB, Portland State 2003, 2005  
Steve Kracher, RB, Montana State, 1974-75  
Kenny Kuehl, LB, Boise State, 1988-89  
Pete Kwiatkowski, DE, Boise State, 1986-87  
Chad Lembke, LB, Montana, 1991-92  
Kevin Linehan, DE, Weber State, 2008-09  
Telly Lockette, LB, Idaho State, 1996-97  
Jerry Lumpkin, LB, Northern Arizona, 1977-78  
Rhian Madrid, P, Northern Arizona, 2005-06  
Marcus Mailei, FB, Weber State, 2008-08  
Chris Malmgren, DL, Boise State, 1976-77  
Jim Mann, OG, Weber State, 1965-66  
Marc Mariani, WR, Montana 2008-09  
Brock Marion, DB, Nevada, 1990-91  
Rand Marquess, LB, Idaho, 1971-72  
Jamie Martin, QB, Weber State, 1990-91  
Sam Martin, DT, Montana, 1978-79  
Mark Massey, DB, Weber State, 1979-80  
Tony Mackinnon, DE/OL, Weber State 1965-66  
Ray McDonald, RB, Idaho, 1965-66  
Blaine McElmurry, DB, Montana, 1995-96  
Matt McFadden, LB, Weber State, 2001, 2003  
Dylan McFarland, OT, Montana, 2002-03  
Bobby McClintock, FB, Portland St., 2006, 2009  
Jim McMillan, QB, Boise State, 1973-74  
Erik Meyer, QB, Eastern Washington, 2004-05  
Larry Miller, MG-DT, Montana, 1969-70  
Mac Mollohan, LB, Montana State, 2003-04  
Jon Montoya, DE, Montana State, 2001-02  
Clarence Moore, WR, No. Arizona, 2002-03  
Josh Morris, CB, Weber State, 2008-09  
Cyrus Multalo, LB, Sacramento State, 2007-08  
Mike Murphy, DE, Montana, 2004, 2006  
Jason Murrietta, QB, No. Arizona, 2003, 2006  
Kyle Mutcher, C, Weber St., 2008-09  
Matt Nichols, QB, E. Wash., 2007, 2009  
Ty O'Connor, DT, Montana State, 1997-98  
Dan Ogden, DT, Montana State, 2009-10

Charlie Oliver, DB, Idaho, 1989-90  
Steve Okoniewski, OT, Montana, 1970-71  
Keith O'Neil, LB, Northern Arizona, 2001-02  
Jon Osterhout, OG, Sacramento State, 1998-99  
Greg Peach, DE, Eastern Washington, 2007-08  
Mickey Penafior, K, Northern Arizona, 1988-89  
Maurice Perigo, DB, E. Washington, 1996-97  
Mike Person, OT, Montana State, 2009-10  
Joe Peterson, DB, Nevada, 1985-86  
Ryan Phillips, DL, Idaho, 1994-95  
Trent Pollard, OT, Eastern Washington, 1992-93  
Ron Porter, LB, Idaho, 1965-66  
Cameron Quayle, TE, Weber State, 1996-97  
John Rade, LB, Boise State, 1981-82  
Matt Raivio, C, Northern Arizona, 2002-03  
Greg Rea, OG, Nevada, 1984-85  
Otto Ribary, LB, Weber State, 1978-79  
Mike Rice, WR, Montana, 1985-86  
Danny Rich, LB, Weber State, 1980-81  
Fred Riley, RB-HB, Idaho, 1970-71  
Frank Robinson, DB, Boise State, 1990-91  
Henry Rolling, LB, Nevada, 1985-86  
Ron Rosenberg, LB, Montana, 1972, 74  
Gary Rosolowich, DB, Boise State, 1975-76  
Kevin Sargent, OT, E. Washington, 1990-91  
Bryce Scanlon, DT, Weber State, 2007-08  
J.C. Sherritt, LB, Eastern Washington, 2009-10  
Jim Schmedding, OT-OG, Weber St., 1966-67  
Rick Schribner, OT, Idaho State, 1975-76  
Jody Schung, OT, Idaho, 1992-93  
Doug Scott, DT, Boise State, 1978-79  
Kirk Scrafford, OG-OT, Montana, 1988-89  
Rey Sebestyen, DT-DE, Montana St., 2003-04  
Bobby Singh, OG, Portland State, 1997-98  
Karl Stein, DS, Montana, 1969-70  
Craig Steinmetzer, DL, E. Washington, 1993-94  
Tom Stephens, DE, Idaho, 1965-66  
Rayna Stewart, CB, Northern Arizona, 1994-95  
A.J. Storms, LB, Idaho State, 2009-10  
Derek Strey, LB, Eastern Washington, 1996-97  
Brent Swaggert, OT, Montana State, 2002-03  
Thatcher Szalay, OG, Montana, 1999-00  
Treamelle Taylor, WR-RET, Nevada, 1989-90  
Joey Thomas, CB, Montana State, 2001, 2003  
Steve Thorns, P, Sacramento State, 1997-98  
Pago Togafau, LB, Idaho State, 2005-06  
Tim Toone, WR, Weber State, 2008-09  
Rocky Tope, DT, Montana State, 1968, 70  
Tom Toner, DE, Idaho State, 1971-72  
Randy Trautman, DT, Boise State, 1980-81  
Steve Ulrich, OG-OC, Idaho, 1966-67  
Steve Unger, OC, Idaho, 1988-89  
Tuufuli Uperasa, OT, Montana, 1968-69  
Rick VanCleeve, DT, Montana State, 1977-78  
Mark Villano, C, Boise State, 1977-78  
Alan Ward, OT, Montana State, 1973-74  
Jeremy Watkins, WR, Montana, 1998-99  
Rodney Webster, RB, Boise State, 1981, 83  
Mark Weivoda, DT, Idaho State, 2002-03  
Herb White, OG-DE, Montana, 1967-68  
Lee White, RB, Weber State, 1966-67  
Corey Widmer, DT, Montana State, 1990-91  
Renard Williams, DT, Eastern Washington 2009-10  
Eric Yarber, WR, Idaho, 1984-85

# ANNUAL AWARD WINNERS



EWU's TAIWAN JONES



EWU's J.C. SHERRITT



MSU's DENARIUS MCGHEE

## OFFENSIVE MVP

- 2010 - Taiwan Jones, RB, Eastern Washington
- DeNarius McGhee, QB, Montana State
- 2009 - Matt Nichols, QB, Eastern Washington
- 2008 - Cameron Higgins, QB, Weber State
- 2007 - Matt Nichols, QB, Eastern Washington
- 2006 - Jason Murrietta, QB, Northern Arizona
- 2005 - Erik Meyer, QB, Eastern Washington
- 2004 - Erik Meyer, QB, Eastern Washington
- 2003 - Jason Murrietta, QB, Northern Arizona
- 2002 - Josh Blankenship, QB, Eastern Washington
- John Edwards, QB, Montana
- 2001 - Jesse Chatman, RB, Eastern Washington
- 2000 - Charles Roberts, RB, Sacramento State
- Charles Dunn, RB, Portland State
- 1999 - Charles Roberts, RB, Sacramento State
- 1998 - Brian Ah Yat, QB, Montana
- 1997 - Harry Leons, QB, Eastern Washington
- 1996 - Archie Amerson, RB, Northern Arizona
- Brian Ah Yat, QB, Montana
- 1995 - Dave Dickenson, QB, Montana
- 1994 - Dave Dickenson, QB, Montana
- 1993 - Dave Dickenson, QB, Montana
- 1992 - Doug Nussmeier, QB, Idaho
- 1991 - Jamie Martin, QB, Weber State
- 1990 - Jamie Martin, QB, Weber State
- Devon Pearce, RB, Idaho
- 1989 - John Friesz, QB, Idaho
- 1988 - John Friesz, QB, Idaho
- 1987 - John Friesz, QB, Idaho
- 1986 - Eric Beavers, QB, Nevada
- 1985 - Eric Yarber, WR, Idaho
- 1984 - Kelly Bradley, QB, Montana State
- 1983 - Ken Hobart, QB, Idaho
- 1982 - Ken Hobart, QB, Idaho
- 1981 - Mike Machurek, QB, Idaho State
- 1980 - Frank Hawkins, RB, Nevada
- 1979 - Joe Aliotti, QB, Boise State
- 1978 - Allan Clark, RB, Northern Arizona
- 1977 - Tom Jurich, PK, Northern Arizona
- 1976 - John Yarno, C, Idaho
- 1975 - John Smith, RB, Boise State
- 1974 - Jim McMillan, QB, Boise State

## DEFENSIVE MVP

- 2010 - J.C. Sherritt, LB, Eastern Washington
- 2009 - Dane Fletcher, DE, Montana State
- 2008 - Greg Peach, DE, Eastern Washington
- 2007 - Kroy Biermann, DE, Montana
- 2006 - Adam Hayward, LB, Portland State
- 2005 - Joey Cwik, LB, Eastern Washington
- Jeff Charleston, DE, Idaho State
- Matt Logue, LB, Sacramento State
- 2004 - Roger Cooper, LB, Montana State
- Brady Fosmark, DE, Weber State
- 2003 - Kane Ioane, SS, Montana State
- 2002 - Trey Young, FS, Montana
- 2001 - Vince Huntsberger, SS, Montana
- 2000 - Andy Petek, DE, Montana
- 1999 - Vince Huntsberger, SS, Montana

- 1998 - Scott Shields, SS, Weber State
- 1997 - Chris Scott, DT, Eastern Washington
- 1996 - Jason Crebo, LB, Montana
- 1995 - Ryan Phillips, DE, Idaho
- 1994 - Joe O'Brien, DE, Boise State
- 1993 - Jason Marsh, LB, E. Washington
- 1992 - Jeff Robinson, DE, Idaho
- 1991 - Jeff Robinson, DE, Idaho
- 1990 - Corey Widmer, DT, Montana State
- 1989 - Tim Hauck, DB, Montana
- 1988 - Tim Hauck, DB, Montana
- 1987 - Pete Kwiatkowski, DE, Boise State
- 1986 - Henry Rolling, DE, Nevada
- 1985 - Tom Hennessey, LB, Idaho
- 1984 - Mark Fellows, LB, Montana State
- 1983 - Tony Shaw, DB, Nevada
- 1982 - John Rade, LB, Boise State
- 1981 - Randy Trautman, DT, Boise State
- 1980 - Mike Humiston, LB, Weber State
- 1979 - Doug Scott, DT, Boise State
- 1978 - Bob Macauley, LB, Boise State
- Jerry Lumpkin, LB, N. Arizona
- 1977 - Chris Malmgren, DT, Boise State
- 1976 - Greg Anderson, DB, Montana
- 1975 - Rick Noel, LB, Idaho State
- 1974 - Ron Rosenberg, LB, Montana

## TOP NEWCOMER

- 2010 - DeNarius McGhee, QB, Montana St.
- 2009 - Zach Schrader, DB, Sacramento State
- 2008 - Deonte Williams, RB, Northern Arizona
- 2007 - Cameron Higgins, QB, Weber State
- 2006 - Alex Henderson, RB, Northern Arizona
- 2005 - Jeff Charleston, DE, Idaho State
- 2004 - Ryan Mole, RB, Sacramento State
- Rocky, Hanni, OG, E. Washington
- Rick Gatewood, WR, Montana State
- 2003 - Justin Green, RB, Montana
- 2002 - Josh Blankenship, QB, E. Washington
- Travis Lulay, QB, Montana State
- 2001 - Ryan Fuqua, RB, Portland State
- 2000 - Kane Ioane, S, Montana State
- 1999 - Drew Miller, QB, Montana
- 1998 - Marcus Brady, QB, CS Northridge
- 1997 - Charles Dunn, RB, Portland State
- 1996 - Aaron Flowers, QB, CS Northridge
- 1995 - Archie Amerson, RB, N. Arizona
- 1994 - K.C. Adams, RB, Boise State
- 1993 - Alfredo Anderson, RB, Idaho State
- 1992 - Beau Smith, LB, Northern Arizona
- 1991 - Bryan Reeves, WR, Nevada
- 1990 - Hendricks Johnson, WR, N. Arizona
- 1989 - Fred Gatlin, QB, Nevada
- 1988 - Lavon Worley, RB, N. Arizona
- 1987 - Fine Unga, RB, Weber State
- 1986 - Greg Wyatt, QB, Northern Arizona
- 1985 - Charvez Foger, RB, Nevada
- 1984 - Jon Francis, RB, Boise State
- 1983 - Mike Mendoza, QB, N. Arizona
- 1982 - Carl Keever, LB, Boise State

- 1981 - Gerald DesPres, QB, Boise State
- Milt Myers, QB, Weber State
- 1980 - Mike Machurek, QB, Idaho State
- 1979 - Joe Aliotti, QB, Boise State
- 1978 - Terry Ilder, RB, Idaho
- Case deBruijn, PK/P, Idaho State

## COACH OF THE YEAR

- 2010 - Rob Ash, Montana State
- 2009 - Bobby Hauck, Montana
- 2008 - Ron McBride, Weber State
- 2007 - Bobby Hauck, Montana
- 2006 - Bobby Hauck, Montana
- 2005 - Paul Wulff, Eastern Washington
- Mike Kramer, Montana State
- 2004 - Paul Wulff, Eastern Washington
- 2003 - Jerry Graybeal, Weber State
- 2002 - Joe Glenn, Montana
- Mike Kramer, Montana State
- 2001 - Joe Glenn, Montana
- Paul Wulff, Eastern Washington
- 2000 - Joe Glenn, Montana
- 1999 - Jerome Souers, N. Arizona
- 1998 - Ron Ponciano, CS Northridge
- 1997 - Mike Kramer, E. Washington
- 1996 - Mick Dennehy, Montana
- 1995 - Don Read, Montana
- 1994 - Pokey Allen, Boise State
- 1993 - Don Read, Montana
- 1992 - Dick Zornes, E. Washington
- 1991 - Chris Ault, Nevada
- 1990 - Chris Ault, Nevada
- 1989 - Don Read, Montana
- 1988 - Keith Gilbertson, Idaho
- 1987 - Mike Price, Weber State
- 1986 - Chris Ault, Nevada
- 1985 - Dennis Ericks on, Idaho
- 1984 - Dave Arnold, Montana State
- 1983 - Chris Ault, Nevada
- 1982 - Dennis Erickson, Idaho
- 1981 - Dave Kragthorpe, Idaho State
- 1980 - Jim Criner, Boise State
- 1979 - Sonny Lubick, Montana State
- 1978 - Joe Salem, Northern Arizona
- 1977 - Joe Salem, Northern Arizona
- 1976 - Sonny Holland, Montana State
- 1975 - Tony Knap, Boise State
- 1974 - Tony Knap, Boise State
- 1973 - Tony Knap, Boise State
- 1972 - Sonny Holland, Montana State
- 1971 - Tony Knap, Boise State
- 1970 - Jack Swarhout, Montana
- 1969 - Jack Swarhout, Montana
- 1968 - Tom Parac, Montana State
- 1967 - Jim Sweeney, Montana State
- 1966 - Jim Sweeney, Montana State
- 1965 - Sark Arslanian, Weber State
- 1964 - Jim Sweeney, Montana State
- 1963 - Babe Caccia, Idaho State

# ALL-ACADEMIC TEAM

## 1978 All-Academic Team

BOISE STATE: Bob Markovich, Sam Miller, Bill Roberds.  
IDAHO: Jay Goodenbour, Bob Laing, Phil Vance.  
IDAHO STATE: Jeff Fillmore, Neal Richardson.  
MONTANA: Ed Cerkovnik, Kent Clausen, Bill Dolan, Greg Dunn, Steve Fisher.  
MONTANA STATE: Jon Borchardt, Jeff Conley, Jeff Davis, Kevin Donovan, Rick Kelsic, Mike McLeod, Jim Mickelson.  
NORTHERN ARIZONA: Allan Clark, Ed Hightower, Ted Kawulok.  
WEBER STATE: Doug Battershill, Dennis Duncanson, Bob Leigh.

## 1979 All-Academic Team

BOISE STATE: Dennis Brady, Curt Chandler.  
IDAHO: Jay Goodenbour.  
IDAHO STATE: Marvin Lewis.  
MONTANA: Raul Allegre, Ed Cerkovnik, Kent Clausen, Bill Dolan, Greg Dunn, Mark Eickelmann, Bill Lane.  
MONTANA STATE: Mike Doerfler, Kevin Donovan, Mike McLeod, Scott Sax, Dave Semmelbeck.  
NEVADA: Tom Crowell.  
NORTHERN ARIZONA: Jim Anders, Ken Fraser, Gregg Gerken, Ron Mitchell, Don Mower.  
WEBER STATE: Dennis McMaster.

## 1980 All-Academic Team

BOISE STATE: Kipp Bedard, Mike Bradeson, Dennis Brady, Larry Lewis.  
IDAHO: Tom Coombs, Dave Frohnen.  
IDAHO STATE: Ken Bacon, Dirk Koetter, Marvin Lewis, George Ripley.  
MONTANA: Bart Andrus, Kent Clausen, Ron Sharkey.  
MONTANA STATE: Don Davis, Kevin Donovan, John Johnson, Pat McLeod, Scott Sax, Bill Walker.  
NORTHERN ARIZONA: John Enslow, Gregg Gerken, Ron Mitchell, Don Mower, Fred Smith.  
WEBER STATE: Bill Grilz, Dennis McMaster.

## 1981 All-Academic Team

BOISE STATE: Tom Barrieau, Kipp Bedard, Dennis Brady, Bob Skinner, Paul Unger.  
IDAHO: Boyce Bailey, Brian Bofto, Dave Frohnen.  
IDAHO STATE: Ken Bacon, Matt Courtney, Lem Galeai, Dirk Koetter.  
MONTANA: Jim Rooney, Brian Salonen, Ron Sharkey.  
MONTANA STATE: Mark Eibner, Scott Sax.  
NEVADA: Jimmy Clark, David Heppe, Greg Miller, John Vicari.  
NORTHERN ARIZONA: Dick Shumway.  
WEBER STATE: Danny Rich, Brian Schaeffer, Mike Stephens.

## 1982 All-Academic Team

BOISE STATE: Gerald DesPres, Tim Klana, Bob Skinner, Paul Unger.  
IDAHO: Boyce Bailey, Dave Frohnen, Dave Thorsen.  
IDAHO STATE: Ken Bacon, Scott Berger, Brent Koetter, Kerry Sjelin.  
MONTANA: Brad Dantic, Scott Gratton, Greg Iseman, Reed Madison, John Rooney, Brian Salonen.  
MONTANA STATE: John Blackman, Bruce Brockmann, Mike Carle, Mark Eibner, Bob King, Pat McLeod, Dirk Nelson, Zach Peters.  
NEVADA: David Heppe, Ken Mizell, Steve Ting.  
NORTHERN ARIZONA: Gene Andrews, Jeff Gonter, Kevin Magerum, Tee Ward.  
WEBER STATE: Tim Bernal, Bob Casper, Sam Roberson, Brian Schaeffer, Sam Slater, Greg Weigel, Scott Zellmer

## 1983 All-Academic Team

BOISE STATE: Paul Unger, Jim Voulelis.  
IDAHO: Boyce Bailey, David Thorsen.  
IDAHO STATE: Jeff Kaiser, Brent Koetter, Bill Rice, Blake Stamper, Rich Williamson.  
MONTANA: Brad Dantic, John Rooney, Brian Salonen, Tim Wynne.  
MONTANA STATE: Kelley Bradley, Robb Fellows, Dale Halgren, Dennis Iverson, Doug Kimball, Don Leake, Dirk Nelson, Zach Peters.  
NEVADA: Rick Harris, Greg Rea, Steve Ting, Dean Wallace.  
NORTHERN ARIZONA: Gene Andrews, James Bear, Steve Caparella, Jerry Davis, Harry Kaminski, Dan Moran, Steve Robertson, Kris Yonker.  
WEBER STATE: Jim Arslanian, Tim Bernal, Brian Schaeffer, Sam Slater.

## 1984 All-Academic Team

BOISE STATE: Andy Regimbal, Jim Voulelis.  
IDAHO: Kidrich Jackson, Paul Taggart, David Thorsen.  
IDAHO STATE: Jeff Bartlow, James Harrell, Jeff Kaiser, Brent Koetter, Ron Manu, Tim Messuri, Richard Williamson.  
MONTANA STATE: Greg Andal, Kelly Bradley, Mike Callaghan, Bob Culliton, Ron Hanson, Doug Kimball, Don Leake, Dirk Nelson, Zach Peters, Doug Richards, Jame Todd, Tom White.  
NEVADA: Bret Dales, Mark McVeigh.  
NORTHERN ARIZONA: Harry Kaminski, Jeff Randle, Kris Yonker.  
WEBER STATE: Dennis Ray.

## 1985 All-Academic Team

BOISE STATE: Andy Regimbal.  
IDAHO: Tom Hennessey, David Parker, Paul Taggart, Dave Thorsen, Darel Tracy.  
IDAHO STATE: James Harrell, Michael Hronek.  
MONTANA: Duane Baker.  
MONTANA STATE: Greg Andal, Mike Callaghan, Ron Hanson, Bob Kimball, Don Leake, Marc Paffhausen, Mark Page, Kelly Sherwin, DeWayne Smith, Jame Todd, Tom White.  
NEVADA: Eric Beavers, Brett Dales, Scott Lommori, Mark McVeigh.  
NORTHERN ARIZONA: John Earl, Harry Kaminski, Brad Little, Jeff Randle.  
WEBER STATE: Jerry Richardson, Mark Russell, Pete Sefakis.

## 1986 All-Academic Team

BOISE STATE: Keith Jarrett, Jeff Richter.  
IDAHO: Kedrich Jackson, Tom Hennessey, David Parker, Paul Taggart.  
IDAHO STATE: Hark Arsteln, Todd Jones, Rom Manu, Gino Mariani.  
MONTANA: Brian Gimler, John Huestis, Rob Kunka, Brent Pease, Brad Salonen, Kirk Scrafford, Patrick Sullivan.  
MONTANA STATE: Duane Baker, Rob Fulton, Ron Hansen, Derrick Isackson, Bob Kimball, Joel Lange, Anders Larsson, Don Leake, Marc Paffhausen, Kelly Sherwin, Jame Todd.  
NEVADA: Eric Beavers, Bret Dales, Donal Rose, Scott Lommori.  
NORTHERN ARIZONA: Joe Ayers, Todd Barnhart, Tony Cullen, John Earl, Greg Wyatt.  
WEBER STATE: Jack Reeve, Jerry Richardson, Hark Russell, Pete Sefakis, Paul Valenzuela.

## 1987 All-Academic Team

BOISE STATE: Mike Bills, Eric Croll, Scott Gropp, Kevin McClelland, Mark Williams.  
EASTERN WASHINGTON: Steve Cherokee, Jason Elliott, Paul Farrell, Tim Floyd, Darin Harvey, Scott Kenoyer, Jeff Mickel, Kevin O'Connor, Pat Ogden, Paul Roberts.

IDAHO: Brian Decicio, Kedrick Jackson.  
IDAHO STATE: Corky Federico, Joe Funk, Todd Jones, Randy Miskol, Shawn Nessen.  
MONTANA: Tim Hauck, John Huestis, Mike McGowan, Mike Rankin, Brad Salonen, Kirk Scrafford, Rick Sullivan, Scott Waak, Scott Zanon.  
MONTANA STATE: Brett Davis, Rob Fulton, Ron Hanson, Derrick Isackson, Bob Kimball, Bryan Krumweide, Anders Larsson, Joe Long, Nevin Odden, Marc Paffhausen, Kelly Sherwin.  
NEVADA: Patrick Egu, Scott Lommori, Donal Rose, Jim Zaccheo.  
NORTHERN ARIZONA: Chris Banisezewski, Scott Johnson, Salvador Nava, Greg Wyatt.  
WEBER STATE: Ken Beazer, Dave Critchlow, Rich Ericson, Jon Fuller, Angus MacInnes, Jeff Sorensen, Paul Valenzuela.

## 1988 All-Academic Team

BOISE STATE: Mike Bills, Mike Black, Eric Croll, Pat Gauthier, Dave Giacomazzo, Todd Gilkey, Rod Johnson, Tim Langhans, Bob McLaughlin, Tom Schimmer, Larry Stayner.  
EASTERN WASHINGTON: Steve Cherokee, Mark DeWulf, Jason Elliott, Aaron Hansen, Darin Harvey, Jeff Mickel, Pat Ogden, Alton Porter, Robert Puller, Kurt Schulz, Kevin Sheehy, Scott Stuart, David Wayman.  
IDAHO: Andy Beitia, Tim Johnson, Charlie Oliver, Mitch Swenson.  
IDAHO STATE: Joe Funk, Todd Jones, Pat Keating, Kevin Pettit, Jason Whitmer.  
MONTANA: Grady Bennett, Clay Clausen, Todd Gorman, Tim Hauck, John Huestis, Rob Kunka, Mike McGowan, Brad Salonen, Kirk Scrafford, Rick Sullivan.  
MONTANA STATE: Travis Annette, Shawn Bohannon, Anders Larsson, Derrick Isackson, Steve Perkins, Bob Kimball, Billy Templeton, Rob Hatch, Rob Fulton, John Tetrault, Ken Eiden, Bryan Krumwiede, Rob Pouliot, Kevin Elliott, Mark Woodcock.  
NEVADA: Todd Deeds, Patrick Egu, Chris Heffley, Brian Presson, Jim Zaccheo.  
NORTHERN ARIZONA: Chris Baniszewski, Michael Cooper, Daren Dugeon, Salvador Nava, Don Ott, Greg Wyatt.  
WEBER STATE: Ken Beazer, Keith Chambers, Dave Critchlow, Rich Ericson, Jeff Sorensen.

## 1989 All-Academic Team

BOISE STATE: Mike Bills, Mike Black, Rod Johnson, Dayayne Rainwater, Carl Ramos, Scott Russell, Isiah Spearman, Larry Stayner, David Tingstad.  
EASTERN WASHINGTON: John Balmer, Chris Busselman, Steve Cherokee, Mark DeWulf, Mike DeWulf, Brennan Earhart, Jason Elliott, Aaron Hansen, Darin Harvey, Pat Ogden, Alton Porter, Robert Puller, Kurt Schulz, Trevor Westlund.  
IDAHO: Charlie Oliver, Jeff Robinson, John Rust, Billy Sims.  
IDAHO STATE: Steve Boyenger, Joe Funk, Jason Gault, Todd Jones, Jason Whitmer.  
MONTANA: Grady Bennett, Scot Engler, Greg Ferguson, Britt Fred, Rick Gillie, Todd Gorman, Tim Hauck, Thad Huse, Nels Kludt, Scott McCoy, Mike McGowan, Kyle Mirich, Kirk Scrafford, Bryan Tripp, Craig Whitney.  
MONTANA STATE: Travis Annette, Richard Brady, Mike Burns, Rob Hatch, Derrick Isackson, Bryan Krumwiede, Joel Long, Scott McFarland, Marty Milton, Nevin Odden, Steve Perkins, Billy Templeton, Mark Woodcock.  
NEVADA: Mike Micone, Shahriar Poudanesh.  
NORTHERN ARIZONA: Chris Baniszewski, Salvador Nava, Greg Wyatt.  
WEBER STATE: Alan Bott, Keith Chambers, Tim Otton, Ryan Schmidt.

# ALL-ACADEMIC TEAM

## 1990 All-Academic Team

BOISE STATE: Carl Ramos, Isaiah Spearman, Larry Stayner, David Tingstad, Tim Hall, Mike Bills, Lee Duncan, Steve Gollick, Art Harris, Jan-Erik Peterson.

EASTERN WASHINGTON: John Balmer, Darin Harvey, Robert Puller, Brendan Rogers, Kurt Schulz, Peder Thorstenson, Trevor Westlund, Randy Baughn, Tony Brooks, Mike DeWulff, Brennan Earhart, Randall Ensley, Aaron Hansen, Casey McGourin, Tim Mitchell, Darin Radcliffe, Pat Sievers, Scott Stuart, Tim Trout, Tony Johnson, Jackie Kellogg.

IDAHO: Brian Cockrell, Doug Nussmeier, Billy Sims.  
IDAHO STATE: Steve Boyenger, Duffy Daugherty, Robert Ford, Joe Funk, Troy Koopman, Reed Payne, Troy Shippen.

MONTANA: Jason Barker, Tony Goulet, Grady Bennett, Bill Cockhill, Mark DeBourg, Sean Dorris, Greg Ferguson, Britt Fred, Rick Gille, Thad Huse, Nels Kludt, Scott McCoy, Mike McGowan, Kyle Mirich, Mike See, Bryan Tripp, Craig Whitney, Erik Hendrickson.

MONTANA STATE: Travis Annette, Rich Brady, Clint Bryan, Mike Burns, Rob Hatch, Bryan Krumwiede, Scott McFarland, Nevin Odden, Steve Perkins, Mike Pouliot, Wade Rademacher, Bill Templeton, Mark Woodcock.  
NEVADA: Kevin McKelvie, Roger Pelham, Tom Matter, Mike Micone.

NORTHERN ARIZONA: Lamont Shedrick, Tom Johnson, Salvadore Nava, Gerald Robinson, Darren Dugeon, Tony Conrad, Mark Gappa, Todd Evangelist.

WEBER STATE: Alan Bott, Brent Chuhaniuk, Jon Fuller, David Hall, Reid Leland, Timothy Otton, Kenneth Peck, Kenneth Rayner.

## 1991 All-Academic Team

BOISE STATE: Chadwick Byrd, Lonnie Doran, Lee Duncan, Jarett Hausske, Ted Matelich, Brian Matson, Isaiah Spearman, Larry Stayner, David Tingstad, Aaron Wiksten.

EASTERN WASHINGTON: Rob Aronow, John Balmer, Randy Baughn, Tony Books, Mike DeWulff, Randall Ensley, Jackie Kellogg, Tony Lenseigne, Casey McGourin, Dave Natall, Robert Puller, Kevin Sargent, Kurt Schulz, Craig Sides, Pat Sievers, Peder Thorstenson, Trevor Westlund.  
IDAHO: Doug Nussmeier, Billy Sims.

IDAHO STATE: Steve Boyenger, Scott Hershey, Jack Horton, Joe Jund, Joe Koga, Mitch Opanico, Reed Payne, Tom Sharp, Rob Vera.

MONTANA: Mark DeBourg, Greg Ferguson, Britt Fred, Thad Huse, Cleve Malmstrom, Kyle Mirich, Jay Tuner, Lance Allen, Bill Cockhill, Sean Dorris, Scott Gragg, Scott McCoy, Bert Wilberger, Nels Kludt.

MONTANA STATE: Travis Annette, Clint Bryan, Craig Cavey, Scott Eaton, Ken Eiden, Tim Hanson, Bucky Haynes, Brad Kimball, Steve Markovich, Marty Milton, Clint Morton, Scott Patchett, Mike Pouliot, Wade Rademacher, Josh Wanago, Mark Woodcock.

NEVADA: Mitch Baker, Tom Matter, Roger Pelham.

NORTHERN ARIZONA: Terry Belden, Charles Hrabowy, Erin Reeder, Jerry Avery, Brian Martinez, Sonny Stidham, Chris Parish, Scott Craig.

WEBER STATE: Guy Anderson, Miller Atagi, Jon Fuller, Neil Gray, Deric Gurley, David Hall, Steven Huff, Ried Leland, Wade Lindley, Timothy Otton, Shane Prosser, Kenneth Rayner, Obie Spanic, Dell Stilson.

## 1992 All-Academic Team

BOISE STATE: Travis Bass, Chadwick Byrd, Lonnie Dorn, Lee Duncan, Nate Gilliam, Jarett Hausske, Ted Matelich, Brian Matson, Matt McLaughlin, Jan-Erik Peterson, Matt Romberg, Bear Shipley, Dave Tingstad, Jim Walker, Aaron Wiksten.

EASTERN WASHINGTON: Jason Anderson, Rob Aronow, Mark Avena, Tony Brooks, Henry Hall, Jesse Hardt, Tim Hunsaker, Jackie Kellogg, Alex Lacson, Mo Owen, Timm Scott, Jason Scott, Craig Sides, Pat Sievers, Dan Thurston, Trevor Westlund.

IDAHO: Cory Duskin, Mike Hughes, Eric Johnson, Doug Nussmeier, Billy Sims.

IDAHO STATE: Shawn Behr, Aaron Gutridge, Travis Olson, Dave Rasmussen, Tom Sharp.

MONTANA: Lance Allen, Jason Barker, Bob Botkin, Bill Cockhill, Mark DeBourg, Sean Dorris, Todd Ericson, Britt Fred, Rich Gockley, Scott Gragg, Mike Kowalski, Brad Lebo, Chad Lembke, Jeff McElroy, Kurt Shepherd, Brent Swenson, Jay Turner, Matt Wells, Bret Wilberger.

MONTANA STATE: Scott Eaton, Pat Gulick, Tim Hanson, Jason Hicks, Brad Kimball, J.C. Murray, Wade Rademacher, Mark Sims.

NORTHERN ARIZONA: Terry Belden, Gary Bladow, Scott Craig, Mason Hess, Chris Parish, Erin Reeder, Beau Smith, Sonny Stidham, Scott Strini.

WEBER STATE: Miller Atagi, Stephen Filiaga, Neil Gray, Deric Gurley, Wade Lindley, Tim Otton, Ken Rayner, Patrik Schmidle, Dell Stilson.

## 1993 All-Academic Team

BOISE STATE: Chadwick Byrd, Brandon Ferguson, Nathan Gillam, Scott Gollick, Jarett Hausske, Danny Langsdorf, Jan-Erik Peterson, Matt Romberg.

EASTERN WASHINGTON: Jason Anderson, Rob Aronow, Aaron Barfield, Todd Bennett, Tony Brooks, Raphael Guillory, Jesse Hardt, Leon Hatch, Tim Hunsaker, Jackie Kellogg, Craig Sides, Timm Scott.

IDAHO: Travis Coffey, Michael Greene, Michael Hughes, Eric Johnson, Barry Mitchell, Doug Nussmeier.

IDAHO STATE: Shawn Behr, Kirk Clifford, Mark EchoHawk, Scott Hershey, Chad Kay, Randy Nate, Aaron Norby, John Pearce.

MONTANA: Mike Agee, Lance Allen, Mike Bouchee, Alan Carver, Bill Cockhill, Dave Dickenson, Todd Ericson, Rich Gockley, Sean Goicoechea, Scott Gragg, Mark Hampe, David Kempfert, Mike Kowalski, Blaine McElmurry, Jeff McElroy, Kurt Shepherd, David Sirmon, Brian Toone, Matt Wells, Bert Wilberger.

MONTANA STATE: Dallen Bjerkness, Rob Brandland, Clint Bryan, Shawn Galetti, Devlan Geddes, Pat Gulick, Tim Hanson, Jason Hicks, Shawn Kraft, Scott Matthews, Chad Mayer, J.C. Murray, Kerry Pribnow, Wade Rademacher, Corey Voggesser, Jason Westbrook.

NORTHERN ARIZONA: James Arellanes, Sean Battle, Terry Belden, Gary Bladow, Durant Fowler, Mason Hess, Christopher Muti, Timothy O'Leary, Benjamin Petrucci, Frank Romano, Beau Smith, Rayna Stewart, Scott Strini, Christopher West.

WEBER STATE: Miller Atagi, Stephen Filiaga, Tyler Gunderson, Deric Gurley, Steven Huff, Wade Lindley, Allen Orton, Brad Otton, Ken Rayner, Kyle Stephens, Dell Stilson, Anthony Valencia, Weston Weaver, Robert Westervelt.

## 1994 All-Academic Team

BOISE STATE: Steve Brushey, Chadwick Byrd, James Egbert, Nate Gillam, Jarett Hausske, Randy Matyoshock, Stefan Reid, Matt Romberg, Travis Thompson, Alex Toyos, Ryan Renz, Chris Wing.

EASTERN WASHINGTON: Jason Anderson, Rob Aronow, Aaron Barfield, Todd Bennett, Tim Bruegman, Jesse Hardt, Shih-Hsin Hsu, Jerrad Jeske, Erick Judd, Travis Lowery, Chris Scott, Timm Scott, Troy Turner.

IDAHO: Tony Uranga, Ryan Woolverton, Eric Johnson, Brian Brennan.

IDAHO STATE: Rick Brown, Eddy Christensen, Kirk Clifford, Chad Kay, Steve Krause, Eric Lenoci.

MONTANA: Jason Baker, Jamer Bartel, Mike Bouchee, Allan Carver, Dave Dickenson, Aubre Dickson, Greg Fitzgerald, Rich Gockley, Sean Goicoechea, Chase Greene, Dave Kempfert, Blaine McElmurry, Chris Morton, Ryan Palms, Randy Riley, Dave Sirmon, Brian Toone, Matt Wells, Bert Wilberger.

MONTANA STATE: Jeff Alexander, Matt Arias, Dallen

Bjerkness, Marcus Bragg, Rob Brandland, Anthony Ferguson, Devlan Geddes, Mark Grimmer, Ryan Grovom, Pat Gulick, Morgan Harris, Scott Harry, Mike Henneberg, Dan Hicks, Jason Hicks, Eric Hopkins, Brawn Lausen, Scott Matthews, Clint Morton, JC Murray, Brian Pepper, Neal Smith, Tyson Tucker, Jason Westbrook, Aaron Wilkins, Dawson Williams.

NORTHERN ARIZONA: David Couture, Mark Deniz, Mason Hess, Matt Johnson, Kevin Kolkman, Ben Petrucci, Rayna Stewart, Chris West.

WEBER STATE: Tyler Gunderson, Kris Jackson, Troy Miller, Allen Orton, Cam Quayle, Kyle Stephens, Dell Stilson, Rob Westervelt, Justin Blasko, Jason Jensen, Bryan Martin, Pat McNeerney, Joel Pelagio-Williams.

## 1995 All-Academic Team

BOISE STATE: Ted Butler, Tim Foley, James Gibson, Nate Gillam, Eron Hurlley, Ryan Ikebe, Ryan Renz, Alex Toyos.

EASTERN WASHINGTON: Brendan Biele, Tim Cruger, Roderick Givens, Jesse Hardt, Tim Hunsaker, Ed Harris, Jarrad Jeske, DaPrice Kelly, Jimmy Lake, Harry Leons, Travis Lowery, Mike McKenzie, Steve Mattson, Matt McKinstry, Jon Miller, Jeff Ogden, Tobin Phelps, Chris Scott, Brian Sherick, Derek Strey.

IDAHO: Brian Brennan, Travis Cofey, Eric Hisaw, Eric Johnson, Garner Moody, Jason O'Neil, Jeff Pankrantz, Ryan Woolverton, Richard Zenk.

IDAHO STATE: Gary Anderson, Joe Barnes, Jake Barry, Trevor Bell, Kirk Clifford, Chris Driscoll, Mark Echohawk, Sy Farris, Mark Fisher, Ray Felts, Josh Hays, Steve Krause, Eric Lenoci, Aaron Norby, Kevin Patton, Duane Riggs, Marcus Teal.

MONTANA: Jason Baker, Mike Bouchee, Josh Branen, Dave Dickenson, Justin Gaines, Sean Goicoechea, Chase Greene, Mark Hampe, Eric Hart, David Hoit, Dave Kempfert, Mike Kowalski, Andy Larson, Blaine McElmurry, Dallas Neil, Justin Olsen, Randy Riley, Dave Sirmon, Scott Spraggins, Larry Tofaneli, Brian Toone, Matt Wells.

MONTANA STATE: Jeff Alexander, Dallen Bjerkness, Rob Brandland, Brad Callan, Rob Compton, Matt Engelking, Devlan Geddes, Mark Grimmer, Pat Gulick, Scott Harry, Jason Hicks, Brawn Lausen, Scott Matthews, Chad Mayer, J.C. Murray, Will Napier, Brian Pepper, Walter Robinson, Eric Robb, Mark Rollins, Tim Ryan, Tyson Tucker, Jeff Tuss, Jason Westbrook, Aaron Wilkins, Monty Wilson.

NORTHERN ARIZONA: David Couture, Seth Darst, Eric Freund, Mason Hess, Matt Johnson, Kevin Kolkman, Rayna Stewart, Judson Wood.

WEBER STATE: Roger Cook, Brian Edmisten, Kelly Felkins, Tyler Gunderson, Kris Jackson, Bryan Martin, Troy Miller, Joel Pelagio-Williams, Cam Quayle, Scott Shields, Jim Slauch, Kyle Stephens, Bryan Veazie, Weston Weaver.

## 1996 All-Academic Team

CAL STATE NORTHRIDGE: Sean Anderson, Aaron Flowers, Benny Herron, Tim Hilton, Rob Pifferini.

EASTERN WASHINGTON: Mike Cappeletti, Roderick Givens, Jerrad Jeske, Scott Johnson, Harry Leons, Mike MacKenzie, Jake Marquess, Steve Mattson, Le Var McClary, Jeff Ogden, Chris Scott, Derek Strey.

IDAHO STATE: Gary Anderson, Joe Barnes, Trevor Bell, Troy Bell, Steve Burch, Kirk Clifford, Chris Driscoll, Anthony Elgaaen, Sy Farris, Mike Fullwood, Josh Hays, Robert McBride, Kevin Patton, Duane Riggs, Jason Smith, Andy Thuernagle.

MONTANA: Jason Baker, Mike Bouchee, Josh Branen, DJ Colter, Sean Goicoechea, Mark Hampe, David Hoit, Paul Jenkins, Dave Kempfert, Andy Larson, Blaine McElmurry, Dallas Neil, Justin Olsen, Randy Riley, Nate Sil, Dave Sirmon, Brian Toone, Matt Wells.

MONTANA STATE: Jeff Alexander, Rob Brandland, Brad Callan, Matt Engelking, Devlan Geddes, Kasey Harte, Josh Hausmann, Ed Hwang, Eric Kinnaman, Noel Kulbeck, Brent Ludwig, Kevin Lundstrom, Scott Matthews, Chad Mayer, Will Napier, Eric Robb, Neal Smith, Dylan Tripp,

# ALL-ACADEMIC TEAM

Tyson Tucker, Jeff Tuss, Aaron Wilkins, Travis Wright.  
NORTHERN ARIZONA: Jacob Crissup, Seth Darst, Joshua Housman, Mark Jagodzinski, Matt Johnson, Cedric Jones, Kevin Kolkman, Michael Lemos, Tyler McDonnell, Nick Petrucci, Judson Wood.  
PORTLAND STATE: Alano Ciloberto, Terrance Frederick, Oleg Lytchanyi, Bryan Pfeifer.  
SACRAMENTO STATE: Jeff Schultz.  
WEBER STATE: Roger Cook, Michael DeGroot, Brian Edmisten, Kelly Felkins, Tomas Goode, Kris Jackson, Chris Knight, Lance Mimnaugh, Cam Quayle, Scott Shields, Kyle Stephens, Bryan Veazie, Brian Weaver, Weston Weaver.

## 1997 All-Academic Team

CAL STATE NORTHRIDGE: Ethan Beck, Jake Brinton, Brian Hubinger, Ryan Schatz.  
EASTERN WASHINGTON: Jeff Allen, Lance Ballew, Jerred Jeske, Scott Johnson, Mike MacKenzie, Steve Mattson, Jeff Ogden, Kevin Peterson, Jeremy Rogers, Chris Scott, Derek Strey.  
IDAHO STATE: Gary Anderson, Joe Barnes, Pete Beecher, Trevor Bell, Chris Driscoll, Michael Gary, Travis Hansen, Kevin Paugh.  
MONTANA: Josh Branan, Jason Miller, Justin Olsen, Nate Sil, Matt Thompson, Leif Thorsen, Trevor Utter, Howard Wakkinen.  
MONTANA STATE: Joe Baker, Brad Callan, Frank Green, Arie Grey, Geoff Groshelle, Kasey Harte, Noel Kulbeck, Marc Lubick, Tyson Tucker, Travis Wright.  
NORTHERN ARIZONA: Travis Brown, David Couture, Jake Crissup, Seth Darst, James Martin, Tyler McDonnell, Lance Moore, Jacob Peterson, Gibbons St. Paul.  
PORTLAND STATE: Jimmy Blanchard, Chris Cain, Jackie Connors, Randy Lund, Kurt Strauss.  
SACRAMENTO STATE: Leukamian Davis, John Hefferman, Dustin Smith, Fred Washington.  
WEBER STATE: Adam Casto, Michael DeGroot, Brian Edmisten, Philip Hazel, Tomas Goode, Kris Jackson, Ryan Prince, Cam Quayle, Scott Shields, Chris Wallace, Weston Weaver.

## 1998 All-Academic Team

CAL STATE NORTHRIDGE: Tim Shoffeitt.  
EASTERN WASHINGTON: Jeff Allen, Aaron Best, Lance Ballew, Mike Cappelletti, Tim Gutmann, Scott Johnson, Mike MacKenzie, Ole Olesen, Chris Polinder, Nick Reynolds, Steve Schwark, James Venters.  
IDAHO STATE: Pete Beecher, Craig Boyles, Jeff Davenport, Chris Driscoll, Travis Hansen, Rafe Hewett, Craig Joseph, Kailli McCray, Brandon Reed, Nick Whitworth.  
MONTANA: David Colter, Justin Gaines, Vincent Huntsberger, Paul Jenkins, Jason Miller, Dallas Neil, Justin Olsen, Matthew Thompson, Leif Thorsen, Matt Thuesen.  
MONTANA STATE: Jake Boyer, Rob Compson, Frank Green, Kasey Harte, Noel Kulbeck, Marc Lubick, Nick Morasko, Josh Rollins, Damien Stephens, Nic Tognetti, Gerald Vekved, Travis Wriht.  
NORTHERN ARIZONA: Jake Crissup, Eric Damko, Thomas Dolan, Stevan Fontana, Malachi Keddington, Lance Moore.  
PORTLAND STATE: Jimmy Blanchard, Chris Cain, Bobby Singh.  
WEBER STATE: Joel Barrow, Adam Casto, Brian Edmisten, Philip Hazel, Kris Jackson, Calvin Mead, Jason Miller, Mike Minnoch, Scott Shields, Chris Wallace, Ryan Webber, Ryan Wight, Carl Wright.

## 1999 All-Academic Team

CAL STATE NORTHRIDGE: Joseph Bergman, Joseph Roberson.  
EASTERN WASHINGTON: Lance Ballew, Greg Belzer, Aaron Best, Luke Fritz, Tim Gutmann, Scott Johnson, Rich Naccarato, Ole Olesen, Chris Polinder, Asim Poston, Kurt Sigler, Wayne Timmons, Alvin Tolliver, Julian Williams, Joe

Zelinski.  
IDAHO STATE: Troy Bell, Craig Broyles, Larry McCray, Matt Nighswonger, Brandon Reed, Mark Young.  
MONTANA: D.J. Colter, Vince Huntsberger, Jason Miller, Dallas Neil, T.J. Oelkers, Cory Short, Matt Thompson, Leif Thorsen, Matt Thuesen, Nick Walker.  
MONTANA STATE: Eric Axlund, Jake Boyer, Brandon Brooks, Frank Green, Kasey Harte, Josh Hausmann, Ryan Johnson, Eric Kinnaman, Noel Kulbeck, Mark Lubick, Brent Ludwig, Josh Rollins, Nic Tognetti, Mike Woodberry.  
NORTHERN ARIZONA: Bryant Berge, Jacob Crissup, Eric Damko, Stevan Fontana, Josh Wells.  
PORTLAND STATE: Jimmy Blanchard, Chris Cain, Steve Jakubowski, Kieshawn Lewis, James Monegan, Juston Wood.  
SACRAMENTO STATE: Dan Phelps, Ricky Ray, Jason Rowell, Carlos Williams, Tommy Williams.  
WEBER STATE: Jimmy Atkins, Joel Barrow, Myles Cooper, Wes Davis, Ben Hale, Eric Lohnes, Cal Mead, Jason Miller, Luke Rasmussen.

## 2000 All-Academic Team

CAL STATE NORTHRIDGE: Thomas Belt, Erik Gardner, Isaac Gardner, Henry Herr, Andrew Holt, Ben Holt, Jamar Ikpi, Matt Majors, Joseph Roberson.  
EASTERN WASHINGTON: Lance Ballew, Greg Belzer, Travis Calloway, Peter Coombe, Kyle Delorme, Luke Fritz, Keith Garner, Anthony Griffin, Ryan Harms, Ole Olesen, Nick Omatsu, Chris Poliner, Kyler Randall, Fred Salanoa, David Sherrod, Wes Shults.  
IDAHO STATE: Adam Christian, Darren Dubois, Josh Del Prado, DeRonn Finley, Larry McCray, Matt Nighswonger, Ben Simpson, David Steel, Bart Teuschler, Brandon Tuia.  
MONTANA: John Fitzgerald, Vince Huntsberger, Dylan McFarland, Jason Miller, Ciche Pitcher, Joel Robeinson, Thatcher Szalay, Leif Thorsen, Matt Thuesen, Howard Wakkinen, Brad Weson.  
MONTANA STATE: Eric Axlund, Frank Green, Kane Ioane, Ryan Johnson, A.J. Stoenburner, Nic Tognetti, Mike Woodberry, Vernon Williams.  
NORTHERN ARIZONA: Erik Damko, Brent Daniels, Steve Gomez, Mark Gould, Brian Lonestar Bingham, Dustin Peace, Ryan Thornton, Patick Walsh.  
PORTLAND STATE: Jimmy Blanchard, Chris Cain, Dan Fenton, Rashad Floyd, Steve Jakubowski, Kieshawn Lewis, Kris Wigger, Juston Wood.  
SACRAMENTO STATE: Brad Candidi, Derek Miller, Dan Phelps, Ricky Ray, Jimmy Sanchez, Bilal Watkins, Tommy Williams.  
WEBER STATE: Chris Amidan, Shane Barkdull, Joel Barrow, Scott Dillard, Michael Hale, Eric Lohnes, Matt McFadden, Jason Miller, Luke Rasmussen, Matt Rickards, Colton Swan.

## 2001 All-Academic Team

EASTERN WASHINGTON: Peter Coombe, Isaac Cunningham, Kyle Delorme, Jeremy Engle, Keith Garner, Anthony Griffin, Jason Koster, Zach Norling, David O'Hara, Chris Polinder, Asim Poston, Kyler Randall, Nick Reynolds, Michael Roos, Fred Salanoa, David Sherrod, Bryan Shireman, Wes Shults, Paul Terrell, James Venters.  
IDAHO STATE: Troy Bell, Brett Fowler, Judd Gold, Sean Judd, Donell McNeal, Mike Rose, Bart Teuschler, Jerry Troyer.  
MONTANA: John Fitzgerald, Tate Hancock, Jefferson Heidelberg, Vince Huntsberger, Dylan McFarland, Brandon Neill, Colt Palmer, Ciche Pitcher, Joel Robinson, Thatcher Szalay.  
MONTANA STATE: Pat Carahasen, EJ Cochran, Kyle Ecker, Brandon Eggart, Ryan Johnson, Jon Montoya, Nick Morasko, Nic Tognetti, Blake Wolf, Mike Woodberry.  
NORTHERN ARIZONA: Eric Damko, Brent Daniels, Paul Ernster, Patrick Finkbone, Steve Gomez, Mark Gould, Ian Gunderman, Malachi Keddington, Dustin Peace, Patrick Walsh, Nicholas Yerton.

PORTLAND STATE: Juston Wood.  
SACRAMENTO STATE: Jeremy Callaway, Brad Candido, Micah Kraintz, Kelly Micco, Dan Phelps, Jason Rowell, Timothy Sowards, Reza Williams.  
WEBER STATE: Kite Afeaki, Nick Chournos, Scott Dillard, Dayne Faerber, Tyler Gladwell, Michael Hale, Mark Larsen, Danny Liptrot, Matt McFadden, Ryan Nath, Colton Swan.

## 2002 All-Academic Team

EASTERN WASHINGTON: Josh Blankenship, Tim Calhoun, Peter Coombe, Joey Cwik, Jeremy Engle, Keith Garner, Jesse Hendrix, Eric Kimble, Nate McFarlane, Randy Meade, Erik Meyer, Jesse Nicassio, Zach Norling, Joe Pierce, Kyler Randall, Michael Roos, Richmond Sanders, Kurt Sigler, Paul Terrell, Isaiah Trufant, Chasen Walker.  
IDAHO STATE: Troy Bell, Bart Brooks, Jeff Davenport, Niko Rose.  
MONTANA: Tate Hancock, Jefferson Heidelberg, Andrew Koyama, Shane MacIntyre, Dylan McFarland, Connor Molloy, Brandon Neill, Dane Oliver, Brad Rhoades, Joel Robinson, Tyler Thomas.  
MONTANA STATE: EJ Cochran, Clayton Curley, Brandon Eggart, Ryan Elliott, Kane Ioane, Ryan Johnson, Travis Lulay, Jon Montoya, Blake Wolf.  
NORTHERN ARIZONA: Brent Daniels, Paul Ernster, Steve Gomez, Mark Gould, Mike Sands, Nels Van Peurse, Jason Webb, Clint Womack.  
PORTLAND STATE: Joey King, Gregg Owens, Nick Swanegan, Juston Wood.  
SACRAMENTO STATE: Kelly Micco, Jason Rowell.  
WEBER STATE: Nick Chournos, Scott Dillard, Austin Drecksell, Dayne Faerber, Mike Hale, Eric Jones, Danny Liptrot, Chris McConnell, Matt McFadden, Parker Morrill, Josh Rebolz, Matt Rickards, Colton Swan.

2003 All-Academic Team  
EASTERN WASHINGTON: Skyler Allen, Joey Cwik, Nick Denbeigh, David Eneberg, Keith Garner, Jesse Hendrix, Nate McFarlane, Kyler Randall, Richmond Sanders, Chase Schmidt, Kurt Sigler, Lars Slind, Paul Terrell, Isaiah Trufant, Chasen Walker, Mike Wolfe.  
IDAHO STATE: Jeff Davenport, Brandon Mennear.  
MONTANA: Dustin Dlouhy, Turill Engelman, Tate Hancock, Jefferson Heidelberg, Matt Lebsock, Shane McIntyre, Dylan McFarland, Connor Molloy, Seamus Molloy, Craig Ochs, Dane Oliver, Brad Rhoades, Joel Robinson, Tyler Thomas.  
MONTANA STATE: Brent Birkeland, EJ Cochran, Clayton Curley, Brandon Eggart, Ryan Elliott, Ryan Force, Kane Ioane, Travis Lulay, Jon Montoya, Scott Turnquist, Blake Wolf, Zach Wolf.  
NORTHERN ARIZONA: Brian Buzzard, Brent Daniels, Paul Ernster, Patrick Finkbone, Mark Gould, Vince Henman, Randy Kirschman, Matt Raivio, Jake Sanders, Pat Walsh, Jason Webb, Jeff Wheeler.  
PORTLAND STATE: Jordan Allen, Matthis Gehring, Joey King, Mike Stachowiak, Antjuan Tolbert.  
SACRAMENTO STATE: Chris Frank, Mitch Lively, Park McAllister, Kelly Micco, Shawn Smith.

## 2004 All-Academic Team

EASTERN WASHINGTON: Skyler Allen, Matt Alfred, Chris Carlsen, Joey Cwik, Nick Denbeigh, Ryan Donckers, David Eneberg, Jesse Hendrix, Toke Kefu, Kyle Long, Tom McAndrews, Nate McFarlane, Randy Meade, Chris Peerboom, Lars Slind, Greg Smith, Paul Terrell, Isaiah Trufant, Zach Wasielewski.  
IDAHO STATE: Jeff Davenport, Brandon Mennear, Jon Winn.  
MONTANA: Dustin Dlouhy, Jason Frink, Jefferson Heidelberg, Tyler Joyce, Matt Lebsock, Jeff Marshall,

# ALL-ACADEMIC TEAM

Shane MacIntyre, Mike Murphy, Craig Ochs, Brad Rhoades, Kyle Ryan, Kelly Kain, Tate Hancock, Torrey Thomas, Loren Utterback.

MONTANA STATE: Elliott Barnhart, Bret Birkeland, E.J. Cochrane, Clayton Curley, Brandon Eggart, Ryan Force, Travis Lulay, Matt McCullough, Ty McDonald, Mike McGuinness, Blake Wolf, Zach Wolf.

NORTHERN ARIZONA: Paul Ernster, Justin Grimm, Vince Henman, Tautua Howell-Reed, Randy Kirschman, Greg Laybourn, Jeff Singleton II, Sean Sovacool, Jason Webb.

PORTLAND STATE: Michael Dorsey, Kyle Faulk, Joey King, Kenneth Mackins, Matthew Nelson, Jordan Senn, Cole Smith, Sawyer Smith.

SACRAMENTO STATE: Ryan Coogler, Jody Cooper, Traison Lewis, Nick Miller, Brandon Smith, Heath Villarreal.

WEBER STATE: Adrian Conway, Nick Chournos, Adrian Conway, Brady Fosmark, John Gaylor, Baron Harrell, DeMario Harris, Nathan Hunt, Eric Jones, Mike Mathis, Chris McConnell, Andy McFadden, Brad Stewart.

## 2005 All-Academic Team

EASTERN WASHINGTON: Matt Alfred, Tim Calhoun, Chris Carlsen, Joey Cwik, Nick Denbeigh, Ryan Donckers, Shea Emry, David Eneberg, Jesse Hendrix, Tye Kefu, Mark Lathim, Tom McAndrews, Rande Meade, Greg Peach, Kraig Sigler, Lars Slind, Bryan Smith, Isaiah Trufant, Marcus Walker.

IDAHO STATE: Turill Engelman, Spencer Franz, Brandon Mennear, Sterling Mennear, Luke Sniewski, Jon Winn.

MONTANA: Cole Bergquist, Dustin Dlouhy, Tyler Joyce, Matt Lebsock, Shane MacIntyre, Jeff Marshall, Tom Martin, Eric Michel, Chris Polhemus, Brad Rhoades, Kyle Ryan, Torrey Thomas, Tyler Thomas.

MONTANA STATE: Elliott Barnhart, Brant Birkeland, Clayton Curley, Ryan Force, Chase Gazzerro, Brett Irigoien, Travis Lulay, Nick Marudas, Ty McDonald, Chris Smith, James Verlanic.

NORTHERN ARIZONA: Blair Boynton, Shaun Fitzpatrick, Justin Grimm, Austin Martin, Jeff Singleton, D.J. Wade, Jason Webb.

PORTLAND STATE: James Abdullah, Michael Dorsey, Kyle Faulk, Brandon Jones, Joey King, Matt Nelson, Jordan Senn, Cole Smith, Sawyer Smith.

SACRAMENTO STATE: Tim Bessolo, Brent Bugarin, Walter Brock, Ryan Coogler, Juan Gamboa, Kiel McDonald, Nick Miller, Ray Navar, Dustin Nicolodi, Brandon Smith.

WEBER STATE: Adrian Conway, Baron Harrell, Eric Jones, Andy McFadden, Tim Odland, Ian Pizarro, Brad Stewart.

## 2006 All-Academic Team

EASTERN WASHINGTON: Matt Alfred, Tim Calhoun, Chris Carlsen, Nick Denbeigh, Ryan Donckers, Graham Dorland, David Eneberg, Ryan Forney, Kevin Hatch, Brett Igbinoba, Josh Jacobson, Toke Kefu, Jacob Kragt, Mark Lathim, Tom McAndrews, Bryan Smith, Chris Thomas, Marcus Walker, Zach Wasielewski, Kyle Wilkins.

IDAHO STATE: Micha Cloward, Turill Engelman, Anthony Henderson, Joel Janke, Brandon Mennear, Sterling Mennear, Renell Robinson, Erik Stoll, Jon Winn.

MONTANA: Dan Beaudin, Cole Bergquist, Dan Carter, Dustin Dlouhy, Brandon Fisher, Tyler Joyce, Kelly Kain, Matt Lebsock, Shawn Lebsock, Marc Mariani, Jeff Marshall, Tom Martin, Eric Michel, Mike Murphy, Jace Palmer, Steven Pfahler, Torrey Thomas, Loren Utterback.

MONTANA STATE: James Verlanic, Elliott Barnhart, Sean Nill, Jeff Hansen, Brant Birkeland, Ryan Force, Tyler Lulay, Joe Schreiber, Jack Rolovich, Chris Smith.

NORTHERN ARIZONA: Nathan Detric, Shaun Fitzpatrick, Quinton Larson, Joseph Lyman, Austin Martin, Jason Murrietta, Micah Van Hilson.

NORTHERN COLORADO: Aaron Henderson, Matt Thomas, David Dyches, Jake Gable, T.J. Swanson.

PORTLAND STATE: Michael Dorsey, Adam Hayward, Matt Nelson, Benjamin Schenk, Jordan Senn, Cole Smith, Sawyer Smith.

SACRAMENTO STATE: Juan Gamboa, Bill Sherman, Geoff Warner.

WEBER STATE: Brett Dille, Beau Hadley, Brat Leggat, Matt Loewen, Andy McFadden, Sam North, Sean O'Connell, Austin Raught, Mike Snoy, Brad Stewart, John Stewart, Shawn Woods.

## 2007 All-Academic Team

EASTERN WASHINGTON: Alexis Alexander, Matt Alfred, Chris Carlsen, Tony Davis, Shane Eller, Ira Jarmon, Jacob Kragt, Mark Lathim, Brice Leahy, Lorenzo Lomack, Matt Martin, Tom McAndrews, John Rice, J.C. Sherritt, Alex Smart, Bryan Smith, Chris Thomas, Marcus Walker, Zach Wasielewski.

IDAHO STATE: Sterling Mennear, Micah Cloward, Joel Janke, Tyler Hjelseth, JD Ponciano, Brad Rife, Brett Bankus, Will Yoder, Demetrius Amos.

MONTANA: Dan Beaudin, Carson Bender, Cole Bergquist, Dan Carter, Brandon Fisher, Tyler Joyce, Kelly Kain, Kevin Klaboe, Tom McAndrews, John Rice, J.C. Sherritt, Alex Smart, Bryan Smith, Chris Thomas, Marcus Walker, Zach Wasielewski.

MONTANA STATE: Elliott Barnhart, Ryan Cerise, Will Claggett, Eric Fisher, Jeff Hansen, Brett Irgoien, Tyler Lulay, Ty McDonald, Jeff Price, Michael Rider, Jack Rolovich, Joe Schreiber, Michael Sweeney, Jim Verlanic.

NORTHERN ARIZONA: Blair Boynton, Nathan Detric, Robbie Dehaze, Shaun Fitzpatrick, Drew Hoffman, Joseph Lyman, Scott McKeever, Richard Middleton, Bobby Walsh.

NORTHERN COLORADO: Zachary Bigelow, Jake Gable, Amal Gumbs, Maxwell Hewitt, Ryan Kemp, Timothy McGrw, Andrew Muns, Cristian Sarmento, Michael Vlahogorge, Michael York.

PORTLAND STATE: Michael Dorsey, Sam Gordon, Drew Hubel, Matt Nelson, Ryan Pederson, Rory Richards, Jordan Senn, Cole Smith.

SACRAMENTO STATE: Tim Bessolo, Peter Buck, Ryan Coogler, Juan Gamboa, Brett Shelton, Geoff Warner.

WEBER STATE: Adrian Conway, Brett Dille, Beau Hadley, Pate Moleni, Cody Nakamura, Eric Sobolewski, Ty Sparrow, Brad Stewart, Clayton Swan, Tim Toone, Sione Tutuilla.

## 2008 All-Academic Team

EASTERN WASHINGTON: Greg Peach, Aaron Boyce, Brynson Brown, Alexis Alexander, Felipe Macias, Lance Witherspoon, Jason Belford, Fritz Brayton.

IDAHO STATE: Kenyon Blue, Eddie Thompson, Ryan Phipps, D.J. Clark

MONTANA: Colin Dow, Marc Mariani, Colt Anderson, Levi Horn, Brent Russum, J.D. Quinn, Cole Bergquist, Chase Reynolds, Craig Mettler, Shann Schillinger, Tom Martin.

MONTANA STATE: Lou Saucedo, Demetrius Crawford, Kevin Retoriano, Jeff Hansen, Jason Cunningham, Dane Fletcher, Bobby Daly.

NORTHERN ARIZONA: Robbie Dehaze, Steve Nwogbe, KJ Gerard, Cody Dowd, Adam Wright.

NORTHERN COLORADO: Ryan Chesla, Cristian Sarmento.

PORTLAND STATE: Andy Schantz, Deshawn Shead.

SACRAMENTO STATE: Tony Washington, Mike Brannon, Cyrus Multalo.

WEBER STATE: Tim Toone, Paul Carpenter, Lawaia Naihe, Kyle Mutcher, Cameron Higgins, Trevyn Smith, Marcus Mailie, Bryce Scanlon, Kevin Linehan, J.D. Folsom, Josh Morris, Beau Hadley, JC Oram, Cody Nakamura.

## 2009 All-Academic Team

EASTERN WASHINGTON: Jerry Ceja, Tony Davis, Paul Ena, Ryan Forney, Robert Gentry, Russ Haehl, Kevin Hatch, Brett Igbinoba, Josh Jacobson, Mike Jarrett, Brandon Kaufman, Jacob Kragt, Billy Lechtenberg, Matt Martin, Kevin Miller, Jeff Minnerly, Will Post, J.C. Sherritt, Chris Thomas, Grant Williams

IDAHO STATE: Clint Brock, Nic Edgson, Jarret Huk, Ryan Henry, Ethan Monroe, Chad O'Donnell, JD Ponciano,

Mitch Rudder., Sean Rutten, Brad Shedd, Dustin Tew, Jon Van Vliet, Bryant Ward,

MONTANA: Bobby Alt, Dan Beaudin, Brock Coyle, Mike Cummings, Brandon Fisher, Sam Gratto, Josh Harris, Shawn Lebsock, Marc Mariani, Caleb McSurdy, Austin Mullins, Peter Nguyen, Andrew Selle, Alex Shaw, Erik Stoll, Jordan Tripp, Alex Verlanic, Bryan Waldhauser

MONTANA STATE: Kyle Begger, Conrad Burbank, Ryan Cerise, Jordan Craney, Eric Fisher, Rick Haluszka, Jeff Hansen, Mark Iddins, Dustin O'Connell, Jeff Price, Mike Rider, Caleb Schreiber, Joe Schreiber  
NORTHERN ARIZONA: Ben Bachelier, Michael Czyn, Shaun Fitzpatrick, Michael Herrick, Taylor Julio, Dan Pela, Nick Ragland-Johnsen, Aaron Schoenecker, Reid Worthington.

NORTHERN COLORADO: Nicholas Hemon, Maxwell Hewitt, Ryan Lutz, Timothy McGraw, Mason Puckett, Thomas Stuenkel, Michael Van Portfliet, Michael York

PORTLAND STATE: Keitrell Anderson, Dominic David, Drew Hubel, Siasau Matagiese, Bobby McClintock, Evans Okotcha, Ryan Pedersen, Rory Richards, Joel Sisler  
SACRAMENTO STATE: McLeod Bethel-Thompson, Peter Buck, Jake Croxdale, Reese Heaslet, Clint Lessard, Sam McCowan, Salesi Maumau, Maika Maumau, Jay Reddic, Geoff Warner

WEBER STATE: Bo Bolen; Jordan Brown, Derek Cosper, Brett Dille, Maiah Fa'atoafa, Sam Fenn, Beau Hadley, Mike Hoke, Brian Jankowski, Blake Keller, T.J. Moser, Mike Snoy, Val Tafuna

## 2010 All-Academic Team

EASTERN WASHINGTON: J.C. Agen, Mario Brown, Paul Ena, Steven Forgette, Artise Gauldin, Bobby Gentry, Rusty Haehl, Mike Jarrett, Brandon Kaufman, Brice Leahy, Bo Levi Mitchell, Matt Martin, Kevin Miller, Jeff Minnerly, Will Post, Ryan Seto, J.C. Sherritt, Grant Williams.

IDAHO STATE: Luke Austin, Clint Brock, Brendon Garcia, David Harrington, Russel Hill, Ethan Monroe, Mitch Rudder, Sean Rutten, Brad Shedd, Dustin Tew, Justin Vaeena, John Van Vliet, Bryant Ward

MONTANA: Bobby Alt, Ryan Fetherston, Sam Gratto, Jordan Johnson, Danny Kistler, Caleb McSurdy, Peter Nguyen, Alex Shaw, Erik Stoll, Jordan Tripp, Bo Tully, Alex Verlanic, Bryan Waldhauser

MONTANA STATE: Kyle Begger, Tanner Bleskin, Jordan Craney, Aleksei Grosulak, Rick Haluszka, Cody Kirk, DeNarius McGhee, Dustin O'Connell, Rory Perez, Michael Rider, Tanner Ripley, Caleb Schreiber, Kriz Siewing

NORTHERN ARIZONA: Ben Bachelier, Michael Battisti, Zach Bauman, Michael Czyn, Drew Emanuel, Alex Mott, Dan Pela, Mana Purdy, Nick Ragland-Johnsen, Reid Worthington, Max Zemezozak

NORTHERN COLORADO: Nicholas Candler, Nicholas Hemon, Maxwell Hewitt, Matthew McDonnell, Timothy McGraw, Mason Puckett, Michael Van Portfliet

PORTLAND STATE: Willie Griffin, Mitch Gaulke, Nick Green, Cameron Hein, Tygue Howland, Adam Kleffner DeShawn Shead, Nathan Snow, Kevin Takeno

SACRAMENTO STATE: Peter Buck, Matt Carter, Jake Croxdale, Todd Davis, Reese Heaslet, Augie Heath, Maika Maumau, Brian McKeon, Stephen Tezanos-Pinto, Corey Vanderbeek, Markell Williams

WEBER STATE: Bo Bolen, Gabe Bowers, Jordan Clemente, Zac Eldridge, Tony Epperson, Sam Fenn, Joel Hancock, Brian Jankowski, Shaydon Kehano, Blake Keller, Kela Marciel, Matt Miller, Danny Mullarkey, Willie Okwuonu, Trevor Pletcher, Austin Raught, Vaingamalie Tafuna, C.J. Tuckett, Marvin Walker

# INDIVIDUAL RECORDS

## RUSHING

### **Carries**

Game: 58, Paul Schafer, Montana State vs. Montana, 1968  
Season: 386, Charles Roberts, Sacramento State, 1998  
Career: 1,124, Charles Roberts, Sacramento State, 1997-2000

### **Net Rushing Yards**

Game: 409, Charles Roberts, Sacramento State vs. Idaho State, 1999  
Season: 2,260, Charles Roberts, Sacramento State, 1998  
Career: 6,553, Charles Roberts, Sacramento State, 1997-00

### **Average Per Rush**

Game: 26.0 (5 rushes, 130 yards), Alfredo Anderson, Idaho State vs. Chadron State, 1993  
Season: 8.4 (58 rushes, 488 yards), Tim Lappano, Idaho, 1975  
Career: 7.2 (383 rushes, 2,955 yards), Taiwan Jones, EWU, 2008-10

### **Rushing Touchdowns**

Game: 7, Archie Amerson, Northern Arizona vs. Weber State, 1996  
Season: 25, Archie Amerson, NAU, 1996  
Career: 57, Charles Roberts, Sac St., 1997-00

### **Rushing Average Per Game**

Season: 205.5 (11 games, 2,260 yards), Charles Roberts, Sac State, 1998  
Career: 159.8 (41 games, 6,553 yards), Charles Roberts, Sac State, 1997-00

## PASSING

### **Completions**

Game: 47, Jamie Martin, Weber St. vs. Idaho State, 1991; Micahel Herrick, Northern Arizona vs. Eastern Washington, 2009.  
Season: 311, John Friesz, Idaho, 1987  
Career: 996, Matt Nichols, Eastern Washington, 2006-09

### **Attempts**

Game: 74, Paul Peterson, Idaho State vs. Nevada, 1983  
Season: 505, Bo Levi Mitchell, Eastern Washington, 2010.  
Career: 1,608, Matt Nichols, EWU, 2006-09

### **Passes Intercepted**

Game: 7, Steve Olson, Idaho vs. Washington, 1968; Mick Spoon, Idaho State vs. Montana, 1970  
Season: 24, Tom Lee, Idaho State, 1972; John Bonds, Northern Arizona, 1990  
Career: 56, Jamie Martin, WSU, 1989-92

### **Completion Percentage**

Game: (Min. 15 attempts) .947 (18-of-19), Jeff Lewis, Northern Arizona vs. Cal State Northridge, 1995  
(Min 10 attempts): (13-13) Cole Bergquist, Montana vs. Fort Lewis, 2007

Season: .686 (308-of-449), Craig Ochs, Montana, 2004.  
Career: .673 (813-of-1,208) Dave Dickenson, Montana, 1992-95

### **Yards Passing**

Game: 624, Jamie Martin, Weber State vs. Idaho State, 1991  
Season: 4,477, Cameron Higgins, WSU, 2008  
Career: 12,616, Matt Nichols, EWU, 2006-09

### **Touchdown Passes**

Game: 9, Drew Hubel, Portland State vs. Weber State, 2007.  
Season: 42, Brian Ah Yat, Montana, 1996  
Career: 98, Cameron Higgins, Weber State, 2007-10.

### **Average Passing Yards**

Season: 379.6 (11 games, 4,176 yards), Dave Dickenson, Montana, 1995  
Career: 327.8 (18 games, 5,900 yards), Drew Miller, Montana, 1999-2000

### **Completions Per Game**

Season: 28.33, (9 games, 255 comp.) Aaron Flowers, CS Northridge, 1997  
Career: 23.9, (18 games, 430 completions), Drew Miller, UM, 1999-2000

### **Attempts/Interception Ratio**

Season: .006 (One interception, 159 attempts) Eric Hisaw, Idaho, 1994  
Career: .015, (17 interceptions, 1,097 attempts), Erik Meyer, Eastern Washington, 2002-05

### **Passing Efficiency**

Game: 310.4, (14-10-0, .714%, 265-yds., 4TDs) Mark Tenneson, Eastern Washington vs. Sonoma State, 1992  
Season: 175.2, (11 games, 304-185-5, .609%, 2,960 yds, 33 TDs), Doug Nussmeier, Idaho, 1993  
Career: 166.47 (42 games, 1,097-721-17, 65.7%, 10,261 yards, 84 TDs) Erik Meyer, Eastern Washington, 2002-05

## TOTAL OFFENSE

### **Total Plays**

Game: 85, Dave Dickenson, Montana vs. Idaho, 1995  
Season: 602, Travis Lulay, MSU, 2004.  
Career: 2,006, Travis Lulay, MSU, 2002-05.

### **Total Yards**

Game: 643, Jamie Martin, Weber State vs. Idaho State, 1991  
Season: 4,400, Cameron Higgins, WSU, 2008  
Career: 13,308, Matt Nichols, EWU, 2006-09.

### **Average Yards Per Play**

Game: 33.3 (7 plays, 233 yards), Alfredo Anderson, Idaho State vs. Chadron State, 1993  
Season: 8.8 (400 plays, 3,514 yards), Doug Nussmeier, Idaho, 1990-93  
Career: 7.9 (708 plays, 5,628 yards), Drew

Miller, Montana, 1999-2000

### **Average Yards Per Game**

Season: 394.3 (11 games, 4,337 yards), Jamie Martin, Weber State, 1991  
Career: 328.9 (35 games, 11,513 yards), Dave Dickenson, Montana, 1992-95

### **Touchdowns**

Game: 9, Drew Hubel, Portland State vs. Weber State, 2007  
Career: 116, Dave Dickenson, Montana, 1992-95

## ALL-PURPOSE YARDAGE

### **All Purpose Yards**

Game: 437, Ryan Fuqua, Portland State vs. Eastern Wash., 2001  
Season: 2,430, Charles Roberts, Sac St., 1998  
Career: 7,112, Charles Roberts, Sac State, 1997-00

### **All Purpose Yards Per Game**

Season: 221.1, (2,432 yards in 11 games) Archie Amerson, Northern Arizona, 1996  
Career: 184.6, (4,062 yards in 22 games), Archie Amerson, No. Arizona, 1995-96

## RECEIVING

### **Receptions**

Game: 21, David Pandt, Montana State vs. Eastern Washington, 1985  
Season: 96, Ed Bell, Idaho State, 1969  
Career: 268, Kasey Dunn, Idaho, 1988-91

### **Receiving Yards**

Game: 299, Treamelle Taylor, Nevada vs. Montana, 1989  
Season: 1,525, Tim Toone, WSU, 2008  
Career: 4,140, Eric Kimble, Eastern Washington, 2002-05.

### **Average Per Reception**

Game: 60.5, (2 receptions, 121 yards, 1 TD), Junior Adams, Montana State vs. Weber State, 2002  
Season: 26.3, (31 receptions, 814 yards), Brian Allen, Idaho, 1983  
Career: 24.1, (64 receptions, 1,541 yards), Vic Wallace, Idaho, 1981-82

### **Receiving Yards Per Game**

Season: 152.2 (10 games, 1,522 yards), Ed Bell, Idaho State, 1969  
Career: 114.5 (30 games, 3,435 yards), Jerry Hendren, Idaho, 1967-69

### **Receptions Per Game**

Season: 9.6 (10 games, 96 receptions), Ed Bell, Idaho State, 1969  
Career: 7.7 (30 games, 230 receptions), Jerry Hendren, Idaho, 1967-69

### **Receiving Touchdowns**

Game: 5, Rod Marshall, Northern Arizona vs. Abilene Christian, 1995  
Season: 20, Ed Bell, Idaho State, 1969  
Career: 46, Eric Kimble, EWU, 2002-05

# INDIVIDUAL RECORDS

## PUNTING

### **Punts**

Game: 14, Steve Beller, Idaho State vs. Idaho, 1973; Kyle McQuown, Idaho State vs Boise State, 2003  
Season: 88, Ron Davis, Idaho, 1970  
Career: 256, Case deBruijn, ISU, 1978-81

### **Punting Yards**

Game: 582, Steve Beller, Idaho State vs. Idaho, 1973  
Season: 3,642, Ron Davis, Idaho, 1970  
Career: 11,184, Case de Bruijn, ISU, 1978-81

### **Yards Per Punt**

Game: (Minimum of Five) - 61.5 (six for 369 yards), Eddie Johnson, Idaho State vs. Cal Poly, 2002  
Season: 48.2 (62 punts, 2,987 yards), Mark Gould, Northern Arizona, 2002  
Career: 46.3 (100 punts, 4,627 yards), Eddie Johnson, Idaho State, 2001-02

### **Blocked Punts**

Game: 2, many times  
Season: 3, many times  
Career: 6, Dion Jergo, Idaho, 78-79, Northern Arizona, 1982

## PUNT RETURNS

### **Punt Returns**

Game: 9, Levander Segars, Montana vs Western Washington, 2001  
Season: 46, Levander Segars, Montana, 2002/Tuff Harris, Montana, 2006  
Career: 143, Levander Segars, UM, 2001-04

### **Punt Return Yards**

Game: 216, Ricky Pearsall, Northern Arizona vs. Western New Mexico, 1996  
Season: 667, Tuff Harris, Montana, 2006  
Career: 1,441, Levander Segars, UM, 2001-04

### **Punt Return Average**

Game: 54.5 (two returns, 109 yards), Tim Toone, Weber State, vs. Sac State, 2009.  
Tavoy Moore, Idaho State vs. N. Colorado, 2010.  
Season: 22.8 (11 returns, 251 yards), Carlis Harris, Idaho State, 1970  
Career: 18.5 (21 returns, 388 yards), Randle Anderson, Weber State, 1969-70

### **Punt Return Touchdowns**

Game: 2, Carlis Harris, Idaho State vs. Idaho, 1970; Ricky Pearsall, Northern Arizona vs. Western New Mexico, 1996; Bashir Livingston, Eastern Washington vs. Portland State, 1998; Corey Smith, MSU vs Sac State, 2003; Levander Segars, Montana vs NAU, 2003  
Season: 4, Corey Smith, Montana St., 2003  
Career: 5, Corey Smith, MSU 2001-03

## KICKOFF RETURNS

### **Kickoff Returns**

Game: 11, Ken Dotson, Idaho vs. Houston, 1967

Season: 53, Aaron Woods, PSU, 2009  
Career: 103, JD Ponciano, ISU, 207-09

### **Kickoff Return Yards**

Game: 326, Bashir Livingston, Eastern Washington vs. St., 1998  
Season: 1,314, Aaron Woods, PSU, 2009  
Career: 2,644, Bryant Eteuati, WSU, 2005-08

### **Average Kickoff Return Yards**

Season: 33.9, (26 returns, 882 yards), Lamont Brightful, E. Wash., 1999  
Career: 30.0 (65 returns, 1,949 yards), Lamont Brightful, E. Wash., 1997-01

### **Kickoff Return Touchdowns**

Game: 3, Bashir Livingston, Eastern Washington vs Sacramento State, 1998  
Season: 3, Bashir Livingston, Eastern Washington, 1998; Jesse Hoffman, Eastern Washington 2010  
Career: 5, Lamont Brightful, Eastern Washington, 1997-01

## INTERCEPTIONS

### **Interceptions**

Game: 4, Ed Cerkovnik, Montana vs. Portland State, 1977; Mike Babb, Weber State vs. Idaho State, 1989; Matt Johnson, EWU vs. Portland State, 2009.  
Season: 11, Karl Stein, Montana, 1969  
Career: 23, Scott Shields, WSU, 1995-98

### **Interception Return Yards**

Game: 140, K.J. Gerard, Northern Arizona vs. Weber State, 2004  
Season: 233, Joe Larkin, Boise State, 1971  
Career: 404, K.J. Gerard, NAU, 2004-08

### **Interception Return Average**

Game: (Two or more) 70.0 (two returns, 140 yards), K.J. Gerard, Northern Arizona vs. Weber State 2004.  
Season: 69.0 (two returns, 138 yards), Keian Davis, Sacramento St., 1997  
Career: 26.1 (15 returns, 391 yards), Joe Larkin, Boise State, 1971-72

### **Interception Return TDs**

Game: 2, Beau Smith, Idaho State, 1993; K.J. Gerard, Northern Arizona, 2004; Jeff Wheeler, Northern Arizona, 2006  
Season: 2, 24 players tied, last by Trumaine Johnson, Montana, 2010.  
Career: 4, Joe Larkin, Boise State, 1971-72; Greg Anderson, Montana, 1973-76

## SCORING

### **Points Scored**

Game: 42, Archie Amerson, Northern Arizona vs. Weber State, 1996  
Season: 172, Jesse Chatman, EWU, 2001  
Career: 413, Dan Carpenter, UM, 2004-07.

### **Touchdowns**

Game: 7, Archie Amerson, Northern Arizona vs. Weber State, 1996

Season: 28, Geoff Mitchell, Weber State, 1991; Jesse Chatman, EWU, 2001; Trevyn Smith, WSU, 2008  
Career: 61, Charles Dunn, Portland St., 1997-00; Sherriden May, Idaho, 1991-94

### **Extra-Point Kicks**

Game: 11, Mike Hollis, Idaho vs. Lehigh, 1993; Kris Heppner, UM vs. WSU, 1999  
Season: 68, Mike Hollis, Idaho, 1993  
Career: 182, Chris Snyder, UM, 2000-03; Dan Carpenter, UM, 2004-07.

### **Extra-Point Kicks Attempted**

Game: 11, Mike Hollis, Idaho vs. Lehigh, 1993  
Season: 68, Mike Hollis, Idaho, 1993  
Career: 188, Andy Larson, UM, 1993-96; Dan Carpenter, UM, 2004-07

### **Two-Point Extra Points**

Game: 1, many times  
Season: 3, Shawn Collins, No. Arizona, 1987; Trevor Shaw, Weber St., 1990; Sylvester Jones, Idaho St., 1991; Trey Stice, Idaho St., 1992; Charles Roberts, Sacramento State, 1999  
Career: 6, Trevor Shaw, WSU, 1989-93

### **Two-Point Extra Points Attempted**

Game: 4, Jamie Martin, Weber State vs. Eastern Washington, 1990  
Season: 10, Jamie Martin, WSU, 1992  
Career: 27, Jamie Martin, WSU, 1989-92

### **Field Goals**

Game: 8, Goran Lingmerth, Northern Arizona vs. Idaho, 1986  
Season: 26, Tony Zendejas, Nevada, 1983  
Career: 75, Dan Carpenter, UM, 2004-07

### **Field Goals Attempted**

Game: 8, Goran Lingmerth, Northern Arizona vs. Idaho, 1986  
Season: 33, Tony Zendejas, Nevada, 1982  
Career: 105, Chris Snyder, UM, 2000-03

### **Kicking Points**

Game: 24, Goran Lingmerth, Northern Arizona vs. Idaho, 1986  
Season: 122, Chris Snyder, Montana, 2003  
Career: 407, Dan Carpenter, UM, 2004-07

### **Defensive Extra Points**

Game: 1, many times  
Season: 2, Jackie Kellogg, Eastern Washington, 1990

## LONG PLAYS

### **Non-Scoring Rush**

86, Jim Bullard, Northern Arizona vs. Idaho State, 1973

### **Scoring Rush**

98, Johnny Gordon, Nevada vs. Montana St., 1984

### **Non-Scoring Pass**

82, Pat West to Ronnie White, Idaho vs. Sonoma State, 1991

# INDIVIDUAL RECORDS/TEAM STREAKS

## Scoring Pass

99, John Bonds to Hendricks Johnson, Northern Arizona vs. Boise State, 1990; Jimmy Blanchard to Terry Charles, Portland State vs. E. Washington, 1999

## Non-Scoring Punt Return

73, Jerry Williams, Weber State vs. Northern Arizona, 1969

## Scoring Punt Return

94, Randle Anderson, Weber State vs. North Texas State, 1971; Tuff Harris, Montana vs. Eastern Washington 2006; Marc Mariani, UM vs. ISU 2008; Tim Toone, WSU, vs. Sac State, 2009.

## Punt

88, Jeff Kaiser, Idaho State vs. Texas-El Paso, 1983

## Non-Scoring Kickoff Return

92, Pete Mandley, Northern Arizona vs. Boise State, 1980

## Scoring Kickoff Return

100, 19 players tied, last by Tavoy Moore, Idaho State vs. Montana, 2010

## Non-Scoring Interception Return

87, Rashid Gayle, Boise St., vs. Nevada, 1994

## Scoring Interception Return

100, Rob Pouliot, Montana State vs. Boise State, 1988; Jacori Rufus, Idaho State vs. Southern Utah, 1998; Ernie James, Idaho State vs Northern Colorado, 2003; D.J. Clark, Idaho State vs. Weber State, 2007; Dustin Tew, Idaho State vs. Weber State, 2010.

## Field Goal Made

60, Terry Belden, Northern Arizona vs. Cal State Northridge, 1993; Pete Garcas, Idaho State vs. Cal State Northridge, 1998

## Defensive PAT

100, Morgan Ryan, Montana State vs. Sam Houston State, 1991

## CONSECUTIVE PLAYS

### Rushes

11, Markeith Ross, Weber State vs. Nevada, 1993

### Pass Completions

22, Rod Bockwoldt, Weber State vs. South Dakota State, 1976

### Passes Without An Interception

342, Jimmy Blanchard, Portland St., 1999

### Kick Conversions

127, Chris Snyder, Montana, 2001-03

## Field Goals Made

14, Goran Lingmerth, Northern Arizona, 1986

## DEFENSIVE RECORDS

\*Records begin in 2000, when the NCAA began offially recognizing tackles, tackles-for-loss and sacks.

### Total Tackles

Game: 24, J.C. Sherritt, Eastern Washington vs. Weber State, 2009  
Season: 200, Greg Belzer, Eastern Washington, 2000.  
Career: 2000-03, Kane Ioane, Montana State, 471

### Tackles For Loss

Game: 7.0, Brady Fosmark, Weber State vs. Sacramento State 2004  
Season: 28, Jared Allen, Idaho State, 2003  
Career: 73, Jared Allen, Idaho St., 2000-03

### Sacks

Game: 5.0, Zack Nash, Sacramento State vs. Idaho State, 2010.  
Season: 19, Andy Petek, Montana, 2000  
Career: 38.5, Jared Allen, Idaho St, 2000-03

### Blocked Punts

Game: 2, Cyrus Igono, Northern Arizona vs. Montana State, 2007.

## MISCELLANEOUS TEAM RECORDS

### STREAKS

**Most Consecutive Regular-Season Wins:** 27, Montana, 2006-08  
**Most Consecutive Wins Overall:** 24, Montana, 2001-02  
**Most Consecutive Wins, Conference:** 25, Montana, 1999-02  
**Longest Regular Season Unbeaten Streak:** 27, Montana, 2006-08  
**Longest Unbeaten Streak, Conference:** 25, Montana, 1999-02  
**Most Consecutive Home Wins, Conference:** 20, Montana, 1997-02 & 2005-10.  
**Most Consecutive Road Wins, Conference:** 13, Montana, 1999-02  
**Most Consecutive Losses, Overall:** 19, Idaho State, 1978-80  
**Most Consecutive Losses, Conference:** 16, Idaho State, 1978-80  
**Most Consecutive Home Losses, Conference:** 7, Montana State, 1999-00  
**Most Consecutive Road Losses, Conference:** 19, Idaho State 2006-  
**Most Consecutive Games Scored, Conference:** 188, Montana, 1986  
**Most Consecutive Shutout Losses, Conference:** 2, Weber State, 1964; Idaho State, 1967

### SINGLE-SEASON

**Wins, Conference:** 8, Montana 2009, Montana 2007; Montana 2006; Montana, 2000; Montana, 1996; Idaho, 1989;  
**Wins, Regular-Season:** 11, Montana 2009, Montana 2007, Nevada, 1986; Montana, 1996; Montana 2001; Montana 2008  
**Wins, Regular-Season and Post-Season:** 15, Montana, 2001  
**Losses, Conference:** 8, Northern Colorado 2006; Montana State, 2000; Sacramento State, 1996; Idaho State, 1988; Montana State, 1987; Idaho State, 2010.  
**Losses, Regular-Season:** 11, Northern Colorado 2007; Montana State, 2000; Idaho State, 1979, 1988, 2008  
**Ties, Conference:** 2, Idaho, 1975  
**Ties, Regular-Season:** 2, Idaho, 1975



SACRAMENTO STATE'S ZACK NASH SET A BIG SKY SINGLE-GAME RECORD WITH FIVE SACKS IN A 2010 GAME AGAINST IDAHO STATE.

# TEAM RECORDS

## OFFENSE

### RUSHING

#### **Carries**

Game: 84, Weber State vs. Northern Arizona, 1972  
Season: 728, Montana, 1970

#### **Net Rushing Yards**

Game: 539, Northern Arizona vs. CS Northridge, 1973  
Season: 3,477, Montana, 1971

#### **Yards Per Rush**

Game: 10.9 (36 attempts, 394 yards), N. Arizona vs. Portland State, 2010  
Season: 6.4 (387 attempts, 2,479 yards), Eastern Washington, 2001

#### **Rushing Touchdowns**

Game: 8, Idaho vs. Montana State, 1965; N. Arizona vs. CS Northridge, 1973  
Season: 39, Montana State, 1966

#### **Rushing Yards Per Game**

Season: 337.2 (10 games, 3,372 yards), Weber State, 1971

### PASSING

#### **Pass Attempts**

Game: 79, Idaho State vs. Portland State, 2004  
Season: 575, Idaho State 2004

#### **Completions**

Game: 47, Northern Arizona vs. Eastern Washington 2009; Weber State vs. Idaho State, 1991  
Season: 344, Cal State Northridge, 1997

#### **Passes Intercepted**

Game: 10, Boise State vs. Montana, 1989  
Season: 33, Idaho, 1969

#### **Fewest Passes Intercepted**

Season: 3, Portland State, 1999; N. Arizona, 2001.

#### **Completion Percentage**

Game: .923 (13-of-13), Montana vs. Thomas More (Grady Bennett), 1990  
Season: .681 (262 of 385), Cal State Northridge, 1998

#### **Passing Yards**

Game: 643, Weber State vs. Idaho State, 1991  
Season: 4,540, Weber State, 2008

#### **Touchdown Passes**

Game: 9, Portland State vs. Weber State, 2007  
Season: 43, Montana, 1996

#### **Passing Yards Per Game**

Season: 408.2 (11 games, 4,490 yards), Montana, 1995

#### **Completions Per Game**

Season: 30.5 (11 games, 336 comp.), Montana, 1995

#### **Lowest Interception Percentage**

Season: .007 (three ints. in 383 attempts), Portland State, 1999

### TOTAL OFFENSE

#### **Total Plays**

Game: 111, Idaho vs. Pacific, 1968  
Season: 1,077, Montana, 2009

#### **Total Yards**

Game: 876, Weber State vs. Idaho State, 1985  
Season: 6,416, Montana 2004

#### **Yards Per Play**

Game: 11.1 (59 plays, 655 yards), Northern Arizona vs. Portland State, 2010  
Season: 7.4 (791 plays, 5,852 yards), Idaho, 1993

#### **Total Offense Per Game**

Season: 580.9 (11 games, 6,390 yards), Weber St., 1991

#### **Touchdowns**

Game: 12, Montana State vs. Eastern Oregon, 1985  
Season: 72, Idaho, 1993

### PUNTING AND PUNT RETURNS

#### **Punts**

Game: 14, Idaho State vs. Idaho, 1973; Idaho State vs. Boise State, 2003  
Season: 92, Idaho, 1970

#### **Punting Yards**

Game: 582, Idaho State vs. Idaho, 1973  
Season: 3,767, Idaho, 1970

#### **Punts Blocked**

Game: 4, Montana State vs. Montana, 1987  
Season: 4, Montana St., 1987

#### **Average Per Punt**

Game: (minimum of four) 61.5 (six punts, 369 yards) Idaho State vs. Cal Poly, 2002  
Season: 46.1 (66 punts, 3,044 yards), N. Arizona, 2002

#### **Punts Returned**

Game: 10, Boise State vs. Southern Oregon, 1970; Northern Arizona vs. Western New Mexico, 1996; Weber State vs. Western State, 1996; Montana vs. Fort Lewis, 2007.  
Season: 56, Montana, 2002

#### **Punt Return Yards**

Game: 322, Northern Arizona vs. W. New Mexico, 1996  
Season: 630, Idaho State, 2002

#### **Punt Return Average**

Game: 65.0 (two returns, 130 yards), Eastern Washington vs. Portland State, 1998  
Season: 19.2 (21 returns, 403 yards), Weber State, 2009

#### **Punt Return Touchdowns**

Game: 3, Northern Arizona vs. Western New Mexico, 1996  
Season: 4, Montana St., 2003

### KICKOFF RETURNS

#### **Kickoff Returns**

Game: 12, Idaho vs. Houston, 1967; Portland State vs. Weber State 2007.  
Season: 77, Idaho State, 1987

#### **Kickoff Return Yards**

Game: 326, Eastern Washington vs. Sacramento State, 1998  
Season: 1,577, Idaho State, 1987

#### **Kickoff Return Average**

Game: 65.2 (five returns, 326 yards), Eastern Washington vs. Sacramento State, 1998  
Season: 28.1 (36 returns, 1,013 yards), Montana, 2003

#### **Kickoff Return Touchdowns**

Game: 3, Eastern Washington vs. Sacramento State, 1998  
Season: 3, Idaho State, 1987; Montana State, 1993; Eastern Washington, 1998

### INTERCEPTIONS

#### **Interceptions**

Game: 10, Montana vs. Boise State, 1989  
Season: 29, Montana St., 1973

#### **Interception Return Yards**

Game: 180, Montana vs. Portland State, 1977  
Season: 480, Montana, 1988

#### **Interception Return Average**

Game: 100.0 (one return,

100 yards), Idaho State vs. Southern Utah, 1998; Idaho State vs. No. Colo., 2003  
Season: 38.6 (7 returns, 270 yards) Sac State, 1997

#### **Interception Return Touchdowns**

Game: 4, Montana vs. Western State College, 2010  
Season: 6, No. Arizona, 1985

### SCORING

#### **Points Scored**

Game: 86, Montana State vs. Eastern Oregon, 1985  
Game (two teams): 141, Weber State vs. Portland St., 2007  
By a losing team: 68, Portland St. vs. Weber St (73), 2007.  
Season: 537, Montana 2009

#### **Touchdowns**

Game: 12, Montana State vs. Eastern Oregon, 1985  
Game (two teams): 20, Weber State (10) vs. Portland State (10), 2007.  
Season: 72, Idaho, 1993

#### **Extra-Point Kicks Made**

Game: 11, Idaho vs. Lehigh, 1993; Idaho vs. Weber State, 1994  
Season: 68, Idaho, 1993

#### **Extra-Point Kicks Attempted**

Game: 12, Montana State vs. Eastern Oregon, 1985  
Season: 74, Nevada, 1991

#### **2-Point Conversions Made**

Game: 3, Weber State vs. Idaho, 1992  
Season: 11, Weber State, 1992

#### **2-Point Conversions Attempted**

Game: 5, Weber State vs. Eastern Washington, 1990  
Season: 14, Idaho State, 1969

#### **Safeties Scored**

Game: 2, Montana vs. Idaho State, 1985; Nevada vs. Idaho State, 1981; NAU vs. Montana, 1989; Weber St. vs. Idaho St, 1991  
Season: 4, Idaho State, 1984; Northern Arizona, 1995; Montana 2008.

#### **Field Goals Made**

Game: 8, Northern Arizona vs. Idaho, 1986  
Season: 26, Nevada, 1982

#### **Field Goals Attempted**

Game: 8, No. Arizona vs. Idaho, 1986  
Season: 33, Nevada, 1982

# TEAM RECORDS



ALEKSEI GROSULAK AND THE MONTANA STATE DEFENSE DIDN'T ALLOW A RUSHING FIRST DOWN AGAINST FORT LEWIS IN 2010.

## FIRST DOWNS

### **Total First Downs**

Game: 46, Weber State vs. Idaho State, 1991  
Season: 346, Montana, 2004

### **First Downs Passing**

Game: 31, Weber State vs. Idaho State, 1991  
Season: 195, Cal State Northridge, 1997

### **First Downs Rushing**

Game: 32, Idaho vs. Weber State, 1976  
Season: 171, Montana, 1970

### **First Downs Penalty**

Game: 11, Northern Arizona vs. Sacramento State, 1997  
Season: 35, Weber State, 1991

## FUMBLES

### **Fumbles**

Game: 10, Idaho vs. UM, 1975  
Season: 55, Idaho, 1973

### **Fumbles Lost**

Game: 8, Montana State vs. Weber State, 1972  
Season: 34, Idaho, 1973

### **Fewest Fumbles Lost**

Game: 0, many teams  
Season: 4, No. Arizona, 1997

## PENALTIES

### **Penalties**

Game: 19, Idaho vs. Washington State, 1970  
Season: 124, Weber St., 1985

### **Yards Penalized**

Game: 206, Idaho State vs. Chadron State, 1993  
Season: 1,112, Idaho St., 2003

## DEFENSE

### RUSHING

**Fewest Rushes Allowed**  
Game: 10, Weber State vs.

Portland State, 2007; Northern Colorado vs. Hawaii, 2007.  
Idaho St. vs. Portland St., 2008

### **Fewest Rush Yards Allowed**

Game: minus 71, Montana State vs. Idaho State, 1966  
Season: 658, N. Arizona, 2008

### **Fewest Yards Per Rush Allowed**

Game: minus 2.2 (32 rushes, minus 71 yards), Montana State vs. Idaho State, 1966  
Season: 1.7 (398 rushes, 659 yards), Montana State, 1966

### **Fewest Rushing TDs Allowed**

Season: 2, Montana St., 2009

### **Lowest Rushing Average Allowed**

Season: 59.8 (11 games, 658, Northern Arizona, 2008

### PASSING

### **Fewest Attempts Allowed**

Game: 2, Weber State vs. E. Montana, 1964; N. Arizona vs. Cal-Poly, Pomona, 1978  
Season: 131, Montana St, 1963

### **Fewest Completions Allowed**

Game: 0, by seven teams, last by Weber St. vs. UTEP, 1983  
Season: 60, Montana St., 1963

### **Lowest Percentage Allowed**

(At Least One Completion)  
Game: .095 (2-21) Boise State vs. Montana State, 1973  
Season: .266 (44-of-154), Weber State, 1964

### **Fewest Pass Yards Allowed**

Game: 0, by nine teams, last by Weber State vs UTEP, 1983  
Season: 657, Idaho State, 1963

### **Fewest TD Passes Allowed**

Season: 3, Montana State, 1967; Idaho State, 1972; Idaho State, 1975

### **Fewest Pass Yards Per Game**

Season: 72.1, Montana, 1964

### **Fewest Completions PG Allowed**

Season: 4.1 (10 games, 41 comp.), Montana St, 1964

### **Highest Int. Percentage**

Season: .106 (29 int., 273 attempts), Montana St., 1973

### TOTAL OFFENSE

### **Fewest Total Plays Allowed**

Game: 27, Montana vs. British Columbia, 1963  
Season: 482, Idaho State, 1963

### **Fewest Total Yards Allowed**

Game: 2, Montana State vs. Idaho State, 1966  
Season: 1,638, Idaho St., 1964

### **Fewest Yards PP Allowed**

Game: 0.04 (56 plays, two yards) Montana State vs. Idaho State, 1966  
Season: 3.4 (693 plays, 2,384 yards), Montana State, 1966

### **Lowest Total Off. Yards Per Game Allowed**

Season: 182.0 (nine games, 1,638 yards), Idaho St., 1964

### **Fewest Touchdowns Allowed**

Season: 12, Montana St., 1963

### SCORING

### **Fewest Points Allowed**

Season: 89, Montana St., 1963

### **Fewest Touchdowns Allowed**

Season: 12, Montana State, 1963; Nevada, 1980

### **Fewest Kick PAT Made Allowed**

Season: 6, Montana St., 1963

### **Fewest Kick PAT Att. Allowed**

Season: 12, Montana State, 1963

## FIRST DOWNS

### **Fewest First Downs Allowed**

Game: 1, Weber State vs. Fort Lewis, 2007.  
Season: 97, Northern Arizona, 1974

### **Fewest Rush 1st Downs Allowed**

Game: 0; Montana State vs. Fort Lewis, 2010; Sacramento State vs. Portland State, 2009; Weber St. vs. Portland State 2007; Weber St. vs. Fort Lewis, 2007. Montana vs. Montana State, 2006; Montana vs. Thomas More, 1990; Idaho State vs. Cal State Fullerton, 1983; Montana vs Northern Arizona, 2002; Eastern Washington vs. Sacramento State, 2004  
Season: 38, Weber State, 1966

### **Fewest Pass 1st Downs Allowed**

Game - 0, by eight teams, last by Weber St. vs. UTEP, 1983  
Season: 24, Weber State, 1964

### **Fewest First Downs Penalty**

Season: 3, Idaho St., 1963; UM, 1964; Montana St. 1964

### FUMBLES

### **Fumble Recoveries**

Game: 8, Weber State vs. Montana State, 1972; Idaho State vs. Weber State, 1972  
Season: 33, Idaho State, 1972

### INTERCEPTIONS

### **Passes Intercepted**

Game: 10, Montana vs. Boise State, 1989  
Season: 29, Montana St., 1973

### BLOCKED PUNTS


### **Blocked Punts**

Game: 4, Montana vs. Montana State, 1987  
Season: 9, Montana, 1987

# INDIVIDUAL CAREER & SEASON BESTS

## TOTAL OFFENSE


Name, School	CAREER BESTS - (BASED ON YARDS PER GAME AVERAGE)						
	Seasons	G	Plays	Yds	TDR	Yd/P	Yd/Gm
1. Dave Dickenson, Montana	1992-95	35	1,539	11,513	116	7.5	328.94
2. Drew Miller, Montana	1999-00	18	708	5,628	47	7.9	312.67
3. Doug Nussmeier, Idaho	1990-93	39	1,556	12,027	108	7.7	308.38
4. Jamie Martin, Weber State	1989-92	41	1,837	12,287	93	6.7	299.68
5. John Friesz, Idaho	1986-89	35	1,459	10,187	79	7.0	291.06
6. Marcus Brady, Cal State Northridge	1998-00	33	1,583	9,454	83	5.9	286.48
7. Matt Nichols, Eastern Washington	2006-09	47	1,911	13,308	102	7.0	283.15
8. Vern Harris, Idaho State	1984-85	19	813	5,302	36	6.5	279.05
9. Travis Brown, Northern Arizona	1996-99	41	1,732	11,400	86	6.6	278.04
10. Grady Bennett, Montana	1988-90	31	1,379	8,254	67	6.0	266.26
11. Erik Meyer, Eastern Washington	2002-05	42	1,373	10,942	91	8.0	260.52
12. Travis Lulay, Montana State	2002-05	47	2,006	12,190	81	6.1	259.36
13. Brian Ah Yat, Montana	1995-98	36	1,365	9,320	97	6.8	258.89
14. Dave Stireman, Weber State	1984-85	21	762	5,396	43	7.1	256.95
15. Cameron Higgins, Weber State	2007-10	48	1,678	12,258	105	7.3	255.38
16. Drew Hubel, Portland State*	2007-	24	911	6,358	42	6.71	254.67
17. Doug Baughman, Idaho State	2001-02	22	880	5,599	41	6.4	254.50
18. John Bonds, Northern Arizona	1990-92	24	1,060	6,098	41	5.8	254.08
19. Ken Hobart, Idaho	1980-83	44	1,847	11,126	105	6.0	252.86
20. Tony Hilde, Boise State	1993-95	29	1,176	7,284	64	6.2	251.17
21. Ryan Leadingham, Sacramento State	2001-02	23	929	5,771	33	6.2	250.91
22. Mike Machurek, Idaho State	1980-81	20	805	4,974	43	6.2	248.70
23. Bryan Martin, Weber State	1992-95	22	778	5,407	43	6.9	245.77



TRAVIS BROWN AVERAGED 278.04 YARDS OF TOTAL OFFENSE DURING HIS CAREER AT NORTHERN ARIZONA.

## Season Bests - (Based On Yards Per Game Average)

Name, School	Season	G	Plays	Yds	TDR	Yd/P	Yd/Gm
1. Jamie Martin, Weber State	1991	11	591	4,337	37	7.3	#394.27
2. Dave Dickenson, Montana	1995	11	544	4,209	41	7.7	#382.64
3. Dave Dickenson, Montana	1993	11	530	3,978	46	7.5	#361.63
4. Erik Meyer, Eastern Washington	2005	12	502	4,224	30	8.4	352.0
5. Travis Lulay, Montana State	2004	11	602	3,856	23	6.4	350.54
6. John Friesz, Idaho	1989	11	464	3,853	31	8.3	#350.27
7. Aaron Flowers, Cal State Northridge	1997	9	456	3,132	26	6.7	#348.00
8. Ken Hobart, Idaho	1983	11	578	3,800	37	6.6	#345.45
9. Dave Dickenson, Montana	1994	9	431	3,108	27	7.2	345.33
10. Dave Stireman, Weber State	1985	11	502	3,759	33	7.5	341.73
11. Brian Ah Yat, Montana	1996	11	501	3,744	45	7.2	#340.36
12. Jamie Martin, Weber State	1990	11	508	3,713	25	7.3	#337.55
13. Drew Miller, Montana	1999	10	394	3,315	32	8.4	331.50
14. Aaron Flowers, Cal State Northridge	1996	11	488	3,622	34	7.4	329.27
15. Matt Nichols, Eastern Washington	2009	12	527	3,830	35	7.5	327.7
16. Doug Nussmeier, Idaho	1993	11	400	3,514	41	8.8	319.45
17. Matt Nichols, Eastern Washington	2007	13	569	4,136	34	7.3	318.15
18. John Friesz, Idaho	1987	11	543	3,489	28	6.4	317.18
19. Doug Nussmeier, Idaho	1991	11	472	3,460	26	7.3	314.55
20. Cameron Higgins, Weber State	2008	14	520	4,400	38	8.5	314.29
21. Kelly Bradley, Montana State	1984	11	598	3,455	35	5.8	314.10
22. Doug Nussmeier, Idaho	1992	11	430	3,437	28	8.0	312.45
23. Marcus Brady, Cal State Northridge	1999	11	575	3,419	25	5.9	310.81
24. Jim McMillan, Boise State	1974	10	403	3,101	35	7.7	+310.10
25. Brent Pease, Montana	1986	10	499	3,094	34	6.2	#309.40
26. Jeff Lewis, Northern Arizona	1994	11	557	3,395	32	6.1	308.64



FORMER IDAHO GREAT JOHN FRIESZ AVERAGED 350.54 YARDS OF TOTAL OFFENSE PER GAME IN 1989, TOPS IN FCS.

## SINGLE GAME BESTS - (BASED ON TOTAL YARDS)

CAREER LEADERS - (YARDAGE)				SEASON LEADERS - (YARDAGE)			
Name, School	Season	Games	Yards	Name, School	Season	Games	Yards
1. Matt Nichols, Eastern Washington	2006-09	47	13,308	1. Cameron Higgins, Weber State	2008	14	4,400
2. Jamie Martin, Weber State	1989-92	41	12,287	2. Jamie Martin, Weber State	1991	11	4,337
3. Cameron Higgins, Weber State	2007-10	48	12,258	3. Erik Meyer, Eastern Washington	2005	12	4,224
4. Travis Lulay, Montana State	2002-05	47	12,205	4. Dave Dickenson, Montana	1995	11	4,209
5. Doug Nussmeier, Idaho	1990-93	39	12,027	5. Matt Nichols, Eastern Washington	2007	13	4,136
6. Dave Dickenson, Montana	1992-95	35	11,513	6. Craig Ochs, Montana	2004	15	3,985
7. Travis Brown, Northern Arizona	1996-99	41	11,400	7. Dave Dickenson, Montana	1993	11	3,978
8. Ken Hobart, Idaho	1980-83	44	11,126	8. Erik Meyer, Eastern Washington	2004	13	3,934
9. Erik Meyer, Eastern Washington	2002-05	42	10,942	9. Matt Nichols, Eastern Washington	2009	12	3,932
10. Jason Murrietta, Northern Arizona	2003-06	46	10,593	10. Travis Lulay, Montana State	2004	11	3,856
				11. John Friesz, Idaho	1989	11	3,853
				12. Ken Hobart, Idaho	1983	11	3,800

#Indicates NCAA FCS Leaders, +Indicates NCAA Division II Leader, \*Indicates Still Active

# INDIVIDUAL CAREER & SEASON BESTS

## TOTAL OFFENSE



MSU's **TRAVIS LULAY** HAD **556 YARDS** OF TOTAL OFFENSE AGAINST SAC STATE IN 2004.

Name, School	Opponent, Season	Plays	Yards	TDR	Average/Play
1. Jamie Martin, Weber State	vs. Idaho State, '91	67	643	4	9.6
2. Bryan Martin, Weber State	vs. Cal Poly, '95	59	614	6	10.4
3. Drew Hubel, Portland State	vs. Eastern Washington '08	77	598	5	7.7
4. Vern Harris, Idaho State	vs. Montana, '85	77	587	3	7.6
5. Dave Dickenson, Montana	vs. Idaho, '95	85	574	5	6.8
6. Jimmy Blanchard, Portland State	vs. Montana, '99	83	569	3	6.9
7. Michael Herrick, Northern Arizona	vs. Eastern Washington, '08	68	568	4	8.4
8. Brian Ah Yat, Montana	vs. Eastern Washington, '96	53	566	4	10.7
9. Travis Lulay, Montana State	vs. Sacramento State, '04	75	556	4	7.4
10. Brian Ah Yat, Montana	vs. Northern Arizona, '96	59	549	6	9.3
11. Dave Stireman, Weber State	vs. Montana, '85	57	546	5	9.6
12. Ken Hobart, Idaho	vs. Southern Colorado, '83	69	543	6	7.9
13. Travis Lulay, Montana State	vs. Eastern Washington, '04	73	542	4	7.4
14. Jamie Martin, Weber State	vs. Montana State, '92	66	541	5	8.2

## SEASON ANNUAL CHAMPIONS - (BASED ON YARDS PER GAME AVERAGE)

Name, School	Season	G	Plays	Yards	TDR	Yds/P	Yds/Gm
Lynn Smith, Weber State	1963	9	189	1,266	14	6.7	140.7
Mike Monahan, Idaho	1964	10	235	1,124	8	4.8	112.3
Don Neves, Idaho State	1965	9	204	1,008	7	4.9	112.0
Tim Jones, Weber State	1966	9	268	1,680	12	6.3	186.7
Lee White, Weber State	1967	10	284	1,378	9	4.9	137.9
Steve Olson, Idaho	1968	10	464	2,459	24	5.3	245.9
Jerry Dunne, Idaho State	1969	8	387	2,093	24	4.0	261.6
Jerry Dunne, Idaho State	1970	8	243	1,367	13	5.6	170.9
Eric Guthrie, Boise State	1971	11	355	2,148	22	6.1	195.3
Ron Autele, Boise State	1972	11	254	1,666	23	6.6	151.5
Jim McMillan, Boise State	1973	11	269	1,893	21	7.0	172.1
Jim McMillan, Boise State	1974	10	403	3,101	35	7.7	+310.1
Greg Stern, Boise State	1975	11	265	2,265	19	7.0	205.9
Rod Bockwoldt, Weber State	1976	11	386	2,269	24	5.9	206.3
Morris Bledsoe, Weber State	1977	10	308	1,748	9	5.7	174.8
Morris Bledsoe, Weber State	1978	11	365	1,865	15	5.2	169.5
Joe Aliotti, Boise State	1979	11	338	2,310	23	6.8	210.0
Mike Machurek, Idaho State	1980	11	442	2,329	20	5.3	211.7
Mike Machurek, Idaho State	1981	9	363	2,645	24	7.3	#293.9
Ken Hobart, Idaho	1982	11	553	3,280	30	5.9	298.2
Ken Hobart, Idaho	1983	11	578	3,800	37	6.6	#345.5
Kelly Bradley, Montana State	1984	11	598	3,455	35	5.8	314.1
Dave Stireman, Weber State	1985	11	502	3,759	33	7.5	341.7
Brent Pease, Montana	1986	10	499	3,094	34	6.2	#309.4
John Friesz, Idaho	1987	11	543	3,489	28	6.4	317.2
John Friesz, Idaho	1988	10	424	2,751	20	6.5	#275.1
John Friesz, Idaho	1989	11	464	3,853	31	8.3	#350.3
Jamie Martin, Weber State	1990	11	508	3,713	25	7.3	#337.6
Jamie Martin, Weber State	1991	11	591	4,337	37	7.3	#394.3
Doug Nussmeier, Idaho	1992	11	430	3,437	28	8.0	312.5
Dave Dickenson, Montana	1993	11	530	3,978	46	7.5	#361.6
Dave Dickenson, Montana	1994	9	431	3,108	27	7.2	345.3
Dave Dickenson, Montana	1995	11	544	4,209	41	7.7	#382.6
Brian Ah Yat, Montana	1996	11	501	3,744	45	7.5	#340.4
Aaron Flowers, Cal State Northridge	1997	9	456	3,132	26	6.7	#348.0
Brian Ah Yat, Montana	1998	10	435	2,944	30	6.8	294.4
Drew Miller, Montana	1999	10	394	3,315	32	8.4	331.5
Drew Miller, Montana	2000	8	314	2,313	15	7.4	289.1
Juston Wood, Portland State	2001	11	423	3,211	23	7.6	291.9
Josh Blankenship, Eastern Washington	2002	11	459	3,147	30	6.9	286.1
Jason Murrietta, Northern Arizona	2003	13	497	3,460	35	7.0	266.2
Travis Lulay, Montana State	2004	11	602	3,856	23	6.4	350.5
Erik Meyer, Eastern Washington	2005	12	502	4,224	30	8.4	352.0
Jason Murrietta, Northern Arizona	2006	11	412	2,872	36	7.0	261.1
Matt Nichols, Eastern Washington	2007	13	569	4,136	34	7.3	318.2
Cameron Higgins, Weber State	2008	14	520	4,400	38	8.5	314.3
Matt Nichols, Eastern Washington	2009	12	527	3,932	35	7.5	327.7
DeNarius McGhee, Montana State*	2010	12	442	3,344	25	7.6	278.7



NORTHERN ARIZONA'S **JASON MURRIETTA** LED THE **BIG SKY** IN TOTAL OFFENSE IN 2003 AND 2006.



EASTERN WASHINGTON'S **ERIK MEYER** LED THE **BIG SKY** IN TOTAL OFFENSE IN 2005.


#Indicates NCAA FCS Leaders, +Indicates NCAA Division II Leader, \*Indicates Still Active

# INDIVIDUAL CAREER & SEASON BESTS

## PASSING

### CAREER BESTS - (BASED ON YARDS PER GAME AVERAGE)

Name	School	Seasons	G	Att-Comp-Int	Pct.	Yards	TD	Comp/ Game	Yds/ Game
1.	Drew Miller, Montana	1999-00	18	654-430-14	.657	5,900	46	23.9	327.78
2.	Dave Dickenson, Montana	1992-95	35	1,208-813-26	.673	11,080	96	23.2	316.57
3.	John Friesz, Idaho	1986-89	35	1350-801-40	.593	10,697	77	22.9	305.63
4.	Jamie Martin, Weber State	1989-92	41	1544-934-56	.605	12,207	87	22.8	297.73
5.	Vern Harris, Idaho State	1984-85	19	703-378-33	.538	5,503	33	19.9	289.63
6.	Travis Brown, Northern Arizona	1996-99	41	1577-888-42	.563	11,400	86	21.7	278.05
7.	Doug Nussmeier, Idaho	1990-93	39	1225-746-32	.609	10,824	91	19.1	277.54
8.	Marcus Brady, Cal State Northridge	1998-00	33	1,252-782-36	.625	9,124	75	23.7	276.48
9.	Matt Nichols, Eastern Washington	2006-09	47	1,608-996-46	.619	12,616	96	21.2	268.43
10.	Drew Hubel, Portland State*	2007	24	849-482-38	.568	6,358	42	20.1	264.92
11.	John Bonds, Northern Arizona	1990-92	24	892-450-48	.504	6,274	38	18.8	261.42
12.	Mark Hetherington, Idaho State	2003-04	22	842-468-28	.556	5,718	42	21.3	259.90
13.	Brian Ah Yat, Montana	1995-98	36	1190-729-39	.613	9,315	89	20.3	258.75
14.	Mike Machurek, Idaho State	1980-81	20	703-384-27	.546	5,149	38	19.2	257.45
15.	Cameron Higgins, Weber State	2007-10	48	935-1,511	.619	12,274	98	19.5	255.71
16.	Greg Wyatt, Northern Arizona	1986-89	42	1512-926-49	.613	10,697	70	22.1	254.69
17.	Doug Baughman, Idaho State	2001-02	22	748-443-24	.574	5,574	41	20.1	253.36
18.	Grady Bennett, Montana	1988-90	31	1097-641-42	.584	7,778	55	20.7	250.90
19.	Roger Cook, Weber State	1995-96	18	643-395-15	.614	4,451	20	20.3	247.27
20.	Erik Meyer, Eastern Washington	2002-05	42	1,097-721-17	.657	10,261	84	17.2	244.31
21.	Jeff Lewis, Northern Arizona	1992-95	40	1315-784-24	.596	9,639	67	19.6	240.97



IDAHO STATE'S MARK HETHERINGTON AVERAGED 259.9 PASSING YARDS PER GAME DURING HIS TWO-YEAR CAREER WITH THE BENGALS.

### SEASON BESTS - (BASED ON YARDS PER GAME AVERAGE)

Name	School	Season	G	Att-Comp-Int	Pct.	Yards	TD	Comp/ Game	Yds/ Game
1.	Dave Dickenson, Montana	1995	11	455-309-9	.679	4,176	38	28.1	#379.64
2.	Jamie Martin, Weber State	1991	11	500-310-17	.620	4,125	35	28.2	#375.00
3.	John Friesz, Idaho	1989	11	425-260-8	.612	4,041	31	23.6	#367.36
4.	Aaron Flowers, Cal State Northridge	1997	9	404-255-10	.631	3,226	24	28.3	#358.44
5.	Drew Miller, Montana	1999	10	368-240-8	.619	3,461	32	24.0	346.10
6.	Dave Dickenson, Montana	1994	9	336-229-6	.682	3,053	24	25.4	#339.22
7.	Jamie Martin, Weber State	1990	11	428-256-15	.598	3,700	23	23.3	#336.36
8.	John Friesz, Idaho	1987	11	502-311-14	.619	3,677	28	28.3	#334.27
9.	Erik Meyer, Eastern Washington	2005	12	410-269-5	.565	4,003	30	22.4	333.58
10.	Dave Dickenson, Montana	1993	11	390-262-9	.672	3,640	32	23.8	330.91
11.	Ken Hobart, Idaho	1983	11	477-268-19	.562	3,618	32	24.4	328.91
12.	Brian Ah Yat, Montana	1996	11	432-265-16	.613	3,615	42	24.1	#328.64
13.	Aaron Flowers, Cal State Northridge	1996	11	415-247-11	.595	3,540	30	22.5	321.82
14.	Cameron Higgins, Weber State	2008	14	465-305-13	.656	4,477	36	21.8	319.78
15.	Matt Nichols, Eastern Washington	2009	12	468-298-6	.651	3,830	33	24.8	319.16
16.	Kelly Bradley, Montana State	1984	11	499-289-20	.579	3,508	30	26.3	318.91
17.	Travis Lulay, Montana State	2004	11	490-269-9	.549	3,485	15	24.4	316.81
18.	Vern Harris, Idaho State	1984	11	441-239-23	.542	3,469	18	21.7	315.36
19.	Travis Brown, Northern Arizona	1996	11	411-223-9	.543	3,398	23	20.3	308.91
20.	Travis Brown, Northern Arizona	1997	11	474-274-19	.578	3,395	20	24.9	308.64
21.	Brad Lebo, Montana	1991	11	457-252-12	.551	3,380	21	22.9	307.27
22.	Mike Machurek, Idaho State	1981	9	313-188-11	.601	2,752	22	20.9	305.78
23.	Brent Pease, Montana	1986	10	440-241-13	.547	3,056	30	24.1	305.60
24.	Michael Herrick, Northern Arizona	2009	11	407-270-8	.663	3,356	22	24.5	305.09
25.	Jeff Lewis, Northern Arizona	1994	11	450-272-8	.604	3,355	26	24.7	305.00
26.	Marcus Brady, Cal State Northridge	1999	11	483-299-15	.619	3326	24	27.2	302.40
27.	Doug Nussmeier, Idaho	1991	11	384-230-11	.599	3,300	25	20.9	300.00
28.	Dave Stireman, Weber State	1985	11	378-206-18	.545	3,247	23	18.7	295.18
29.	Matt Nichols, Eastern Washington	2008	11	451-275-14	.610	3,293	21	21.5	299.36
30.	Brian Ah Yat, Montana	1998	10	386-248-15	.642	2,952	26	24.8	295.20
31.	Justin Wood, Portland State	2001	11	366-218-5	.596	3,200	23	19.8	*291.91
32.	Jamie Martin, Weber State	1992	11	463-282-14	.609	3,207	20	25.6	291.55
33.	Roger Cook, Weber State	1996	11	442-276-12	.624	3,207	20	25.1	291.55
35.	Drew Hubel, Portland State*	2008	10	393-226-15	.575	2,912	18	22.6	291.20



DREW MILLER AVERAGED 346 PASSING YARDS PER GAME FOR MONTANA IN 1999.

#Indicates NCAA FCS Leader, +Indicates NCAA Division II Leader, \*Indicates Still Active

# INDIVIDUAL CAREER & SEASON BESTS

## PASSING

### CAREER LEADERS - (BASED ON YARDAGE)

Name, School	Season	Games	Yards
1. Matt Nichols, Eastern Washington	2006-09	47	12,616
2. Cameron Higgins, Weber State	2007-10	48	12,274
3. Jamie Martin, Weber State	1989-92	41	12,207
4. Travis Brown, Northern Arizona	1996-99	41	11,400
5. Dave Dickenson, Montana	1992-95	35	11,080
6. Doug Nussmeier, Idaho	1990-93	39	10,824
7. Travis Lulay, Montana State	2002-05	47	10,746
8. Jason Murrietta, Northern Arizona	2003-06	46	10,726
T9. John Friesz, Idaho	1986-89	35	10,697
T9. Greg Wyatt, Northern Arizona	1986-89	42	10,697
11. Erik Meyer, Eastern Washington	2002-05	42	10,261

### SEASON LEADERS - (BASED ON YARDAGE)

Name, School	Season	Games	Yards
1. Cameron Higgins, Weber State	2008	14	4,477
2. Dave Dickenson, Montana	1995	11	4,176
3. Jamie Martin, Weber State	1991	11	4,125
4. John Friesz, Idaho	1989	11	4,041
5. Erik Meyer, Eastern Washington	2005	12	4,003
6. Matt Nichols, Eastern Washington	2009	12	3,830
7. Craig Ochs, Montana	2004	15	3,804
8. Matt Nichols, Eastern Washington	2007	13	3,744
9. Erik Meyer, Eastern Washington	2004	13	3,707
10. Jamie Martin, Weber State	1990	11	3,700
11. John Friesz, Idaho	1987	11	3,677

**PSU's DREW HUBEL THREW FOR 623 YARDS AGAINST EWU IN 2008.**



### SINGLE-GAME BESTS - (BASED ON TOTAL YARDS)

Name, School	Opponent, Season	Att.-Comp.-Int.	Pct.	Yards	TD
1. Jamie Martin, Weber State	vs. Idaho State, '91	62-47-2	.758	624	4
2. Drew Hubel, Portland State	vs. Eastern Washington, '08	73-44-0	.603	623	5
3. Vern Harris, Idaho State	vs. Montana, '85	67-31-3	.462	589	2
4. Michael Herrick, Northern Arizona	vs. Eastern Washington '09	65-47-2	.723	574	4
5. Brian Ah Yat, Montana	vs. Eastern Washington, '96	48-32-2	.667	560	4
6. Dave Dickenson, Montana	vs. Idaho, '95	72-43-2	.597	558	5
7. Kevin McCarthy, Idaho State	vs. Southern Utah, '99	68-37-1	.544	553	5
8. Jimmy Blanchard, Portland State	vs. Montana, '99	47-28-0	.595	550	3
9. Jamie Martin, Weber State	vs. Montana State, '92	58-40-2	.690	547	5
10. Brad Otton, Weber State	vs. Northern Arizona, '93	25-44-0	.568	540	6

### SEASON ANNUAL CHAMPIONS — (BASED ON YARDS PER GAME AVERAGE)

Name, School	Season	G	Att.-Comp.-Int.	Pct.	Yards	TD	Comp/ Game	Yards/ Game
Lynn Smith, Weber State	1963	9	158-66-6	.487	1,185	8	8.6	131.7
Mike Monahan, Idaho	1964	10	147-60-8	.408	965	6	6.0	96.5
Tim Jones, Weber State	1965	9	108-57-7	.528	848	8	6.3	94.2
Tim Jones, Weber State	1966	9	226-130-13	.575	1,737	11	14.4	193.0
Paul Waite, Weber State	1967	10	218-107-8	.490	1,212	7	10.7	121.2
Steve Olson, Idaho	1968	10	365-183-21	.501	2,591	19	18.3	259.1
Jerry Dunne, Idaho State	1969	8	262-120-11	.458	1,570	16	15.0	196.3
Jerry Dunne, Idaho State	1970	8	175-72-14	.411	1,018	8	9.0	127.3
Eric Guthrie, Boise State	1971	11	322-147-15	.457	2,147	19	13.4	195.2
Tom Lee, Idaho State	1972	10	266-111-24	.417	1,588	13	11.1	158.8
Jim McMillan, Boise State	1973	11	179-110-5	.615	1,525	17	10.0	138.6
Jim McMillan, Boise State	1974	10	313-192-15	.613	2,900	33	19.2	+290.0
Greg Stern, Boise State	1975	11	219-134-10	.612	2,000	15	12.2	181.8
Rod Bockwoldt, Weber State	1976	11	313-183-22	.588	2,268	17	16.6	206.2
Morris Bledsoe, Weber State	1977	10	262-138-10	.529	1,895	9	13.8	189.5
Morris Bledsoe, Weber State	1978	11	304-175-13	.576	2,128	14	15.9	193.4
Joe Aliotti, Boise State	1979	11	219-144-7	.658	1,870	19	13.1	170.0
Mike Machurek, Idaho State	1980	11	390-196-16	.503	2,397	16	17.8	217.9
Mike Machurek, Idaho State	1981	9	313-188-11	.601	2,752	22	20.9	#305.8
Ken Hobart, Idaho	1982	11	418-221-8	.528	3,058	24	20.1	278.0
Ken Hobart, Idaho	1983	1	477-268-19	.562	3,618	32	24.4	#328.9
Kelly Bradley, Montana State	1984	11	499-289-20	.579	3,508	30	26.7	318.9
Dave Stireman, Weber State	1985	11	378-206-18	.545	3,247	23	18.7	295.2
Brent Pease, Montana	1986	10	440-241-13	.548	3,056	30	24.1	305.6
John Friesz, Idaho	1987	11	502-311-14	.620	3,677	28	28.3	334.3
John Friesz, Idaho	1988	10	397-220-17	.554	2,874	18	22.0	#287.4
John Friesz, Idaho	1989	11	425-260-8	.611	4,041	31	23.6	#367.4
Jamie Martin, Weber State	1990	11	428-256-15	.598	3,700	23	23.3	#336.4
Jamie Martin, Weber State	1991	11	500-310-17	.620	4,125	35	28.2	#375.0
Jamie Martin, Weber State	1992	11	463-282-14	.609	3,207	20	25.6	291.5
Dave Dickenson, Montana	1993	11	390-262-9	.672	3,640	32	23.8	330.9
Dave Dickenson, Montana	1994	9	336-229-6	.681	3,053	24	25.4	#339.2
Dave Dickenson, Montana	1995	11	455-309-9	.679	4,176	38	28.1	#379.6
Brian Ah Yat, Montana	1996	11	432-265-16	.613	3,615	42	24.1	#328.6
Aaron Flowers, Cal State Northridge	1997	9	404-255-10	.631	3,226	24	28.3	#358.4
Brian Ah Yat, Montana	1998	10	386-278-15	.642	2,952	26	27.8	295.2
Drew Miller, Montana	1999	10	368-240-8	.652	3,461	32	24.0	346.1
Drew Miller, Montana	2000	8	286-190-6	.664	2,439	14	23.8	304.9
Juston Wood, Portland State	2001	11	366-218-5	.596	3,200	23	19.8	291.9
Josh Blankenship, Eastern Washington	2002	11	418-250-7	.598	3,243	30	22.7	294.8
Jason Murrietta, Northern Arizona	2003	13	412-243-12	.590	3,472	29	18.7	267.1
Travis Lulay, Montana State	2004	11	490-269-9	.549	3,485	15	24.4	316.8
Erik Meyer, Eastern Washington	2005	12	410-269-5	.656	4,003	30	22.4	333.6
Jason Murrietta, Northern Arizona	2006	11	329-214-5	.650	2,827	34	19.5	257.0
Matt Nichols, Eastern Washington	2007	13	440-280-9	.636	3,744	34	21.5	288.0
Cameron Higgins, Weber State	2008	14	465-305-13	.656	4,477	36	21.8	319.8
Matt Nichols, Eastern Washington	2009	12	458-298-6	.650	3,830	33	24.8	319.2
DeNarius McChee, Montana State*	2010	12	227-362-6	.627	3,163	23	18.9	263.6

#Indicates FCS Leader, +Indicates NCAA Division II Leader, \*Indicates Still Active




**AARON FLOWERS OF CAL STATE NORTHRIDGE LED THE NATION IN PASSING OFFENSE IN 1997.**

# INDIVIDUAL CAREER & SEASON BESTS

## RUSHING

### CAREER BESTS - (BASED ON YARDS PER GAME AVERAGE)


Name, School	Seasons	G	Rushes	Yards	TD	Yds/Rush	Yds/Gm
1. Charles Roberts, Sacramento State	1997-00	41	1,124	6,553	57	5.8	159.83
2. Frank Hawkins, Nevada	1979-80	22	610	3,402	24	5.6	154.64
3. Archie Amerson, Northern Arizona	1995-96	22	526	3,196	37	6.1	145.27
4. Charles Dunn, Portland State	1997-00	44	1,098	6,007	54	5.5	136.52
5. Jesse Chatman, Eastern Washington	1999-01	31	627	4,173	48	6.7	134.61
6. Sherriden May, Idaho	1991-94	33	689	3,748	50	5.4	113.58
7. Chris Jackson, Boise State	1986-87	16	302	1,805	17	6.0	112.81
8. Ryan Fuqua, Portland State	2001-04	43	915	4,730	41	5.2	110.00
9. Lee White, Weber State	1965-67	28	648	3,062	34	4.7	109.36
10. Johnnie Gray, Weber State	2000-01	20	442	2,167	22	4.9	108.35
11. Trevyn Smith, Weber State	2006-09	47	996	5,029	43	5.1	107.00
12. Charvez Foger, Nevada	1985-88	42	854	4,484	52	5.3	106.76
13. Fine Unga, Weber State	1987-88	22	406	2,298	19	5.7	104.45
14. Yo Humphery, Montana	1998-01	39	746	4,070	43	5.5	104.36
15. Don Hass, Montana State	1965-67	29	574	2,954	29	5.1	101.86
16. Cedric Minter, Boise State	1977-80	44	752	4,475	37	6.0	101.70



CHARLES ROBERTS AVERAGED **159.83** RUSHING YARDS PER GAME IN HIS CAREER AT SACRAMENTO STATE.

### SEASON BESTS - (BASED ON YARDS PER GAME AVERAGE)

Name, School	Season	G	Rushes	Yards	TD	Yds/Rush	Yds/Gm
1. Charles Roberts, Sacramento State	1998	11	386	2,260	19	5.9	#205.45
2. Jesse Chatman, Eastern Washington	2001	11	285	2,096	24	7.4	#190.55
3. Archie Amerson, Northern Arizona	1996	11	333	2,079	25	6.2	#189.00
4. Charles Roberts, Sacramento State	1999	11	303	2,082	22	6.8	#188.54
5. Charles Dunn, Portland State	2000	11	302	1,792	21	5.9	#162.90
6. Frank Hawkins, Nevada	1980	11	307	1,719	9	5.2	#156.27
7. Joe Rubin, Portland State	2005	11	345	1,702	17	4.9	154.72
8. Frank Hawkins, Nevada	1979	11	293	1,683	13	5.7	#153.00
9. Don Hass, Montana State	1966	10	256	1,499	20	5.7	149.90
10. Rex Prescott, Eastern Washington	1997	10	212	1,494	12	7.0	149.40
11. Morgan Welch, Weber State	1998	11	305	1,629	13	5.3	148.09
12. Charles Roberts, Sacramento State	2000	11	296	1,624	14	5.5	147.60
13. Taiwan Jones, Eastern Washington	2010	12	221	1,742	14	7.9	145.16
14. Ryan Fuqua, Portland State	2001	11	210	1,586	15	7.6	*144.18
15. Johnnie Gray, Weber State	2001	11	305	1,571	15	5.2	142.82
16. Charles Dunn, Portland State	1998	11	291	1,561	9	5.4	141.91



EASTERN WASHINGTON'S TAIWAN JONES AVERAGED **145.16** RUSHING YARDS PER GAME IN 2010.

### CAREER RUSHING LEADERS - (BASED ON YARDAGE)

Name, School	Seasons	Games	Yards
1. Charles Roberts, Sacramento State	1997-00	41	6,553
2. Charles Dunn, Portland State	1997-00	44	6,007
3. Trevyn Smith, Weber State	2006-09	47	5,029
4. Charvez Foger, Nevada	1985-88	42	4,484
5. Cedric Minter, Boise State	1977-80	44	4,475
6. Jesse Chatman, E. Washington	1999-01	31	4,173
7. Chase Reynolds, Montana	2007-10	52	4,057
8. Lex Hilliard, Montana	2003-07	49	4,016
9. Sherriden May, Idaho	1991-94	33	3,748
10. Ryan Fuqua, Portland State	2001-03	33	3,709
11. Ryan Johnson, Montana State	1999-02	41	3,646
12. Chris Thomas, Boise State	1988-91	44	3,493
13. Alex Henderson, Northern Arizona	2006-09	39	3,471
14. Josh Barnett, Idaho State	2004-07	40	3,412
15. Frank Hawkins, Nevada	1979-80	22	3,402

### SEASON RUSHING LEADERS - (BASED ON YARDAGE)

Name, School	Season	Games	Yards
1. Charles Roberts, Sacramento State	1998	11	2,260
2. Jesse Chatman, Eastern Washington	2001	11	2,096
3. Charles Roberts, Sacramento State	1999	11	2,082
4. Archie Amerson, Northern Arizona	1996	11	2,079
5. Charles Dunn, Portland State	2000	11	1,792
6. Taiwan Jones, Eastern Washington	2010	12	1,742
7. Frank Hawkins, Nevada	1980	11	1,719
8. Joe Rubin, Portland State	2005	11	1,702
9. Frank Hawkins, Nevada	1979	11	1,683
10. Nick Choumos, Weber State	2003	12	1,649
11. Morgan Welch, Weber State	1998	11	1,629
12. Charles Roberts, Sacramento State	2000	11	1,624
13. Trevyn Smith, Weber State	2008	14	1,585
14. Chase Reynolds, Montana	2008	16	1,573
15. Charles Dunn, Portland State	1998	11	1,561

#Indicates NCAA FCS Leader, +Indicates NCAA Division II Leader, \*Indicates Still Active

# INDIVIDUAL CAREER & SEASON BESTS

## RUSHING

### RUSHING SINGLE-GAME BESTS - (BASED ON TOTAL YARDS)



**PORTLAND STATE'S RYAN FUQUA RUSHED FOR 393 YARDS AGAINST EASTERN WASHINGTON IN 2001.**

Name, School	Opponent, Season	Rushes	Yards	TD
1. Charles Roberts, Sacramento State	vs. Idaho State, '99	39	409	5
2. Ryan Fuqua, Portland State	vs. Eastern Washington, '01	46	393	3
3. Joe Rubin, Portland State	vs. Northern Colorado, '05	47	356	5
4. Russell Davis, Idaho	vs. Portland State, '81	20	345	4
5. Charles Dunn, Portland State	vs. Hofstra, '00	39	324	3
6. Jim Smith, Northern Arizona	vs. Cal State Northridge, '73	27	322	4
7. Lucius Floyd, Nevada	vs. Montana State, '86	17	305	4
8. Jesse Chatman, Eastern Washington	vs. Sacramento State, '01	39	298	4
Don Hass, Montana State	vs. Weber State, '67	34	298	2
10. Archie Amerson, Northern Arizona	vs. Portland State, '96	39	289	3
11. Anthony Corley, Nevada	vs. Weber State, '82	39	282	3
12. Archie Amerson, Northern Arizona	vs. Weber State, '96	32	281	7
13. Markeith Ross, Weber State	vs. Nevada, '93	36	280	3
14. Jesse Chatman, Eastern Washington	vs. Cal State Northridge, '01	28	277	5
Charles Roberts, Sacramento State	vs. Montana State, '99	28	277	4
16. Lee White, Weber State	vs. Idaho, '67	44	276	3
17. Nick Whitworth, Idaho State	vs. Fort Lewis, '99	25	273	2
18. Rex Prescott, Eastern Washington	vs. Northern Arizona, '97	25	272	3
19. Ryan Johnson, Montana State	vs. Idaho State, '01	36	271	3
Markeith Ross, Weber State	vs. Southern Utah, '93	39	271	4
Alfredo Anderson, Idaho State	vs. Montana State, '94	41	271	2
22. Marcus King, Northern Arizona	vs. Portland State, '01	46	270	1
Ryan Fuqua, Portland State	vs. Cal State Northridge	31	270	3
24. Charles Dunn, Portland State	vs. Cal State Northridge, '00	40	270	3
25. Charles Roberts, Sacramento State	vs. Northern Arizona, '98	42	269	2



**MONTANA STATE'S WAYNE EDWARDS LED THE BIG SKY IN RUSHING YARDS PER GAME IN 1972.**

### SEASON ANNUAL CHAMPIONS — (BASED ON YARDS PER GAME AVERAGE)

Name, School	Season	G	R	Yards	TD	Y/R	Yds/Gm
Don Sundling, Montana State	1963	9	105	672	0	6.4	74.7
Dave Miller, Montana State	1964	10	159	688	4	4.3	68.8
Ray McDonald, Idaho	1965	10	213	1,002	15	4.7	100.2
Don Hass, Montana State	1966	10	256	1,499	20	5.7	149.9
Lee White, Weber State	1967	10	284	1,378	9	4.9	137.8
Paul Schafer, Montana State	1968	10	277	1,199	10	4.3	119.9
Sam Gibson, Weber State	1969	10	223	987	12	4.4	98.7
Arnie Blancas, Montana	1970	10	159	855	8	5.4	85.5
Steve Caputo, Montana	1971	11	185	1,253	6	6.7	113.9
Wayne Edwards, Montana State	1972	11	168	839	5	4.9	76.3
Jim Smith, Northern Arizona	1973	10	243	1,265	11	5.1	126.5
Steve Kracher, Montana State	1974	10	160	1,034	9	6.5	103.4
Steve Kracher, Montana State	1975	10	299	1,387	7	4.6	138.7
Carl Golden, Northern Arizona	1976	9	163	731	6	4.5	81.2
Delmar Jones, Montana State	1977	10	200	1,050	9	5.3	105.0
Cedric Minter, Boise State	1978	11	258	1,526	9	5.9	138.7
Frank Hawkins, Nevada	1979	11	293	1,683	13	5.7	#153.0
Frank Hawkins, Nevada	1980	11	307	1,719	9	5.2	#156.3
Russell Davis, Idaho	1981	10	140	1,117	11	8.0	111.7
Anthony Corley, Nevada	1982	11	227	1,198	6	5.3	108.9
Anthony Corley, Nevada	1983	9	231	1,006	6	4.4	111.8
Jon Francis, Boise State	1984	11	234	1,025	9	4.4	93.2
Charvez Fogar, Nevada	1985	10	179	1,241	14	6.9	124.1
Lucius Floyd, Nevada	1986	11	159	1,066	9	6.7	96.9

Name, School	Season	G	R	Yards	TD	Y/R	Yds/Gm
Chris Jackson, Boise State	1987	11	202	1,273	1	6.3	115.7
Charvez Fogar, Nevada	1988	11	298	1,284	12	4.3	116.7
Dominic Corr, E. Washington	1989	9	181	796	5	4.4	88.5
Devon Pearce, Idaho	1990	11	267	1,393	15	5.2	126.6
Geoff Mitchell, Weber State	1991	11	239	1,170	24	4.9	106.4
Sherriden May, Idaho	1992	11	237	1,111	21	4.7	101.0
Sherriden May, Idaho	1993	11	221	1,267	20	5.7	115.2
Sherriden May, Idaho	1994	11	231	1,370	9	5.9	124.6
Alfredo Anderson, Idaho State	1995	11	208	1,192	11	5.7	108.3
Archie Amerson, N. Arizona	1996	11	333	2,079	25	6.2	189.0
Rex Prescott, E. Washington	1997	10	212	1,494	12	7.0	149.4
Charles Roberts, Sac State	1998	11	386	2,260	19	5.9	#205.5
Charles Roberts, Sac State	1999	11	303	2,082	22	6.8	#188.5
Charles Dunn, Portland State	2000	11	302	1,792	21	5.9	162.9
Jesse Chatman, E. Washington	2001	11	285	2,096	24	7.4	#190.5
Ryan Fuqua, Portland State	2002	11	305	1,283	10	4.2	116.6
Nick Chourmos, Weber State	2003	12	297	1,649	13	5.6	137.4
Ryan Fuqua, Portland State	2004	10	193	1,021	9	5.3	102.1
Ryan Fuqua, Portland State	2005	11	345	1,702	17	4.9	154.7
Trevyn Smith, Weber State	2006	11	205	1,129	8	5.5	102.6
Trevyn Smith, Weber State	2007	11	262	1,314	7	5.0	119.5
Trevyn Smith, Weber State	2008	14	295	1,585	21	5.4	113.2
Alex Henderson, N. Arizona	2009	11	253	1,166	12	5.2	106.0
Taiwan Jones, E. Washington	2010	12	221	1,742	14	7.9	145.2


#Indicates NCAA FCS Leader, +Indicates NCAA Division II Leader, \*Indicates Still Active

# INDIVIDUAL CAREER & SEASON BESTS

## ALL-PURPOSE

CAREER BESTS - (BASED ON YARDS PER GAME AVERAGE)

Name, School	Seasons	G	Rush Yards	Rec Yards	PR Yards	KO Yards	Total Yards	Yds/ Game
1. Archie Amerson, Northern Arizona	1995-96	22	3,196	484	0	382	4,062	184.64
2. Aaron Woods, Portland State	2008-09	22	17	1,563	95	2,222	3,897	177.14
3. Charles Roberts, Sacramento State	1997-00	41	6,553	382	12	165	7,112	173.46
4. Fine Unga, Weber State	1987-88	22	2,298	391	7	967	3,663	166.50
5. Frank Hawkins, Nevada	1979-80	22	3,402	172	0	0	3,574	162.45
6. Taiwan Jones, E. Washington	2008-10	31	2,955	906	29	1,134	5,024	162.06
7. Ryan Fuqua, Portland State	2001-04	43	4,730	819	0	982	5,183	157.06
8. Charles Dunn, Portland State	1997-00	44	6,007	626	0	0	6,633	150.75
9. Treاملة Taylor, Nevada	1989-90	22	0	1,926	662	687	3,275	148.86
10. Fred Amey, Sacramento State	2001-04	43	34	4,049	573	1,687	6,343	147.51
11. Chris Jackson, Boise State	1986-87	16	1,805	388	0	167	2,360	147.50
12. Sam Gipson, Weber State	1968-69	19	1,722	252	0	692	2,667	140.37
13. Ed Bell, Idaho State	1967-69	24	28	2,679	169	474	3,341	139.21
14. Pete Mandley, Northern Arizona	1979-83	43	436	2,599	901	1,986	5,922	137.72
15. Roger Robinson, Northern Arizona	2003-04	22	2,015	548	67	381	3,011	136.86



ROGER ROBINSON AVERAGED **136.86** ALL-PURPOSE YARDS PER GAME IN 2003-04.

SEASON BESTS - (BASED ON YARDS PER GAME AVERAGE)

Name, School	Season	G	Rush Yards	Rec Yards	PR Yards	KO Yards	Total Yards	Yards/ Game
1. Archie Amerson, Northern Arizona	1996	11	2,079	262	0	91	2,432	221.09
2. Charles Roberts, Sacramento State	1998	11	2,260	79	0	91	2,430	220.91
3. Bryant Eteuati, Weber State	2007	11	19	720	345	1,199	2,283	#207.54
4. Taiwan Jones, Eastern Washington	2010	12	1,742	342	28	309	2,421	201.75
5. Charles Roberts, Sacramento State	1999	11	2,082	108	12	0	2,202	200.20
6. Taiwan Jones, E. Washington	2009	12	1,213	561	0	571	2,345	195.42
7. Merrill Hoge, Idaho State	1985	11	1,041	708	0	364	2,113	192.09
8. Henry Owens, Weber State	1965	9	929	294	222	270	1,715	190.56
9. Tavoy Moore, Idaho State*	2010	11	252	421	275	1,086	2,034	184.90
10. Ed Bell, Idaho State	1969	10	0	1,522	0	321	1,843	184.30
11. Dominic Corr, Eastern Washington	1989	8	711	40	0	720	1,471	183.88
12. K.C. Adams, Boise State	1994	11	1,275	490	216	0	1,981	180.09
13. Pete Mandley, Northern Arizona	1982	11	36	1,067	344	539	1,979	179.91
14. Aaron Woods, Portland State	2008	11	19	1,028	13	908	1,968	178.91
15. Aaron Woods, Portland State	2009	11	-2	535	82	1,314	1,929	175.36
16. Joe Douglass, Montana	1996	11	0	1,469	439	0	1,908	173.45
17. Sherriden May, Idaho	1993	11	1,267	331	0	396	1,894	172.18
18. Rex Prescott, Eastern Washington	1997	10	1,494	223	0	0	1,717	171.70
19. Nick Whitworth, Idaho State	1999	11	1,106	462	0	309	1,877	170.60
20. Fred Amey, Sacramento State	2003	10	0	989	242	458	1,689	168.90
21. Trevyn Smith, Weber State	2008	14	1,585	778	0	0	2,363	168.79
22. Charles Dunn, Portland State	2000	11	1,792	57	0	0	1,849	168.10
23. Fine Unga, Weber State	1987	11	1,032	102	0	652	1,846	167.82
24. Charles Roberts, Sacramento State	2000	11	1,624	136	0	65	1,825	165.90
25. Tony Logan, Nevada	1988	11	0	1,098	311	410	1,819	165.36



IDAHO STATE'S TAVOY MOORE AVERAGED **184.9** ALL-PURPOSE YARDS PER GAME IN 2010.

CAREER ALL-PURPOSE LEADERS - (BASED ON YARDAGE)

Name, School	Seasons	Games	Yards
1. Charles Roberts, Sacramento State	1997-00	41	7,112
2. Charles Dunn, Portland State	1997-00	44	6,633
3. Ryan Fuqua, Portland State	2001-04	43	6,531
4. Trevyn Smith, Weber State	2006-09	47	6,420
5. Fred Amey, Sacramento State	2001-04	43	6,343
6. Eric Kimble, Eastern Washington	2002-05	46	5,934
7. Pete Mandley, Northern Arizona	1979-83	43	5,922
8. Merrill Hoge, Idaho State	1983-86	40	5,453
9. Marc Mariani, Montana	2006-09	52	5,441
10. Orshwante Bryant, Portland State	1997-00	44	5,428
11. Bryant Eteuati, Weber State	2005-08	40	5,326
12. Sherriden May, Idaho	1991-94	44	5,320
13. Cedric Minter, Boise State	1977-80	44	5,316

SEASON ALL-PURPOSE LEADERS - (BASED ON YARDS)

Name, School	Season	Games	Yards
1. Archie Amerson, Northern Arizona	1996	11	2,432
2. Charles Roberts, Sacramento State	1998	11	2,430
3. Taiwan Jones, Eastern Washington	2010	12	2,421
4. Trevyn Smith, Weber State	2008	14	2,363
5. Taiwan Jones, Eastern Washington	2009	12	2,345
6. Bryant Eteuati, Weber State	2007	11	2,283
7. Marc Mariani, Montana	2008	15	2,265
8. Charles Roberts, Sacramento State	1999	11	2,202
9. Marc Mariani, Montana	2009	15	2,185
10. Merrill Hoge, Idaho State	1985	11	2,113
11. Tavoy Moore, Idaho State*	2010	11	2,034
12. K.C. Adams, Boise State	1994	11	1,981
13. Pete Mandley, Northern Arizona	1982	11	1,979
14. Aaron Woods, Portland State	2008	11	1,968

#Indicates NCAA FCS Leader, +Indicates NCAA Division II Leader, \*Indicates Still Active

# INDIVIDUAL CAREER & SEASON BESTS

## ALL-PURPOSE

**MONTANA'S MARC MARIANI (80) AMASSED 389 ALL-PURPOSE YARDS IN A PLAYOFF WIN OVER SOUTH DAKOTA STATE IN 2009. MARIANI MADE THE PRO BOWL AS A ROOKIE IN 2010 WITH THE TENNESSEE TITANS.**



### ALL-PURPOSE SINGLE GAME BESTS - (BASED ON TOTAL YARDS)

Name, School	Opponent, Season	Yards	Name, School	Opponent, Season	Yards
1. Ryan Fuqua, Portland State	vs Eastern Washington, 2001	437	20. Taiwan Jones, Eastern Washington	vs. Nevada, 2010	322
2. Marc Mariani, Montana	vs. South Dakota State, 2009	389	t21. Damon Boddie, Montana	vs Idaho State, 1994	321
3. Bashir Livingston, Eastern Washington	vs Cal State Sacramento, 1998	381	t21. Archie Amerson, Northern Arizona	vs Portland State, 1996	321
4. Treاملة Taylor, Nevada	vs Montana, 1989	372	23. Joe Douglass, Montana	vs Cal State Sacramento, 1996	319
5. Chris Darrington, Weber State	vs Idaho State, 1986	367	24. Tavoy Moore, Idaho State*	vs. Northern Colorado, 2010	318
6. Joe Rubin, Portland State	vs. Northern Colorado, 2005	359	t25. Jesse Chatman, Eastern Washington	vs Sacramento State, 2001	315
7. Jim Smith, Northern Arizona	vs Cal State Northridge, 1973	358	t25. Johnnie Gray, Weber State	vs Montana, 2001	315
8. Jason Anderson, Eastern Washington	vs Montana, 1994	352	27. Marcus King, Northern Arizona	vs Portland State, 2001	313
9. Russell Davis, Idaho	vs Portland State, 1981	347	28. Lucius Floyd, Nevada	vs Montana State, 1986	311
t10. Bryant Eteuati, Weber State	vs. Portland State, 2007	341	29. Joe Douglass, Montana	vs Eastern Washington, 1996	308
t10. Tyrone Taylor, Sacramento State	vs Cal State Northridge, 1997	341	t30. Taiwan Jones, Eastern Washington	vs. Montana, 2010	305
12. Henry Owens, Weber State	vs Western State, 1965	337	t30. Mike Jefferson, Montana State	vs. Idaho State, 2006	305
13. Charles Dunn, Portland State	vs Hofstra, 2000	336	t32. Anthony Corley, Nevada	vs Weber State, 1982	304
14. Bo Bolen, Weber State	vs. Portland State, 2010	333	t32. Tony Logan, Nevada	vs Boise State, 1988	304
15. Ryan Fuqua, Portland State	vs Fresno State, 2003	331	t34. Lee White, Weber State	vs Idaho, 1967	301
16. Aaron Woods, Portland State	vs. Weber State, 2009	330	t34. David Lang, Northern Arizona	vs Nevada, 1989	301
17. Jesse Chatman, Eastern Washington	vs Cal State Northridge, 2001	324	36. Yo Humphery, Montana	vs Weber State, 2001	300
t18. Shaun Bodiford, Portland State	vs. Montana State, 2005	323			
t18. Tavoy Moore, Idaho State*	vs. Montana, 2010	323			

### SEASON ANNUAL CHAMPIONS - (BASED ON YARDS PER GAME AVERAGE, SINCE 1977)

Name, School	Season	G	Rush Yards	Rec. Yards	PR Yards	KO Yards	Total Yards	Yards Game
Monty Bullerick, Montana	1977	10	1,022	137	0	19	1,178	117.8
Allan Clark, Northern Arizona	1978	10	1,366	140	0	0	1,506	150.6
Frank Hawkins, Nevada	1979	11	1,683	123	0	0	1,806	164.1
Frank Hawkins, Nevada	1980	11	1,719	49	0	0	1,768	160.7
Dwain Wilson, Idaho State	1981	10	459	555	0	398	1,412	141.2
Pete Mandley, Northern Arizona	1982	11	36	1,067	344	532	1,979	179.9
Pete Mandley, Northern Arizona	1983	10	50	841	367	387	1,645	164.5
Merril Hoge, Idaho State	1984	11	900	529	0	0	1,429	129.9
Merril Hoge, Idaho State	1985	11	1,041	708	0	364	2,113	192.1
Merril Hoge, Idaho State	1986	11	631	399	1	641	1,672	152.0
Fine Unga, Weber State	1987	11	1,032	162	0	652	1,846	167.8
Tony Logan, Nevada	1988	11	0	1,098	311	410	1,819	165.4
Dominic Corr, Eastern Washington	1989	9	796	52	0	807	1,655	#183.9
Treamelle Taylor, Nevada	1990	11	0	893	388	446	1,727	157.0
Bryan Reeves, Nevada	1991	10	1	931	329	268	1,529	152.9
Sherriden May, Idaho	1992	11	1,111	362	0	147	1,620	147.3
Sherriden May, Idaho	1993	11	1,267	331	0	296	1,894	172.2
K.C. Adams, Boise State	1994	11	1,275	490	216	0	1,981	180.1
Alfredo Anderson, Idaho State	1995	11	1,192	393	10	218	1,813	164.8
Archie Amerson, Northern Arizona	1996	11	2,079	262	0	91	2,432	221.1
Rex Prescott, Eastern Washington	1997	10	1,494	223	0	0	1,717	171.7
Charles Roberts, Sacramento State	1998	11	2,260	79	0	91	2,430	220.9
Charles Roberts, Sacramento State	1999	11	2,082	108	12	0	2,202	200.2
Charles Dunn, Portland State	2000	11	1,792	57	0	0	1,849	168.1
Jesse Chatman, Eastern Washington	2001	11	2,096	424	0	0	2,520	229.1
Fred Amey, Sacramento State	2002	11	31	989	278	514	1,812	164.7
Fred Amey, Sacramento State	2003	10	0	989	242	458	1,689	168.9
Roger Robinson, Northern Arizona	2004	11	907	356	67	381	1,711	155.5
Joe Rubin, Portland State	2005	11	1,702	79	0	0	1,781	161.9
Alex Henderson, Northern Arizona	2006	11	1,016	215	0	158	1,389	126.3
Bryant Eteuati, Weber State	2007	11	19	720	345	1,199	2,283	#207.5
Aaron Woods, Portland State	2008	11	19	1,028	13	908	1,968	178.9
Taiwan Jones, Eastern Washington	2009	12	1,213	561	0	571	2,345	195.4
Taiwan Jones, Eastern Washington	2010	12	1,742	342	28	309	2,421	201.75

#Indicates NCAA FCS Leaders, +Indicates NCAA Division II Leader, \*Indicates Still Active



**SACRAMENTO STATE'S FRED AMEY LED THE BIG SKY IN ALL-PURPOSE YARDS IN 2003 AND 2004.**

# INDIVIDUAL CAREER & SEASON BESTS

## RECEIVING

### CAREER BESTS - (BASED ON RECEPTIONS PER GAME AVERAGE)

Name, School	Seasons	G	Rec.	Yards	TD	Yds/Rec	Rec/Gm
1. Jerry Hendren, Idaho	1967-69	30	230	3,435	27	14.9	7.67
2. Drew Amerson, CS Northridge	1999-00	20	142	1,711	15	12.0	7.10
3. Rick Gatewood, Montana State	2004-05	19	131	1,759	13	13.4	6.89
4. Ed Bell, Idaho State	1967-69	25	172	2,676	30	15.6	6.88
5. Eric Yarber, Idaho	1984-85	19	129	1,920	17	14.9	6.79
6. Joe Douglass, Montana	1995-96	22	145	2,301	25	15.9	6.59
7. Kasey Dunn, Idaho	1988-91	42	268	3,847	25	14.4	6.38
8. Tremayne Kirkland, Portland State	2006-07	20	122	1,592	17	13.0	6.10
9. Alex Watson, Northern Arizona	2004-07	32	195	2,194	23	11.3	6.09
10. Fred Amey, Sacramento State	2001-04	43	248	4,049	27	16.3	5.77
11. Don Hutt, Boise State	1970-73	33	189	2,728	30	14.4	5.73
12. Eddie Thompson, Idaho State	2004-08	39	219	2,400	11	11.0	5.62
13. Bryan Calder, Nevada	1984-86	28	155	2,559	22	16.5	5.54
t14. Eric Kimble, Eastern Washington	2002-05	46	253	4,140	46	16.4	5.50
t14. Treamelle Taylor, Nevada	1989-90	22	121	1,926	15	15.9	5.50
16. Junior Adams, Montana State	2001-02	20	106	1,635	14	15.4	5.30
17. Neosia Morris, Idaho	1986-87	21	111	1,257	7	11.3	5.29
18. Aaron Boyce, E. Washington	2006-09	42	222	3,330	29	15.0	5.28
19. Phil Tuckett, Weber State	1966-67	18	95	1,214	10	12.8	5.28
20. Hendricks Johnson, N. Arizona	1990-91	21	110	1,950	17	17.7	5.24
21. Aaron Arnold, Cal State Northridge	1996-99	36	186	1,893	26	10.1	5.17
22. Shawn Collins, Northern Arizona	1985-88	39	201	2,746	25	13.8	5.15
23. Scott Auker, Idaho	1983-85	33	170	2,020	9	11.9	5.15
24. Kyle Gary, Idaho	1993-94	22	112	1,762	16	15.7	5.09
25. Orshawante Bryant, Portland State	1997-00	44	223	3,449	26	15.5	4.97



NORTHERN ARIZONA'S ALEX WATSON AVERAGED 6.09 CATCHES PER GAME IN HIS CAREER.

### SEASON BESTS - (BASED ON RECEPTIONS PER GAME AVERAGE)

Name, School	Season	G	Rec.	Yards	TD	Yds/Rec	Rec/Gm
1. Ed Bell, Idaho State	1969	10	96	1,522	20	15.9	#9.60
2. Jerry Hendren, Idaho	1969	10	95	1,452	12	15.3	9.50
3. David Romines, CS Northridge	1996	10	87	1,300	12	14.9	#8.70
4. Jerry Hendren, Idaho	1968	10	86	1,457	14	16.9	8.60
5. Alfred Pupunu, Weber State	1991	11	93	1,204	12	12.9	#8.45
6. Tremayne Kirkland, Portland State	2007	10	84	1,059	10	12.6	8.40
7. Peter Macon, Weber State	1989	11	92	1,047	6	12.1	#8.36
8. Kasey Dunn, Idaho	1990	11	88	1,164	7	13.2	#8.00
9. Drew Amerson, CS Northridge	2000	9	71	817	10	11.5	7.89
10. Kasey Dunn, Idaho	1991	11	85	1263	6	14.9	7.72
11. Eddie Thompson, Idaho State	2007	11	83	907	6	10.9	7.55
12. Eric Yarber, Idaho	1985	10	75	1,103	10	14.7	7.50
t13. Joe Douglass, Montana	1996	11	82	1,469	18	17.9	7.50
t13. Alex Watson, Northern Arizona	2006	11	82	1,017	15	12.4	7.50
15. Ed Bell, Idaho State	1969	9	67	1,086	10	16.2	7.44
16. Scott Auker, Idaho	1985	11	80	827	4	10.3	7.27
17. Eric Kimble, Eastern Washington	2005	12	87	1,419	12	16.3	7.25
18. Mike Trevathan, Montana	1990	10	71	1,006	7	14.2	7.10
19. Jerome Henry, Cal State Northridge	1997	10	71	827	8	11.7	7.10
20. Craig Slama, Weber State	1985	11	77	1,290	9	16.8	7.00
21. Pokey Eckford, Weber State	1995	11	77	1,074	6	13.9	7.00
t22. Tony Washington, Sacramento State	2008	12	83	1,279	12	15.4	6.92
t22. Tim Toone, Weber State	2009	12	83	1,104	10	13.3	6.92
t24. Mario D'Ambrosio, Portland State	2880	11	76	900	9	11.8	6.91
t24. Mike Wilson, Boise State	1992	11	76	913	2	12.0	6.91
t24. Fred Amey, Sacramento State	2004	11	76	1,186	6	15.6	6.91
27. Ed Berry, Northern Arizona	2009	11	75	1,075	7	14.3	6.81
28. Brian Salonen, Montana	1983	10	68	832	9	12.2	6.80
29. Francis St. Paul, Northern Arizona	1999	10	67	987	13	14.7	6.70
30. Ricky Pearsall, Northern Arizona	1997	9	60	765	1	12.8	6.67



IDAHO STATE'S EDDIE THOMPSON AVERAGED 7.55 CATCHES PER GAME IN 2007.

#Indicates NCAA FCS Leaders, +Indicates NCAA Division II Leader, \*Indicates Still Active

# INDIVIDUAL CAREER & SEASON BESTS

## RECEIVING

### CAREER LEADERS - (BASED ON RECEPTIONS)

Name, School	Seasons	Games	Rec.
1. Kasey Dunn, Idaho	1988-91	42	268
2. Eric Kimble, Eastern Washington	2002-05	46	253
3. Fred Amey, Sacramento State	2001-04	43	248
4. Orshwante Bryant, Portland State	1997-00	44	233
5. Jerry Hendren, Idaho	1967-69	30	230
6. Aaron Boyce, Eastern Washington	2006-09	42	222
7. Eddie Thompson, Idaho State	2004-08	39	219
t8. Tim Toone, Weber State	2006-09	45	206
t8. Trevor Shaw, Weber State	1989-93	43	206
10. Shawn Collins, Northern Arizona	1985-88	39	201
t11. Alex Watson, Northern Arizona	2004-07	32	195
t11. Aaron Arnold, Cal State Northridge	1996-99	36	195

### SEASON LEADERS - (BASED ON RECEPTIONS)

Name, School	Season	Games	Rec.
1. Ed Bell, Idaho State	1969	10	96
2. Jerry Hendren, Idaho	1969	10	95
3. Alfred Pupunu, Weber State	1991	11	93
4. Peter Macon, Weber State	1989	11	92
5. Kasey Dunn, Idaho	1990	11	88
t6. Eric Kimble, Eastern Washington	2005	12	87
t6. David Romines, Cal State Northridge	1996	10	87
8. Jerry Hendren, Idaho	1968	10	86
t9. Aaron Boyce, Eastern Washington	2007	13	85
t9. Kasey Dunn, Idaho	1991	11	85
10. Tim Toone, Weber State	2008	14	84
t11. Tim Toone, Weber State	2009	12	83
t11. Eric Kimble, Eastern Washington	2004	13	83



EWU's AARON BOYCE CAUGHT 17 PASSES AGAINST MONTANA IN 2007.

### SINGLE GAME BESTS - (BASED ON RECEPTIONS)

Name, School	Opponent, Season	Rec.	Yards	TD	Yds./Rec
1. David Prandt, Montana State	vs Eastern Washington, 1985	21	169	1	8.0
2. Rick Gatewood, Montana State	vs. Portland State, 2005	19	196	2	10.3
3. David Romines, Cal State Northridge	vs UC-Davis, 1996	18	219	3	12.2
t4. Aaron Boyce, Eastern Washington	vs. Montana, 2007	17	232	1	13.6
t4. Jerry Hendren, Idaho	vs Southern Mississippi, 1969	17	238	4	14.0
t4. Eddie Thompson, Idaho State	vs. Idaho, 2008	17	120	1	7.1
7. Mario D'Ambrosio, Porand State	vs. Eastern Washington	16	192	3	12.0
t8. Don Hutt, Boise State	vs UC-Davis, 1973	15	227	1	15.1
t8. Jerry Hendren, Idaho	vs Idaho State, 1968	15	222	1	14.8
t8. Ed Bell, Idaho State	vs Montana, 1969	15	167	2	11.1
t8. Alfred Pupunu, Weber State	vs Idaho State, 1991	15	166	2	11.1
t8. Jerome Henry, Cal State Northridge	vs Sacramento State, 1997	15	177	2	11.8
t8. Josh Paffhausen, Montana	vs St. Mary's, 1997	15	175	2	11.7
t8. Drew Amerson, Cal State Northridge	vs Weber State, 1999	15	147	1	9.8
t6. Phil Swan, Weber State	vs Utah State, 1980	15	125	0	6.3
t6. Fred Amey, Sacramento State	vs Eastern Washington, 2004	15	156	1	10.4

## SEASON ANNUAL CHAMPIONS - (BASED ON RECEPTIONS PER GAME AVERAGE)



NAU's SHAWN COLLINS AVERAGED 5.4 CATCHES PER GAME IN 1988. HE WAS DRAFTED IN THE FIRST ROUND OF THE 1989 NFL DRAFT.

Name, School	Season	G	Rec	Yards	TD	Yds/Rec	Rec/Gm
Lynn Corbridge, Weber State	1963	9	23	336	2	14.6	2.6
Joe Chapman, Idaho	1964	10	20	508	3	25.4	2.0
Terry Bergren, Montana	1965	10	24	269	0	11.2	2.4
Phil Tuckett, Weber State	1966	9	52	738	6	14.2	5.8
Jerry Hendren, Idaho	1967	10	49	526	1	10.7	4.9
Jerry Hendren, Idaho	1968	10	86	1,457	14	16.9	8.6
Ed Bell, Idaho State	1969	10	96	1,522	20	15.9	+9.6
Terry Moreland, Idaho	1970	10	46	476	1	10.3	4.6
Don Hutt, Boise State	1971	10	66	928	8	14.1	6.6
Don Hutt, Boise State	1972	10	58	824	9	14.2	5.8
Don Hutt, Boise State	1973	10	63	964	13	15.3	6.3
Mike Holton, Boise State	1974	11	64	1,080	13	16.9	5.8
John Smith, Boise State	1975	11	45	854	11	19.0	4.1
Tommy Coleman, Weber State	1976	11	42	537	2	12.8	3.8
Terry Hutt, Boise State	1977	11	56	1,032	6	18.4	5.1
Randy Jordan, Weber State	1978	11	62	1,078	9	17.3	5.6
Jim Hard, Montana	1979	10	47	722	7	15.4	4.7
Rod Childs, Idaho State	1980	11	41	640	3	15.6	3.7
Dwain Wilson, Idaho State	1981	10	61	556	1	9.1	6.1
Dennis Rogan, Weber State	1982	10	46	339	1	7.4	4.6
Brian Salonen, Montana	1983	10	68	832	9	12.2	6.8
Scott Aufer, Idaho	1984	11	72	834	3	11.6	6.5
Eric Yarber, Idaho	1985	10	75	1,103	10	14.7	7.5
Mike Rice, Montana	1986	10	64	1,046	13	16.3	6.4
Eric Andrade, Boise State	1987	10	63	922	9	14.6	6.3

Name, School	Season	G	Rec	Yards	TD	Yds/Rec	Rec/Gm
Shawn Collins, Northern Arizona	1988	10	54	882	9	16.3	5.4
Peter Macon, Weber State	1989	11	92	1,047	6	12.1	#8.4
Kasey Dunn, Idaho	1990	11	88	#1,164	7	13.2	#8.0
Alfred Pupunu, Weber State	1991	11	93	1,204	12	12.9	#8.5
Mike Wilson, Boise State	1992	11	76	913	2	12.0	6.9
Scott Gurnsey, Montana	1993	11	67	1,079	9	16.1	6.1
Rod Alexander, Northern Arizona	1994	10	63	1,028	6	16.3	6.3
Pokey Eckford, Weber State	1995	11	77	1,074	6	13.9	7.0
David Romines, Cal State Northridge	1996	10	87	1,300	12	14.9	#8.7
Jerome Henry, Cal State Northridge	1997	10	71	827	8	11.7	7.1
Jeremy Watkins, Montana	1998	11	72	881	7	12.2	6.6
Drew Amerson, Cal State Northridge	1999	11	71	894	5	12.6	6.5
Drew Amerson, Cal State Northridge	2000	9	71	817	10	11.5	7.9
Terry Charles, Portland State	2001	11	71	1,096	12	15.4	6.5
Fred Amey, Sacramento State	2002	11	62	989	9	16.0	5.6
Johnny Marshall, Northern Arizona	2003	13	80	1,146	7	14.3	6.2
Fred Amey, Sacramento State	2004	11	76	1,186	6	15.6	6.9
Eric Kimble, Eastern Washington	2005	12	87	1,419	12	16.3	7.3
Alex Watson, Northern Arizona	2006	11	82	1,017	15	12.4	7.5
Tremayne Kirkland, Portland State	2007	10	84	1,059	10	12.6	8.4
Tony Washington, Sacramento State	2008	11	83	1,279	12	15.4	6.9
Tim Toone, Weber State	2009	12	83	1,104	10	13.3	6.9
Daiveun Curry-Chapman, N. Arizona	2010	11	69	738	6	10.7	6.3

#Indicates FCS Leaders, +Indicates NCAA Division II Leader, \*Indicates Still Active

# INDIVIDUAL CAREER & SEASON BESTS

## PUNTING

### CAREER BESTS - (BASED ON PER PUNT AVERAGE)

Name, School	Seasons	Punts	Yards	Yds/Punt
1. Eddie Johnson, Idaho State	2001-02	100	4,627	46.27
2. Mark Gould, Northern Arizona	2000-03	211	9,442	44.75
3. Case deBruijn, Idaho State	1978-81	256	11,184	43.69
4. Rhian Madrid, Northern Arizona	2005-06	104	4,352	44.58
5. Robbie Dehaze, Northern Arizona	2005-08	103	4,554	44.21
6. Jon Vanderwielen, Idaho State	2008-09	139	6,062	43.61
7. Kyle McQuown, Idaho State	2003-04	132	5,745	43.52
8. Terry Belden, Northern Arizona	1990-93	225	9,759	43.37
9. Russ Griffith, Weber State	1985-86	107	4,579	42.79
10. Steve Hunter, Idaho	1971-72	104	4,428	42.57



**ISU'S CASE DEBRUIJN AVERAGED 43.69 YARDS PER PUNT IN HIS CAREER. THREE TIMES HE LED THE LEAGUE IN PUNTING AVERAGE.**

### SEASON BESTS - (BASED ON PER PUNT AVERAGE)

Name, School	Season	Punts	Yards	Yds/Punt
1. Mark Gould, Northern Arizona	2002	62	2,987	48.17
2. Paul Ernster, Northern Arizona	2004	55	2,631	47.84
2. Lyle Johnson, Weber State	1965	29	1,350	46.55
3. Eddie Johnson, Idaho State	2001	49	2,270	46.33
4. Eddie Johnson, Idaho State	2002	51	2,357	46.21
5. Terry Belden, Northern Arizona	1993	59	2,712	45.97
6. Case deBruijn, Idaho State	1981	42	1,928	45.90
7. Stu Dodds, Montana State	1979	59	2,689	45.58
8. Robbie Dehaze, Northern Arizona	2008	48	2,171	45.23
9. Mark Gould, Northern Arizona	2003	58	2,610	45.00
10. Matthew Peot, Montana State	1999	49	2,195	44.80
t11. Tom Sugg, Idaho	1991	53	2,371	44.74
t11. Tyson Johnson, Montana	2007	54	2,416	44.74



**NORTHERN ARIZONA'S MARK GOULD AVERAGED 48.17 YARDS PER PUNT IN 2002, A BIG SKY SINGLE-SEASON RECORD.**

## SEASON ANNUAL CHAMPIONS - (BASED ON PER PUNT AVERAGE)

Name, School	Season	Punts	Yards	Yds/Punt	Name, School	Season	Punts	Yards	Yds/Punt
Mickey Rice, Idaho	1963	43	1,724	40.1	Jody Farmer, Montana	1988	73	3,161	43.3
Lyle Johnson, Weber State	1965	30	1,281	42.7	Brent Chuhaniuk, Weber State	1989	58	2,437	42.1
Lyle Johnson, Weber State	1965	29	1,351	46.6	Duffy Daugherty, Idaho State	1990	57	2,414	42.4
Burt Wilde, Weber State	1966	27	1,104	40.9	Tom Sugg, Idaho	1991	53	2,371	44.7
Steve Smith, Weber State	1967	63	2,784	44.2	Terry Belden, Northern Arizona	1992	59	2,614	44.3
Ron Davis, Idaho	1968	50	2,120	42.4	Terry Belden, Northern Arizona	1993	59	2,712	#45.9
John Pezeley, Weber State	1969	66	2,646	40.1	Kevin O'Leary, Northern Arizona	1994	44	1,849	42.0
Wally Buono, Idaho State	1970	61	2,592	42.5	Kevin O'Leary, Northern Arizona	1995	44	1,881	42.8
Steve Hunter, Idaho	1971	73	3,057	41.9	Scott Shields, Weber State	1996	48	1,940	40.4
Steve Hunter, Idaho	1972	31	1,371	44.2	Steve Thorns, Sacramento State	1997	66	2,907	44.1
Steve Beller, Idaho State	1973	77	3,188	41.4	Scott Shields, Weber State	1998	61	2,597	42.6
Gary Gorrell, Boise State	1974	28	1,162	41.5	Matthew Peot, Montana State	1999	49	2,195	44.8
Dannie Marrelli, Weber State	1975	61	2,537	41.6	Dan Frantz, Portland State	2000	44	1,879	42.7
Mike Korvas, Weber State	1976	52	2,194	42.2	Eddie Johnson, Idaho State	2001	49	2,270	#46.3
Ralph Lowe, Idaho	1977	54	2,224	41.2	Mark Gould, Northern Arizona	2002	62	2,987	#48.2
Case de Bruijn, Idaho State	1978	74	3,048	41.2	Mark Gould, Northern Arizona	2003	58	2,610	45.0
Stu Dodds, Montana State	1979	59	2,690	#45.6	Paul Ernster, Northern Arizona	2004	55	2,631	#47.8
Case deBruijn, Idaho State	1980	67	2,988	#44.6	Rhian Madrid, Northern Arizona	2005	61	2,623	43.0
Case deBruijn, Idaho State	1981	42	1,928	#45.9	Rhian Madrid, Northern Arizona	2006	43	1,909	44.4
David Heppe, Nevada	1982	58	2,459	42.4	Tyson Johnson, Montana	2007	54	2,416	44.7
Jeff Kaiser, Idaho State	1983	67	2,848	42.5	Robbie Dehaze, Northern Arizona	2008	48	2,171	#45.2
Dirk Nelson, Montana State	1984	55	2,384	43.3	Jon Vanderwielen, Idaho State	2009	74	3,308	44.7
Mike Rice, Montana	1985	62	2,771	#44.7	David Harrington, Idaho State*	2010	69	3,060	#44.3
Russell Griffith, Weber State	1986	57	2,421	42.5					
Eric Stein, Eastern Washington	1987	74	3,193	#43.2					

#Indicates NCAA FCS Leader, +Indicates NCAA Division II Leader, \*Indicates Still Active

# INDIVIDUAL CAREER & SEASON BESTS

**MONTANA'S TUFF HARRIS AVERAGED 14.47 YARDS PER PUNT RETURN IN HIS CAREER.**



## PUNT RETURNS

		CAREER BESTS - (BASED ON RETURN AVERAGE)				
Name	School	Seasons	Ret.	Yards	TD	Yds/Ret
1.	Randle Anderson, Weber State	1969-70	21	388	3	18.48
2.	Carlis Harris, Idaho State	1968-70	19	310	2	16.32
3.	Chris Darrington, Weber State	1984-86	26	415	1	15.96
4.	Marc Mariani, Montana	2006-09	83	1,253	3	15.10
5.	Emery Beckles, Idaho State	2002-03	60	903	2	15.05
6.	Corey Smith, Montana State	2001-03	63	938	5	14.89
7.	Bill Scott, Idaho	1963-65	20	295	0	14.75
8.	Phil Price, Idaho State	1970-71	22	322	0	14.64
9.	Tim Toone, Weber State	2006-09	39	566	3	14.51
10.	Tuff Harris, Montana	2003-06	62	897	3	14.47

**ISU'S CARLIS HARRIS AVERAGED A LEAGUE-RECORD 22.82 YARDS PER RETURN IN 1970.**



		PUNT RETURNS SEASON BESTS - (BASED ON RETURN AVERAGE)				
Name	School	Season	Ret.	Yards	TD	Avg.
1.	Carlis Harris, Idaho State	1970	11	251	2	22.82
2.	Will Fennel, Montana State	1963	7	149	0	21.29
3.	Louis Hurst, Idaho State	1970	9	189	0	21.00
4.	Bashir Levingston, Eastern Washington	1998	16	333	3	#20.81
5.	Randle Anderson, Weber State	1971	17	348	3	20.47
6.	Greg Anderson, Montana	1974	13	263	2	+20.23
7.	Steve Dodds, Montana State	1974	11	221	1	20.09
8.	Tim Toone, Weber State	2009	19	378	2	#19.89
9.	Junior Adams, Montana State	2001	20	381	3	19.05
10.	Kurt Schulz, Eastern Washington	1989	7	129	0	18.43



**WEBER STATE'S TIM TOONE LED THE FCS IN PUNT RETURNS IN 2009, AVERAGING 19.9 YARDS PER RETURN.**

## SEASON ANNUAL CHAMPIONS - (BASED ON RETURN AVERAGE)

Name	School	Season	Ret.	Yards	TD	Per Ret.
Will Fennel, Montana State	1963	7	149	0	21.4	
Jim Tuss, Montana State	1964	15	138	0	9.2	
Jim Tuss, Montana State	1965	19	264	0	13.9	
Ben Vaughn, Montana State	1966	16	273	0	17.1	
Gary Popiel, Montana State	1967	26	387	0	14.9	
Ed Bell, Idaho State	1968	9	134	0	14.9	
Terry Moreland, Idaho	1969	25	260	0	10.4	
Carlis Harris, Idaho State	1970	11	250	0	22.8	
Randle Anderson, Weber State	1971	17	348	0	20.5	
Monte Boston, Montana State	1972	23	234	0	10.2	
Greg Erickson, Montana	1973	16	161	0	10.1	
Greg Anderson, Montana	1974	13	262	0	+20.2	
Don Beriault, Montana	1975	9	117	0	13.1	
Ray Smith, Northern Arizona	1976	14	113	0	18.1	
Joe Walker, Northern Arizona	1977	14	232	0	16.6	
Ray Smith, Northern Arizona	1978	13	182	0	#14.0	
Mark McGrath, Montana State	1979	37	373	0	10.1	
Rick Woods, Boise State	1980	45	522	0	11.6	
Mickey Sutton, Montana	1981	22	200	0	9.1	
Pete Mandley, Northern Arizona	1982	27	342	0	12.7	
Ron Love, Boise State	1983	22	289	2	13.1	
Eric Yarber, Idaho	1984	18	224	0	12.4	
Brant Bengen, Idaho	1985	14	183	1	13.1	
Chris Darrington, Weber State	1986	16	290	1	18.1	
Scott Zanon, Montana	1987	24	218	1	9.1	
Richard Carey, Idaho	1988	17	281	1	16.5	

Name	School	Season	Ret.	Yards	TD	Per Ret.
Treamelle Taylor, Nevada	1989	20	274	1	13.7	
Winky White, Boise State	1990	19	216	0	11.4	
Sean Hill, Montana State	1991	22	248	1	11.3	
Kerry Lawyer, Boise State	1992	18	325	2	18.1	
Jackie Kellogg, Eastern Washington	1993	23	300	2	13.1	
Alex Calderwood, Northern Arizona	1994	17	275	1	16.2	
Joe Douglass, Montana	1995	35	364	2	10.7	
Ricky Pearsall, Northern Arizona	1996	29	490	2	#16.9	
Trevor Bell, Idaho State	1997	17	236	1	13.9	
Bashir Levingston, E. Washington	1998	16	333	3	#20.8	
Rashad Floyd, Portland State	1999	12	119	0	9.9	
DeRonn Finley, Idaho State	2000	11	502	3	15.2	
Junior Adams, Montana State	2001	20	381	3	19.0	
Corey Smith, Montana State	2002	25	366	1	14.6	
Emery Beckles, Idaho State	2003	23	377	1	16.4	
Eric Kimble, Eastern Washington	2004	26	460	2	17.7	
Brendan Ferrigno, Portland State	2005	17	259	1	15.2	
Tuff Harris, Montana	2006	46	667	2	14.5	
Marc Mariani, Montana	2007	28	373	0	13.3	
Marc Mariani, Montana	2008	23	373	2	16.2	
Tim Toone, Weber State	2009	19	378	2	#19.9	
Tavoy Moore, Idaho State*	2010	15	275	2	18.3	

#Indicates NCAA FCS Leaders, +Indicates NCAA Division II Leader, \*Indicates Still Active

# INDIVIDUAL CAREER & SEASON BESTS

## KICKOFF RETURNS

### CAREER BESTS - (BASED ON RETURN AVERAGE)

Name, School	Seasons	Ret.	Yards	TD	Yds/Ret
1. Carlis Harris, Idaho State	1968-70	48	1,506	3	31.38
2. Lamont Brightful, Eastern Washington	1997-01	65	1,949	5	29.98
3. Randy Ferrell, Northern Arizona	1974-75	38	1,119	3	29.45
4. Montrell Williams, Idaho	1994-95	26	760	2	29.23
5. Junior Crockett, Weber State	1981-85	33	919	2	27.85
6. Marc Mariani, Montana	2006-09	42	1,158	1	27.57
7. Len Raney, Northern Arizona	1991-94	46	1,264	3	27.48
8. Frank Selto, Idaho State	1986-87	30	803	2	26.77
9. Jefferson Heidelberger, Montana	2001-04	47	1,247	2	26.53
10. Bryant Eteuati, Weber State	2005-08	100	2,644	2	26.44



WEBER STATE'S  
BRYANT ETEUATI  
AVERAGED **26.44**  
YARDS PER RETURN  
IN HIS CAREER.

### SEASON BESTS - (BASED ON RETURN AVERAGE)

Name, School	Season	Ret.	Yards	TD	Avg.
1. Len Raney, Northern Arizona	1994	8	275	1	34.38
2. Lamont Brightful, Eastern Washington	1999	26	882	2	33.92
3. Greg Anderson, Montana	1974	10	335	2	+33.50
4. Corey Smith, Montana State	2003	20	664	2	33.20
5. Carlis Harris, Idaho State	1969	22	726	2	33.00
6. Randy Ferrell, Northern Arizona	1975	14	459	2	32.79
7. Marc Mariani, Montana	2007	12	387	0	32.25
8. Don Reddic, Weber State	1975	13	406	1	31.23
9. Junior Crockett, Weber State	1981	11	343	1	31.18
10. Carlis Harris, Idaho State	1968	14	434	0	31.00



EWU'S LAMONT  
BRIGHTFUL AVERAGED  
**33.92** YARDS PER KICK  
RETURN IN 1999.



EASTERN WASHINGTON'S JESSE HOFFMAN AVERAGED  
**28.5** YARDS PER KICK RETURN IN 2010, SETTING A  
SINGLE-SEASON **BIG SKY** RECORD WITH THREE RETURNS  
FOR TOUCHDOWNS.


## SEASON ANNUAL CHAMPIONS - (BASED ON RETURN AVERAGE)

Name, School	Season	Ret.	Yards	TD	Per Ret.	Name, School	Season	Ret.	Yards	TD	Per Ret.
Will Fennal, Montana State	1963	13	374	1	28.8	Dominic Corr, Eastern Washington	1989	34	807	1	23.8
Paul Connelly, Montana	1964	17	365	0	21.5	Rob Tesch, Montana State	1990	21	591	0	28.1
Henry Owens, Weber State	1965	12	269	0	22.4	Kerry Lawyer, Boise State	1991	16	448	0	28.0
Warren Hill, Montana	1966	24	560	0	23.2	Robert Johnson, Idaho State	1992	14	416	0	29.7
Ken Dotson, Idaho	1967	12	299	0	24.9	Damon Boddie, Montana	1993	24	621	1	25.9
Carlis Harris, Idaho State	1968	14	434	0	31.0	Willie Bowens, Boise State	1994	26	651	0	25.0
Carlis Harris, Idaho State	1969	22	726	2	33.0	Dwight McKenzie, Idaho	1995	12	289	0	24.1
Carlis Harris, Idaho State	1970	12	346	0	28.8	Brian Gales, Montana	1996	18	477	0	26.5
Phil Price, Idaho State	1971	17	406	0	23.9	Kenyatte Morgan, Montana State	1997	12	299	1	24.9
Collie Mack, Idaho	1972	13	314	0	24.2	Bashir Levingston, Eastern Washington	1998	29	854	3	29.5
Rene Garnett, Idaho State	1973	26	656	0	25.2	Lamont Brightful, Eastern Washington	1999	26	882	2	33.9
Greg Anderson, Montana	1974	10	335	2	+33.5	Lamont Brightful, Eastern Washington	2000	15	483	2	32.2
Randy Ferrell, Northern Arizona	1975	14	459	0	32.8	Johnnie Gray, Weber State	2001	14	369	2	26.4
Gary Rosolowich, Boise State	1976	20	538	0	26.9	Hashim Hall, Portland State	2002	21	543	0	25.9
Gregg Dunn, Montana	1977	20	507	0	25.4	Corey Smith, Montana State	2003	20	664	2	#33.2
Mark McGrath, Montana State	1978	13	250	0	26.9	Wiley King, Weber State	2004	29	767	0	26.4
Pete Mandley, Northern Arizona	1979	22	550	0	25.0	Kris Daniels, Sacramento State	2005	17	468	0	27.5
Pete Mandley, Northern Arizona	1980	21	510	0	24.3	Kenneth Mackins, Portland State	2006	11	272	1	24.7
Dwain Wilson, Idaho State	1981	17	398	0	23.4	Marc Mariani, Montana	2007	12	387	0	32.2
Pete Mandley, Northern Arizona	1982	22	532	0	24.2	Aaron Woods, Portland State	2008	35	908	1	25.9
Ted Ray, Montana	1983	19	425	0	22.4	John Hendershott, Sacramento State*	2009	14	366	0	26.1
Brant Bengen, Idaho	1984	21	547	1	26.0	Jesse Hoffman, Eastern Washington	2010	25	712	3	28.5
Junior Crockett, Weber State	1985	14	335	0	23.9						
Eric Brown, Weber State	1986	28	684	0	24.4						
Renard Coleman, Montana	1987	20	588	0	#29.4						
Vernon Williams, Eastern Washington	1988	37	973	1	26.3						

#Indicates NCAA FCS Leaders, +Indicates NCAA Division II Leader, \*Indicates Still Active

# INDIVIDUAL CAREER & SEASON BESTS


**KARL STEIN  
OF MONTANA  
INTERCEPTED 11  
PASSES IN 1969  
AND FINISHED HIS  
CAREER WITH 20.**



## INTERCEPTIONS

Name, School	CAREER BESTS - (BASED ON TOTAL INTERCEPTIONS)				
	Seasons	Int.	Yards	TD	Per Int.
1. Scott Shields, Weber State	1995-98	23	278	2	12.1
2. Frank Robinson, Boise State	1988-91	22	215	2	9.8
2. Morgan Ryan, Montana State	1990-93	22	233	0	10.6
4. Karl Stein, Montana	1969-70	20	398	0	19.9
5. Joe Peterson, Nevada	1983-86	19	155	1	8.2
5. K.J. Gerard, Northern Arizona	2004-08	19	404	2	21.26
7. Charlie Oliver, Idaho	1987-90	17	210	0	12.4
7. Tony Shaw, Nevada	1980-83	17	223	0	13.1
7. Kurt Schulz, Eastern Washington	1988-91	17	219	1	12.8
7. Jackie Kellogg, Eastern Washington	1990-93	17	135	0	7.9

**SCOTT SHIELDS  
OF WEBER STATE  
PICKED OFF 10  
PASSES IN 1996.**



Name, School	SEASON BESTS - (BASED ON TOTAL INTERCEPTIONS)				
	Season	Int.	Yards	TD	Per Int.
1. Karl Stein, Montana	1969	11	191	0	17.4
2. Mick Dennehy, Montana	1972	10	109	0	10.9
2. Dennis Duncanson, Weber State	1977	10	93	1	9.3
2. Billy Satterfield, Idaho State	1968	10	65	0	6.5
2. Scott Shields, Weber State	1996	10	101	0	10.1
6. Joe Larkin, Boise State	1971	9	233	2	25.9
6. Karl Stein, Montana	1970	9	207	0	23.0
6. Tony Shaw, Nevada	1983	9	151	0	16.8
6. George Duarte, Northern Arizona	1985	9	150	2	16.6
6. Ken Dotson, Idaho	1968	9	44	1	4.9



**UM'S ERIK STOLL TIED FOR THE  
INTERCEPTIONS LEAD IN 2010.**

**EWU'S MATT JOHNSON HAS  
11 INTERCEPTIONS COMBINED IN  
2009 AND 2010.**



**NAU'S K.J. GERARD HAD SIX  
INTERCEPTIONS IN 2007.**

## SEASON ANNUAL CHAMPIONS - (BASED ON TOTAL INTERCEPTIONS)

Name, School	Season	Int.	Yards	TD	Per Int.
Lyle Johnson, Weber State	1963	5	51	NA	10.1
Bill Scott, Idaho	1964	5	107	NA	21.4
Bob Given, Montana	1965	6	100	NA	16.7
Gary Smith, Montana	1966	6	18	0	3.0
Luther White, Weber State	1967	6	77	0	12.8
Billy Satterfield, Idaho State	1968	10	65	0	6.5
Karl Stein, Montana	1969	11	191	0	17.4
Karl Stein, Montana	1970	9	207	0	23.0
Joe Larkin, Boise State	1971	9	233	2	25.9
Mick Dennehy, Montana	1972	10	109	0	10.9
Randy Hickel, Montana State	1973	7	169	2	24.1
Orin Trussell, Weber State	1974	7	130	0	18.6
Gary Rosolowich, Boise State	1975	6	57	0	9.5
Greg Anderson, Montana	1976	6	218	1	36.6
Dennis Duncanson	1977	10	93	0	9.3
(Tie) Joe Walker, NAU	1978	5	140	0	28.0
Stu Dodds, MSU	1978	5	108	1	21.6
Dennis Duncanson, WSU	1978	5	48	0	9.6
Ron Muri, MSU	1978	5	46	0	9.2
Harold Smith, MSU	1978	5	43	0	8.6
Lee Fobbs, Nevada	1979	6	85	0	14.2
Carlton McBride, Idaho	1980	4	87	1	21.8
Jim Anderson, Montana State	1981	8	58	0	7.3
Ron Jenkins, Northern Arizona	1982	8	125	0	15.6
Tony Shaw, Nevada	1983	9	151	0	16.8
Doug Kimball, Montana State	1984	8	31	0	3.8
George Duarte, Northern Arizona	1985	#9	150	2	16.6
Joe Peterson, Nevada	1986	7	119	0	17.0
Kenny Kuehl, Boise State	1987	6	110	1	18.3
John Dierking, Northern Arizona	1988	8	22	0	2.8
Mike Babb, Weber State	1989	9	90	1	10.0

Name, School	Season	Int.	Yards	TD	Per Int.
Anthony Brown, Boise State	1990	7	24	0	3.3
Morgan Ryan, Montana State	1991	8	108	0	13.5
(Tie) Jackie Kellogg, EWU	1992	6	52	0	8.7
Ken McKelevey, BSU	1992	6	63	0	10.5
Reggie Carthon, MSU	1992	6	61	0	10.2
Todd Ericson, UM	1993	6	47	1	7.8
Morgan Ryan, MSU	1993	6	26	0	4.3
Mark Grimmer, Montana State	1993	7	77	0	11.0
Rashid Gayle, Boise State	1994	7	112	0	16.0
(Tie) Omar Turner, Montana State	1995	5	106	1	21.2
Jermaine Johns, Idaho State	1995	5	65	1	13.0
Scott Shields, Weber State	1996	10	101	0	10.1
Trevor Bell, Idaho State	1997	8	148	0	18.5
David Moran, Northern Arizona	1999	6	103	1	17.2
Josh Robinson, Idaho State	2000	6	101	1	16.8
Joey Thomas, Montana State	2001	5	17	0	3.4
(Tie) Vernon Smith, Montana	2002	6	87	1	14.5
Quinton Freeman, Idaho State	2002	6	15	0	2.5
(Tie) Emery Beckles, Idaho State	2003	5	31	0	5.2
Jason Jacobs, Northern Arizona	2003	5	-13	0	-2.6
Kevin Edwards, Montana	2004	6	56	1	9.3
(Tie) K.J. Gerard, Northern Arizona	2005	4	72	0	18.0
Torrey Thomas, Montana	2005	4	71	1	17.8
Brent Webber, Sacramento State	2006	6	23	0	3.8
K.J. Gerard, Northern Arizona	2007	6	131	0	21.8
DeShawn Shead, Portland State*	2008	6	12	0	2.0
Matt Johnson, Eastern Washington*	2009	6	58	1	9.7
(tie) Erik Stoll, Montana	2010	5	73	1	14.6
Matt Johnson, E. Washington*	2010	5	73	0	14.6


#Indicates NCAA FCS Leader, +Indicates NCAA Division II Leader, \*Indicates Still Active

# INDIVIDUAL CAREER & SEASON BESTS

## SCORING

### CAREER BESTS - (BASED ON POINTS PER GAME AVERAGE)


Name, School	Seasons	G	TD	PAT	FG	Points	PPG
1. Jesse Chatman, Eastern Washington	1999-01	31	53	2	0	322	10.38
2. Archie Amerson, Northern Arizona	1995-96	22	38	0	0	228	10.36
3. Tony Zendejas, Nevada	1981-83	33	0	90	70	300	9.09
4. Marty Zendejas, Nevada	1984-87	44	0	165	72	385	8.75
5. Charvez Foger, Nevada	1985-88	42	60	1	0	362	8.62
6. Charles Roberts, Sacramento State	1997-00	41	57	5	0	352	8.59
t7. Charles Dunn, Portland State	1997-00	44	54	0	0	366	8.32
t7. Sherriden May, Idaho	1991-94	44	61	0	0	366	8.32
9. Fine Unga, Weber State	1987-88	22	20	0	0	180	8.18
10. Joe Douglass, Montana	1995-96	22	28	3	0	174	7.91
11. Chris Snyder, Montana	2000-03	50	0	184	70	394	7.88
12. Kevin McKelvie, Nevada	1989-90	22	0	74	33	173	7.86
13. Ed Bell, Idaho State	1968-69	25	32	4	0	196	7.84
t14. Ryan Woolverton, Idaho	1994-95	21	0	86	26	164	7.81
t14. Micky Penaflor, Northern Arizona	1987-89	31	0	98	48	242	7.81
16. Pat Bolton, Montana State	1972-74	30	0	102	44	234	7.80
17. Dan Carpenter, Montana	2004-07	53	1	182	75	413	7.79
18. Kris Heppner, Montana	1996-99	33	0	137	36	245	7.42
19. Ray McDonald, Idaho	1964-66	30	37	0	0	222	7.40
t20. Scott Shields, Weber State	1995-98	44	2	111	67	325	7.38
t20. Yo Humphery, Montana	1998-01	39	48	0	0	288	7.38
22. Lee White, Weber State	1965-67	28	34	2	0	206	7.36
23. Roberto Moran, Boise State	1985-86	22	0	47	34	159	7.23
24. John Smith, Boise State	1972-75	35	42	0	0	252	7.20
25. Brian Decicio, Idaho	1985-87	33	0	114	41	237	7.18
26. Eric Kimble, Eastern Washington	2002-05	46	54	2	0	326	7.09



NAU's ARCHIE AMERSON AVERAGED 10.36 POINTS PER GAME IN HIS CAREER.

### SEASON BESTS - (BASED ON POINTS PER GAME AVERAGE)

Name, School	Season	G	TD	PAT	FG	Points	PPG
1. Jesse Chatman, Eastern Washington	2001	11	28	2	0	172	#15.63
2. Geoff Mitchell, Weber State	1991	11	28	2	0	170	#15.45
3. Archie Amerson, Northern Arizona	1996	11	26	0	0	156	#14.18
4. Sherriden May, Idaho	1992	11	25	0	0	150	13.64
5. Ed Bell, Idaho State	1969	10	21	2	0	130	13.00
6. Sean Sanders, Weber State	1987	10	21	0	0	126	12.60
7. Charles Roberts, Sacramento State	1999	11	22	6	0	138	12.55
t8. Trevyn Smith, Weber State	2008	14	28	0	0	168	12.00
t8. Sherriden May, Idaho	1993	11	22	0	0	132	12.00
t8. Don Hass, Montana State	1966	10	20	0	0	120	12.00
11. Charles Dunn, Portland State	2000	11	21	0	0	126	11.45
12. Henry Owens, Weber State	1965	9	17	0	0	102	11.33
14. Charles Roberts, Sacramento State	1998	11	20	0	1	122	11.09
15. Charvez Foger, Nevada	1985	10	18	0	0	108	10.80
16. Joe Douglass, Montana	1996	11	19	1	0	116	10.55
16. Charles Dunn, Portland State	1999	11	19	0	0	114	10.36
17. John Smith, Boise State	1974	10	17	0	0	102	10.20
18. Johnnie Gray, Weber State	2001	11	18	1	0	110	10.00
19. Eric Kimble, Eastern Washington	2004	13	21	1	0	128	9.85
20. Mike MacKenzie, Eastern Washington	1998	11	18	0	0	108	9.82
21. Marty Zendejas, Nevada	1985	11	0	50	19	107	9.73
22. Yo Humphery, Montana	2001	12	19	1	0	116	9.67
23. Tony Zendejas, Nevada	1983	11	0	37	23	106	9.64
24. Chase Reynolds, Montana	2009	15	24	0	0	144	9.60
t25. Taiwan Jones, Eastern Washington	2009	12	19	0	0	114	9.50
t25. Chris Snyder, Montana	2003	13	0	49	25	124	9.50
27. Tony Zendejas, Nevada	1982	11	0	26	26	104	9.45



CHARVEZ FOGER AVERAGED 10.8 POINTS PER GAME IN 1985, SCORING 18 TOUCHDOWNS FOR NEVADA.

#Indicates NCAAFCS Leader, +Indicates NCAA Division II Leader, \*Indicates Still Active

# INDIVIDUAL CAREER & SEASON BESTS

## SCORING

### CAREER SCORING LEADERS - (BASED ON POINTS)

Name, School	Seasons	Games	Points
1. Dan Carpenter, Montana	2004-07	43	413
2. Chris Snyder, Montana	2000-03	50	394
3. Marty Zendejas, Nevada	1984-87	33	385
t4. Charles Dunn, Portland State	1997-00	44	366
t4. Sherriden May, Idaho	1992-94	44	366
6. Charvez Foger, Nevada	1985-88	42	362
7. Chase Reynolds, Montana	2007-10	52	354
8. Eric Kimble, Eastern Washington	2002-05	46	326
9. Scott Shields, Weber State	1995-98	44	325
10. Jesse Chatman, E. Washington	1999-01	31	322
11. Trevyn Smith, Weber State	2006-09	47	316
t12. Robbie Dehaze, Northern Arizona	2005-08	48	307
t12. Thayne Doyle, Idaho	1988-91	43	307
14. Tony Zendejas, Nevada	1981-83	33	300
15. Yohance Humphery, Montana	1998-01	39	288

### SEASON SCORING LEADERS - (BASED ON POINTS)

Name, School	Season	Games	Points
1. Jesse Chatman, E. Washington	2001	11	172
2. Geoff Mitchell, Weber State	1991	11	170
3. Trevyn Smith, Weber State	2008	14	168
4. Archie Amerson, Northern Arizona	1996	11	156
5. Sherriden May, Idaho	1992	11	150
6. Chase Reynolds, Montana	2009	15	144
t7. Chase Reynolds, Montana	2008	16	138
t7. Charles Roberts, Sacramento State	1999	11	138
9. Sherriden May, Idaho	1993	11	132
10. Ed Bell, Idaho State	1969	10	130
11. Eric Kimble, Eastern Washington	2004	13	128
t12. Charles Dunn, Portland State	2000	11	126
t12. Sean Sanders, Weber State	1987	10	126
14. Chris Snyder, Montana	2003	13	124
15. Dan Carpenter, Montana	2004	15	123
16. Charles Roberts, Sacramento State	1998	11	122

### SEASON ANNUAL CHAMPIONS - (BASED ON POINTS PER GAME AVERAGE)

Name, School	Season	G	TD	PAT	FG	Points	PPG
Lynn Smith, Weber State	1963	9	6	19	0	55	6.1
Bill Shaw, Idaho State	1964	9	13	0	0	78	8.7
Henry Owens, Weber State	1965	9	17	0	0	102	12.0
Don Hass, Montana State	1966	10	20	0	0	120	12.0
Lee White, Weber State	1967	10	9	0	0	54	5.4
Jerry Hendren, Idaho	1968	10	14	0	0	84	8.4
Ed Bell, Idaho State	1969	10	21	4	0	130	13.0
Eric Guthrie, Boise State	1970	10	3	35	7	74	7.4
Eric Guthrie, Boise State	1971	11	3	36	13	93	8.5
Sam McCullum, Montana State	1972	11	12	2	0	74	6.7
Don Hutt, Boise State	1973	10	13	4	0	82	8.2
John Smith, Boise State	1974	10	17	0	0	102	10.2
John Smith, Boise State	1975	11	17	0	0	102	9.3
Jeff Muri, Montana State	1976	10	1	28	11	67	6.7
Tom Jurich, Northern Arizona	1977	11	0	32	20	92	8.4
Delmar Jones, Montana State	1978	10	12	0	0	72	7.2
Frank Hawkins, Nevada	1979	11	15	0	0	90	8.2
Cedric Minter, Boise State	1980	11	11	0	0	66	6.0
Tony Zendejas, Nevada	1981	11	0	27	21	90	8.2
Tony Zendejas, Nevada	1982	11	0	26	26	104	9.5
Tony Zendejas, Nevada	1983	11	0	37	23	106	9.6
Marty Zendejas, Nevada	1984	11	0	35	22	101	9.2
Charvez Foger, Nevada	1985	10	18	0	0	108	#10.8
Charvez Foger, Nevada	1986	10	15	0	0	90	9.0
Sean Sanders, Weber State	1987	10	21	0	0	126	#12.6
Micky Penaflor, Northern Arizona	1988	11	0	33	19	90	8.2
Thayne Doyle, Idaho	1989	11	0	38	12	74	6.7
Devon Pearce, Idaho	1990	11	17	0	0	102	9.3
Geoff Mitchell, Weber State	1991	11	28	2	0	170	#15.5
Sherriden May, Idaho	1992	11	25	0	0	150	13.6
Sherriden May, Idaho	1993	11	22	0	0	132	12.0
Ryan Woolverton, Idaho	1994	11	0	54	14	96	8.7
Kevin O'Leary, Northern Arizona	1995	11	0	41	16	89	8.1
Archie Amerson, Northern Arizona	1996	11	26	0	0	156	#14.2
Scott Shields, Weber State	1997	11	2	24	17	87	7.9
Charles Roberts, Sacramento State	1998	11	20	1	0	122	11.1
Charles Roberts, Sacramento State	1999	11	22	3	0	138	12.5
Charles Dunn, Portland State	2000	11	21	0	0	126	11.5
Jesse Chatman, Eastern Washington	2001	11	28	2	0	172	15.6
Isaac Mitchell, Idaho State	2002	10	13	0	0	78	7.8
Chris Snyder, Montana	2003	13	0	49	25	124	9.5
Eric Kimble, Eastern Washington	2004	13	21	0	0	128	9.8
Joe Ruben, Portland State	2005	11	17	0	0	102	9.3
Alex Watson, Northern Arizona	2006	11	15	0	0	99	9.0
Lex Hilliard, Montana	2007	11	16	0	0	96	8.7
Trevyn Smith, Weber State	2008	14	28	0	0	168	#12.0
Chase Reynolds, Montana	2009	15	24	0	0	144	9.6
Zach Bauman, Northern Arizona*	2010	11	16	0	0	96	8.7



**UM's CHASE REYNOLDS AVERAGED 9.6 POINTS PER GAME IN 2009. HE FINISHED HIS CAREER WITH 354 POINTS.**

#Indicates NCAA FCS Leaders, +Indicates NCAA Division II Leader, \*Indicates Still Active

# INDIVIDUAL CAREER & SEASON BESTS

## KICK SCORING

### CAREER BESTS - (BASED ON POINTS PER GAME AVERAGE)


Name, School	Seasons	G	PATs	FGM/FGA	Points	PPG Avg.
1. Tony Zendejas, Nevada	1981-83	33	90-94	70-86	300	9.09
2. Marty Zendejas, Nevada	1984-87	44	165-171	72-90	385	8.75
3. Mike Hollis, Idaho	1992-93	22	122-124	18-30	176	8.00
4. Kevin McKelvie, Nevada	1989-90	22	74-79	33-42	173	7.86
5. Chris Snyder, Montana	2000-03	50	182-187	70-105	392	7.84
6. Micky Penaflor, Northern Arizona	1987-89	31	98-101	48-58	242	7.81
7. Ryan Woolverton, Idaho	1994-95	21	86-91	26-40	164	7.81
8. Pat Bolton, Montana State	1972-75	30	102-120	44-76	234	7.80
9. Dan Carpenter, Montana	2004-07	53	182-188	75-103	413	7.79
10. Kris Heppner, Montana	1996-99	33	137-158	36-58	245	7.42
11. Matt Myers, Northern Arizona*	2009-	22	70-72	31-42	163	7.41
12. Jason Cunningham, Montana State*	2008-	34	105-113	47-61	246	7.24
13. Roberto Moran, Boise State	1985-86	22	57-57	34-53	159	7.23
14. Troy Griggs, Eastern Washington	1999-01	32	120-126	37-59	231	7.22
15. Brian Decicio, Idaho	1985-87	33	114-122	41-63	237	7.18
16. Jeremy Hershey, Idaho State	2002-03	23	69-77	32-52	165	7.17
17. Thayne Doyle, Idaho	1988-91	43	160-174	49-75	307	7.14
18. Scott Shields, Weber State	1995-98	44	110-117	67-90	311	7.06
19. Zach Brown, Portland State*	2009-	22	44-44	36-51	154	7.00
20. Paul Ernster, Northern Arizona	2002-03	24	74-78	31-49	167	6.96
21. Goran Lingmerth, Northern Arizona	1985-86	22	42-44	36-47	150	6.82
22. Pete Garces, Idaho State	1998-99	20	55-59	27-37	136	6.80
23. Mike Cajal-Willis, Portland State	2001-02	22	66-71	27-39	147	6.68
24. Brody McKnight, Montana*	2008-	41	157-166	38-59	271	6.61
25. Mike Goldstein, Northern Arizona	1997-98	21	53-57	28-44	137	6.52
26. Robbie Dehaze, Northern Arizona	2005-06	48	139-144	56-74	307	6.40



DAN CARPENTER AVERAGED 7.79 POINTS PER GAME FOR MONTANA FROM 2004-07. HE IS A PRO BOWL KICKER FOR THE MIAMI DOLPHINS.

### SEASON BESTS - (BASED ON POINTS PER GAME AVERAGE)

Name, School	Season	G	PATs	FGM/FGA	Points	PPG Avg.
1. Marty Zendejas, Nevada	1985	11	50-54	19-24	107	9.73
2. Tony Zendejas, Nevada	1983	11	37-37	23-29	106	9.64
3. Tony Zendejas, Nevada	1982	11	26-28	26-33	104	#9.45
4. Chris Snyder, Montana	2003	13	47-48	25-30	122	9.38
5. Troy Griggs, Eastern Washington	2001	10	51-53	14-20	93	9.30
6. Marty Zendejas, Nevada	1984	11	35-37	22-27	101	#9.18
7. Kevin McKelvie, Nevada	1990	11	37-39	21-24	100	9.09
8. Micky Penaflor, Northern Arizona	1987	10	33-36	19-27	90	9.00
9. Ryan Woolverton, Idaho	1994	11	54-56	14-22	96	8.73
10. Marty Zendejas, Nevada	1986	11	53-55	14-18	95	8.64
11. Jason Cunningham, Montana State*	2010	12	42-48	20-24	102	8.50
12. Rick Schwendinger, Nevada	1991	11	57-60	12-20	93	8.45
13. Dan Carpenter, Montana	2007	12	44-45	10-23	101	8.41
t14. Kris Heppner, Montana	1999	11	56-63	12-20	92	8.36
t14. Tom Jurich, Northern Arizona	1977	11	32-35	20-29	92	+8.36
16. Jan Stenerud, Montana State	1966	10	49-52	11-21	82	+8.20
t17. Tony Zendejas, Nevada	1981	11	27-27	21-24	90	#8.18
t17. Micky Penaflor, Northern Arizona	1988	11	33-33	19-24	90	8.18
19. Mike Hollis, Idaho	1992	11	54-56	12-20	90	8.18
20. Jamie Nunez, Weber State	1971	10	24-28	19-32	81	+8.10
t21. P.K. Wiggins, Boise State	1987	11	41-41	16-27	89	8.09
t21. Kevin O'Leary, Northern Arizona	1995	11	41-44	16-22	89	8.09
t21. Scott Shields, Weber State	1996	11	35-37	18-24	89	8.09
t21. Dan Frantz, Portland State	1999	11	47-49	14-19	89	8.09
25. Dan Carpenter, Montana	2006	14	41-45	24-30	113	8.07
26. Robbe Dehaze, Northern Arizona	2007	11	34-36	18-24	88	8.00



MARTY ZENDEJAS AVERAGED 9.73 POINTS PER GAME IN 1985 FOR NEVADA.

#Indicates NCAA Division FCSS, +Indicates NCAA Division II Leader, \*Indicates Still Active

# INDIVIDUAL CAREER & SEASON BESTS

## KICK SCORING

### CAREER LEADERS - (BASED ON POINTS)

Name, School	Seasons	G	Pts.
1. Dan Carpenter, Montana	2004-07	53	413
2. Chris Snyder, Montana	2000-03	50	392
3. Marty Zendejas, Nevada	1984-87	44	385
4. Scott Shields, Weber State	1995-98	44	310
t5. Robbe Dehaze, Northern Arizona	2005-08	48	307
t5. Thayne Doyle, Idaho	1988-91	43	307
7. Tony Zendejas, Nevada	1981-83	33	300
8. Kirk Duce, Montana	1988-91	44	280
9. Mike Black, Boise State	1988-91	44	275
t10. Brody McKnight, Montana*	2008-	41	271
t10. Andy Larson, Montana	1993-96	43	271
12. Jason Cunningham, Montana State*	2008-	34	246
13. Kris Heppner, Montana	1996-99	33	245
14. Micky Penaflor, Northern Arizona	1987-89	31	242
15. Brian Decicio, Idaho	1985-87	33	237
16. Greg Patterson, Weber State	1986-87	39	235
17. Pat Bolton, Montana State	1972-75	30	234

### SEASON LEADERS - (BASED ON POINTS)

Name, School	Season	G	Pts.
1. Chris Snyder, Montana	2003	13	122
2. Dan Carpenter, Montana	2004	15	117
3. Dan Carpenter, Montana	2006	14	113
4. Brody McKnight, Montana	2009	15	109
t5. Marty Zendejas, Nevada	1985	11	107
t5. Chris Snyder, Montana	2002	14	107
7. Tony Zendejas, Nevada	1983	11	106
8. Tony Zendejas, Nevada	1982	11	104
9. Jason Cunningham, Montana State*	2010	12	102
t10. Dan Carpenter, Montana	2007	12	101
t10. Marty Zendejas, Nevada	1984	11	101
t10. Paul Ernster, Northern Arizona	2003	13	101
13. Kevin McKelvie, Nevada	1990	11	100
14. Ryan Woolverton, Idaho	1994	11	96
15. Marty Zendejas, Nevada	1986	11	95



NORTHERN ARIZONA'S MATT MYERS AVERAGED 7.9 POINTS PER GAME IN 2009.

### SEASON ANNUAL CHAMPIONS - (BASED ON POINTS PER GAME AVERAGE)

Name, School	Season	G	PATs	FGM/A	Points	PPG	Name, School	Season	G	PATs	FGM/A	Points	PPG
Lynn Smith, Weber State	1963	9	19-25	0-0	19	2.1	Thayne Doyle, Idaho	1989	11	38-38	12-20	74	6.7
Dan Neves, Idaho State	1964	9	24-48	1-3	27	2.0	Kevin McKelvie, Nevada	1990	11	37-39	21-24	100	9.1
Jan Stenerud, Montana State	1965	10	10-11	7-14	34	3.4	Rick Schwendinger, Nevada	1991	11	57-60	12-20	170	8.5
Jan Stenerud, Montana State	1966	10	49-52	11-21	82	+8.2	Mike Hollis, Idaho	1992	11	54-56	12-20	90	8.2
Frank Kalfoss, Montana State	1967	10	27-28	7-18	48	4.8	Mike Hollis, Idaho	1993	11	68-68	6-10	80	7.9
Dan Worrell, Montana	1968	9	22-23	8-13	46	5.1	Ryan Woolverton, Idaho	1994	11	54-56	14-22	96	8.7
Dan Worrell, Montana	1969	11	40-41	9-18	67	6.1	Kevin O'Leary, Northern Arizona	1995	11	41-44	16-22	89	8.1
Dan Worrell, Montana	1970	11	39-40	7-17	60	5.5	Scott Shields, Weber State	1996	11	35-37	18-24	89	8.1
Jamie Nunez, Weber State	1971	10	24-28	19-32	81	+8.1	Josh Atwood, E. Washington	1997	11	47-49	12-19	83	7.5
Joe Larkin, Boise State	1972	10	41-44	4-11	65	+6.5	Kris Heppner, Montana	1998	11	37-40	13-19	76	6.9
Pat Bolton, Montana State	1973	10	37-41	14-25	79	+7.9	Kris Heppner, Montana	1999	11	56-63	12-20	92	8.4
Pat Bolton, Montana State	1974	10	28-33	11-16	61	6.1	Chris Snyder, Montana	2000	11	39-42	13-21	78	7.1
Pat Bolton, Montana State	1975	10	18-20	14-23	60	6.0	Troy Griggs, Eastern Washington	2001	10	51-53	14-20	93	9.3
Jeff Muri, Montana State	1976	10	28-32	11-18	61	6.1	Chris Snyder, Montana	2002	14	50-50	19-32	107	7.6
Tom Jurich, Northern Arizona	1977	11	32-35	20-29	92	+8.4	Chris Snyder, Montana	2003	13	47-48	25-30	122	9.4
Tom Sarette, Boise State	1978	11	27-27	12-20	63	6.3	Dan Carpenter, Montana	2004	15	63-63	18-29	117	7.8
Fernando Serrano, Nevada	1979	11	28-31	13-22	67	6.1	Jaret Johnson, Idaho State	2005	11	29-31	17-19	80	7.3
Case deBruljin, Idaho State	1980	11	28-31	8-15	52	4.7	Dan Carpenter, Montana	2006	14	41-45	24-30	113	8.2
Tony Zendejas, Nevada	1981	10	27-27	21-24	90	#8.2	Dan Carpenter, Montana	2007	12	44-45	19-23	101	8.4
Tony Zendejas, Nevada	1982	11	26-28	26-33	104	#9.5	Robbie Dehaze, Northern Arizona	2008	11	34-36	16-20	82	7.5
Tony Zendejas, Nevada	1983	11	37-37	23-29	106	#9.6	Matt Myers, Northern Arizona	2009	11	36-36	17-24	87	7.9
Marty Zendejas, Nevada	1984	11	35-37	22-27	101	#9.2	Jason Cunningham, Montana St.	2010	12	42-48	20-24	102	8.5
Marty Zendejas, Nevada	1985	11	50-54	19-24	107	#9.7							
Marty Zendejas, Nevada	1986	11	53-55	14-18	95	8.6							
Micky Penaflor, Northern Arizona	1987	10	33-36	19-26	90	#9.0							
Micky Penaflor, Northern Arizona	1988	11	33-33	19-24	90	8.2							

#Indicates NCAA FCS Leader, +Indicates NCAA Division II Leader, \*Indicates Still Active

# DEFENSIVE RECORDS

THE FOLLOWING DEFENSIVE RECORDS WERE ADDED IN 2007. THESE RECORDS BEGIN WITH THE 2000 SEASON WHEN THE NCAA BEGAN RECOGNIZING TACKLES, TACKLES FOR LOSS AND SACKS AS OFFICIAL STATS.

## CAREER LEADERS

### Total Tackles

Player, School	Years	GP	Solo	Assist	Total
1. Kane Ioane, Montana State	2000-03	48	242	229	471
2. J.C. Sherritt, E. Washington	2007-10	45	197	235	432
3. Bobby Daly, Montana State	2005-08	47	183	197	380
4. Pogo Togafau, Idaho State	2003-06	45	132	232	364
5. Cristian Sarmento, N. Colorado	2006-08	33	182	172	354
6. Matt McFadden, Weber State	2000-03	41	152	198	350
7. Cyrus Mulitalo, Sacramento State	2005-08	45	148	188	336
8. Joey Cwik, Eastern Washington	2002-05	47	150	182	332
9. Brett Shelton, Sacramento State	2004-07	44	179	147	326
10. Jordan Senn, Portland State	2004-07	43	154	166	320
11. A.J. Storms, Idaho State*	2008-	30	146	166	312

### Tackles for Loss

Player, School	Years	GP	Total
1. Jared Allen, Idaho State	2000-03	41	73.0
2. Brady Fosmark, Weber State	2001-05	43	64.5
3. Mike Brannon, Sacramento State	2005-08	45	52.5
4. Dane Fletcher, Montana State	2006-09	39	50.5
5. Tim Bush, Montana	2000-03	48	50.0
6. Greg Peach, Eastern Washington	2005-08	47	49.5

### Sacks

Player, School	Years	GP	Total
1. Jared Allen, Idaho State	2000-03	41	38.5
2. Greg Peach, Eastern Washington	2005-08	47	35.5
3. Tim Bush, Montana	2000-03	48	34.5
4. Kroy Biermann, Montana	2004-07	52	33
5. Brady Fosmark, Weber State	2001-05	43	32.5

## SINGLE-SEASON LEADERS

### Total Tackles

Player, School	Year	GP	Solo	Assist	Total
1. J.C. Sherritt, Eastern Washington	2010	15	85	91	176
2. J.C. Sherritt, Eastern Washington	2009	12	71	99	170
3. Greg Belzer, Eastern Washington	2000	11	45	106	151
4. A.J. Storms, Idaho State*	2010	11	63	83	146
T5. Cristian Sarmento, N. Colorado	2008	11	72	70	142
T5. Kane Ioane, Montana State	2003	13	79	63	142
7. Bobby Daly, Montana State	2007	11	75	60	135
8. Zach Johnson, Eastern Washington	2010	15	62	72	134
9. Matt McFadden, Weber State	2003	11	50	83	133
10. Jimmy Ellingson, Sacramento St.	2004	11	56	76	132
11. Cristian Sarmento, No. Colorado	2007	11	70	61	131
12. Colt Anderson, Montana	2008	16	63	66	129

### Tackles for Loss

Player, School	Year	GP	Total
1. Jared Allen, Idaho State	2003	12	28.0
2. Andy Petek, Montana	2000	11	27.0
3. Jeff Allen, Eastern Washington	2000	11	24.0
4. Greg Peach, Eastern Washington	2008	11	22.0
5. Keith O'Neil, Northern Arizona	2002	11	21.0
6. Chris Hunsaker, Northern Arizona	2006	11	21.0
7. Tim Bush, Montana	2002	13	20.5
8. Brady Fosmark, Weber State	2003	9	20.5
T9. Anthony Daisley, Sacramento State	1999	11	19.0
T9. Jeff Charleston, Idaho State	2005	11	19.0
T9. Jon Montoya, Montana State	2002	13	19.0
T9. Dane Fletcher, Montana State	2007	10	19.0

### Sacks

Player, School	Year	GP	Total
1. Andy Petek, Montana	2000	11	19.0
2. Greg Peach, Eastern Washington	2008	11	18.0
3. Jared Allen, Idaho State	2003	12	17.5

Player, School	Year	GP	Total
4. Kroy Biermann, Montana	2007	12	15.0
T5. Tim Bush, Montana	2002	13	13.0
T5. Zach Nash, Sacramento State	2010	11	13.0
7. Brady Fosmark, Weber State	2003	9	12.5
T8. Anthony Daisley, Sacramento State	2000	11	12.0
T8. Mike Murphy, Montana	2004	15	12.0
T8. Jeff Charleston, Idaho State	2005	11	12.0
T11. Chris Hunsaker, Northern Arizona	2006	11	11.5
T11. Jeff Allen, Eastern Washington	2000	11	11.5

## SINGLE-GAME HIGHS

### Tackles

Tackles	Year	Player, School (Opponent)
24	2009	J.C. Sherritt, Eastern Washington (Weber State, Oct. 10)
23	2001	Matt McFadden, Weber State (Idaho State, Oct. 27)
21	2001	Matt McFadden, Weber State (Montana, Nov. 10)
21	2006	Pogo Togafau, Idaho State (Northern Arizona, Sept. 23)
21	2006	Cyrus Mulitalo, Sacramento State (Northern Colorado, Oct. 28)
21	2004	Eric Jones, Weber State (Montana State, Oct. 9)
21	2003	Kane Ioane, Montana State (Northern Arizona, Oct. 25)
21	2002	Kane Ioane, Montana State (Saint Mary's, Aug. 31)
20	2010	A.J. Storms, Idaho State (Utah State, Sept. 11)
20	2010	A.J. Storms, Idaho State (Montana, Oct. 9)
20	2009	Paul Ena, Eastern Washington (Stephen F. Austin, Nov. 28)
20	2007	Cristian Sarmento, Northern Colorado (E. Washington, Nov. 3)
20	2004	Pogo Togafau, Idaho State (Eastern Washington, Sept. 25)
19	2008	Cristian Sarmento, N. Colorado (Northern Arizona, Sept. 27)

### Tackles For loss

TFL	Year	Player, School (Opponent)
7.0	2004	Brady Fosmark, Weber State (Sacramento State, Oct. 16)
6.0	2010	Zack Nash, Sacramento State (Idaho State, Nov. 13)
6.0	2002	Tim Bush, Montana (Northern Arizona, Nov. 2)
5.5	2003	Brady Fosmark, Montana (Eastern Washington, Sept. 27)
5.0	2000	Jared Allen, Idaho State (Northern Arizona, Oct. 7)
5.0	2006	Chris Hunsaker, Northern Arizona (N. Colorado, Nov. 18)
5.0	2003	Josh Ratliff, Portland State (Sacramento State, Oct. 18)
5.0	2004	Jacob Houston, Sacramento State (Weber State, Oct. 16)
5.0	2001	Adam Cordeiro, Montana State (Idaho State, Nov. 10)
4.5	2008	Greg Peach, Eastern Washington (Idaho State, Sept. 27)
4.5	2008	J.C. Sherritt, Eastern Washington (Idaho State, Sept. 27)
4.5	2008	Greg Peach, Eastern Washington (Montana, Oct. 11)
4.5	2008	KJ McCrae, Portland State (Montana, Nov. 8)
4.5	2007	Mike Brannon, Sacramento State (E. Washington, Oct. 27)
4.5	2006	Dallas Mauga, Sacramento State (Montana State, Oct. 14)
4.5	2006	Chris Hunsaker, Northern Arizona (Montana, Oct. 14)

### Sacks

Sacks	Year	Player, School (Opponent)
5.0	2010	Zack Nash, Sacramento State (Idaho State, Nov. 13)
4.5	2001	Adam Cordeiro, Montana State (Idaho State, Nov. 10)
4.0	2010	Sean Ritten, Idaho State (Northern Colorado, Sept. 18)
4.0	2009	Christian Clark, Sacramento State (Northern Arizona, Oct. 31)
4.0	2008	Greg Peach, Eastern Washington (Idaho State, Sept. 27)
4.0	2006	Adam Hayward, Portland State (New Mexico, Sept. 2)
4.0	2003	Jared Allen, Idaho State (Eastern Washington, Oct. 4)
4.0	2003	Tim Bush, Montana (Northern Arizona, Nov. 3)
4.0	2002	Tim Bush, Montana (Northern Arizona, Nov. 2)
4.0	2001	Adam Chambers, Eastern Washington (C. Washington, Nov. 17)
3.5	2005	Tyson Butler, Sacramento State (Eastern Washington, Oct. 29)
3.5	2007	Mike Brannon, Sacramento State (E. Washington, Oct. 27)

# TEAM-BY-TEAM DEFENSIVE RECORDS

THE FOLLOWING IS A LIST OF TEAM-BY-TEAM ALL-TIME DEFENSIVE RECORDS. THIS IS INCLUDED IN THE MEDIA GUIDE AS A WAY TO RECOGNIZE THOSE WHO COMPETED PRIOR TO 2000 WHEN THE NCAA BEGAN RECOGNIZING TACKLES, TACKLES FOR LOSS AND SACKS.

## Eastern Washington (Since joining the Big Sky in 1987)

### **Career**

Total tackles - 432, J.C. Sherritt, 2007-2010  
Tackles for Loss - 58, Jeff Allen, 1997-2000  
Sacks - 35.5, Greg Peach, 2005-08

### **Season**

Total tackles - 176, J.C. Sherritt, 2010  
Tackles for Loss - 24, Jeff Allen, 2000  
Sacks - 18, Greg Peach, 2008

### **Single-Game**

Total tackles - 24, J.C. Sherritt vs. Weber State, Oct. 10, 2009.

Tackles for loss - 6, Tommy Williams vs. Montana St., Oct. 10, 1992

Sacks - 4.5, Dario Romero vs. CS Northridge, Nov. 15, 1997; 4.5 Tommy Williams, vs. Northern Arizona, Oct. 24, 1992.

## Idaho State

### **Career**

Total tackles - 414, Mike Calley, 1984-87  
Tackles for Loss - 73, Jared Allen, 2000-03  
Sacks - 42.5, Josh Hays, 1993-96

### **Season**

Total tackles - 208, Joe Mattie, 1973  
Tackles for loss - 28, Jared Allen, 2003  
Sacks - 17.5, Jared Allen, 2003

### **Single Game**

Total tackles - 27, Joe Mattie vs. Northern Arizona, 1973; 27, Mike Calley, vs. Northern Arizona 1987

Tackles for loss - 5, Josh Hays, vs. Boise State, 1994

Sacks - 5, Josh Hays vs. Boise State, 1994

## Montana (From 1976)

### **Career**

Total tackles - 393 Vince Huntsberger, 1998-01  
Tackles for Loss - 50, Tim Bush, 2000-03  
Sacks - 34.5, Tim Bush, DE, 2000-03

### **Season**

Total tackles - 129, Tim Hauck, 1989  
Tackles for loss - 27, Andy Petek, 2000  
Sacks - 19, Andy Petek, 2000

### **Single Game**

Total tackles - 25, Tim Hauck, 1989 vs. Fresno State.

Tackles for loss - 5, Jason Crebo at Cal State Northridge, 1996

Sacks - 4.5, Tim Bush vs. N. Arizona, 2002

## Montana State

### **Career**

Total tackles - 518, Kirk Timmer, 1983-86  
Tackles for Loss - 66, Corey Widmer, 1988-91  
Sacks - 40, Mark Fellows, 1981-84

### **Season**

Total tackles - 202, Jim Kalafat, 1982  
Tackles for loss - 30, Mark Fellows, 1984  
Sacks - 23, Mark Fellows, 1984

### **Single Game**

Total tackles - 30, Jim Kalafat vs. Nevada, 1983

Tackles for loss - 7, Matt Micklewright vs. NAU, 1986

Sacks - 7, Matt Micklewright vs. NAU, 1986

## Northern Arizona

### **(Since Joining the Big Sky in 1970)**

### **Career**

Total tackles - 424, James Gee, 1981-84  
Tackles for Loss - 64, James Gee, 1981-84  
Sacks - 22, Scott Johnson 1984-87 & Keith O'Neil, 1999-02

### **Season**

Total tackles - 182 Greg Gerken, 1980  
Tackles for loss - 27, James Gee, 1983  
Sacks - 15, James Gee, 1983

### **Single Game**

Total tackles - 24, Dick Shumway, vs. Montana 1980; Pete Jonovich, 1988 vs. Boise State;

Darrell Jordan, 1989 vs. w. New Mexico

Tackles for loss - 6.5, Kacey Allen, vs. Idaho St. 1999.

Sacks - 6.5 Kacey Allen, vs. Idaho St., 1999

## Northern Colorado

### **(Since Joining the League in 2006)**

### **Career**

Total tackles - 354, Cristian Sarmento, 2006-08  
Tackles for loss - 26.5, Cristian Sarmento, 2006-08

Sacks - Cristian Sarmento, 12, 2006-08

### **Season**

Total tackles - 142, Cristian Sarmento, 2008  
Tackles for loss - 15, Cristian Sarmento, 2008  
Sacks - 10, Cristian Sarmento, 2008

### **Single Game**

Total tackles - 20, Cristian Sarmento vs. N. Eastern Washington, 2007

Tackles for loss - 4, Nick Hernon, vs. Portland State, 2010

Sacks - 6 times a player had 2 sacks in a game, last by Sarmento, EWU, 2008

## Portland State

### **(Since joining Big Sky in 1996)**

### **Career**

Total tackles - 320, Jordan Senn, 2004-07  
Tackles for Loss - 44, Tom Matijacic, 1996-98  
Sacks - 14, Chris Cain, 1997-000

### **Season**

Total tackles - 125 Neil Fendall, 1996  
Tackles for loss - 19, Mike McCarthy, 1997  
Sacks - 9.5, Adam Hayward, 2006

### **Single Game**

Total tackles - 22, Neil Fendall, 1996 vs. UC Davis.

Tackles for loss - 6, Mike McCarthy vs. Saint Mary's 1997.

Sacks - 4.0, Adam Hayward vs. N.. Mexico, 2006.

## Sacramento State

### **(Since Joining the Big Sky in 1996)**

### **Career**

Total tackles - 435, Rylan Wickman, 1995-98  
Tackles for loss - 52.5 - Mike Brannon, 2005-08  
Sacks - 27.5 - Mike Brannon, 2005-08

### **Season**

Total tackles - 154, Rylan Wickman, 1997  
Tackles for loss - 25, Anthony Daisley, 2000  
Sacks - 12.0, Anthony Daisley, 1999

### **Single Game**

Total tackles - 22, Ryland Wickman, vs. Eastern Washington 1997

Tackles for loss - 6, Zack Nash vs. Idaho State, 2010.

Sacks - 5.0, Zack Nash vs. Idaho State, 2010

## Weber State

### **Career**

Total tackles - 450, Danny Rich 1978-81  
Tackles for loss - 64.5, Brady Fosmark, 2002-05  
Sacks - 32.5, Brady Fosmark, 2002-05

### **Season**

Total tackles - 184, Joe DiPoalo, 1982  
Tackles for loss - 20.5, Brady Fosmark, 2003  
Sacks - 13, Eric Weston, 1997

### **Single Game**

Total tackles - 31, Danny Rich, vs. Nevada, 1980

Tackles for loss - 7.0, Brady Fosmark, vs. Sacramento State, 2004.

Sacks - 4, Kris Heindel, vs. Idaho State, 1990; 4, Otto Ribary, vs. Portland State, 1977; 4, Jacob Belmont vs. Montana Tech, 1994; 4, Weston Weaver, vs. Portland State, 1996; 4, Brian Edmisten vs. Cal State Northridge, 1998

# TEAM STATISTICAL LEADERS



QUARTERBACK CONNOR KAVANAUGH HELPED PORTLAND STATE AVERAGE A LEAGUE-BEST 203.3 RUSHING YARDS PER GAME IN 2010.

TOTAL OFFENSE			TOTAL DEFENSE			RUSHING OFFENSE			RUSHING DEFENSE		
Year	School	Avg.	Year	School	Avg.	Year	School	Avg.	Year	School	Avg.
1963	Weber State	340.7	1963	Montana State	212.1	1963	Montana State	234.8	1963	Idaho	127.3
1964	Montana State	303.3	1964	Idaho State	182.0	1964	Idaho State	247.6	1964	Idaho State	113.3
1965	Weber State	344.4	1965	Weber State	198.0	1965	Weber State	234.7	1965	Weber State	99.6
1966	Weber State	460.1+	1966	Montana State	238.4	1966	Montana State	255.3	1966	Montana State	65.9
1967	Weber State	346.1	1967	Montana	289.4	1967	Montana	228.1	1967	Montana	163.0
1968	Weber State	436.1	1968	Weber State	294.8	1968	Montana State	213.4	1968	Weber State	110.4
1969	Montana	454.8	1969	Weber State	258.1	1969	Montana	331.5	1969	Weber State	108.8
1970	Montana	429.5	1970	Montana	226.4	1970	Montana	334.4	1970	Montana	69.9
1971	Boise State	417.1	1971	Idaho	272.4	1971	Weber State	337.2	1971	Idaho	133.4
1972	Boise State	442.9	1972	Montana State	259.4	1972	Weber State	249.3	1972	Montana State	114.3
1973	Boise State	466.5+	1973	Montana State	266.7	1973	Montana State	276.8	1973	Montana State	126.0
1974	Boise State	516.9+	1974	Boise State	292.9	1974	Montana State	269.8	1974	Boise State	145.3
1975	Boise State	436.0	1975	Idaho State	257.8	1975	Idaho	284.6	1975	Montana	140.4
1976	Boise State	388.5	1976	Northern Arizona	288.8	1976	Montana State	287.5+	1976	Northern Arizona	140.4
1977	Boise State	424.0	1977	Northern Arizona	293.8	1977	Montana State	244.5	1977	Northern Arizona	104.7
1978	Montana State	371.3	1978	Weber State	305.7	1978	Montana State	243.2	1978	Montana	160.7
1979	Boise State	431.5	1979	Northern Arizona	269.9	1979	Nevada	261.9	1979	Northern Arizona	125.1
1980	Boise State	382.7	1980	Nevada	222.0	1980	Idaho	260.2	1980	Nevada	75.9
1981	Idaho	438.8#	1981	Weber State	313.5	1981	Idaho	266.3#	1981	Montana	120.8
1982	Idaho	427.9	1982	Nevada	311.5	1982	Nevada	223.2	1982	Nevada	101.8
1983	Idaho	479.4#	1983	Nevada	297.5	1983	Nevada	258.2	1983	Idaho State	98.5
1984	Montana State	447.4	1984	Montana State	314.5	1984	Boise State	196.5	1984	Montana State	94.4
1985	Weber State	516.1#	1985	Nevada	289.2	1985	Boise State	235.4	1985	Nevada	77.8
1986	Nevada	492.0#	1986	Boise State	269.4	1986	Nevada	216.3	1986	Boise State	80.3
1987	Boise State	450.4	1987	Northern Arizona	331.7	1987	Boise State	192.9	1987	Montana	111.0
1988	Idaho	442.8	1988	Montana	279.9	1988	Montana State	216.4	1988	Montana	97.8
1989	Idaho	495.9#	1989	Boise State	324.8	1989	Montana State	206.6	1989	Montana	70.2#
1990	Weber State	485.7	1990	Nevada	305.3	1990	Idaho	182.8	1990	Montana	86.1
1991	Weber State	578.5#	1991	Boise State	311.6	1991	Weber State	191.9	1991	Boise State	84.4#
1992	Idaho	490.0	1992	Idaho	334.1	1992	Idaho	208.8	1992	Eastern Washington	83.0
1993	Idaho	532.0#	1993	Northern Arizona	345.9	1993	Idaho	254.5#	1993	Northern Arizona	119.7
1994	Idaho	518.6	1994	Weber State	340.9	1994	Idaho	219.9	1994	Idaho	65.3#
1995	Montana	512.5#	1995	Idaho	291.9	1995	Northern Arizona	204.8	1995	Idaho	81.2
1996	Northern Arizona	523.7#	1996	Weber State	338.3	1996	Northern Arizona	212.5	1996	Montana	104.1
1997	Eastern Washington	505.6#	1997	Eastern Washington	313.8	1997	Eastern Washington	226.3	1997	Eastern Washington	81.5
1998	Portland State	464.6	1998	Weber State	273.7	1998	Sacramento State	228.2	1998	Weber State	98.2
1999	Montana	517.4	1999	Montana	348.5	1999	Sacramento State	234.2	1999	Montana	105.1
2000	Montana	445.9	2000	Montana	265.0	2000	Sacramento State	207.9	2000	Montana	76.6
2001	Eastern Washington	514.5#	2001	Montana State	358.0	2001	Eastern Washington	225.4	2001	Northern Arizona	107.8
2002	Eastern Washington	447.5	2002	Montana State	306.8	2002	Sacramento State	156.2	2002	Montana	100.7
2003	Northern Arizona	423.5	2003	Montana State	298.4	2003	Weber State	203.2	2003	Montana	93.6
2004	E. Washington	475.5	2004	Portland State	346.3	2004	Portland State	204.4	2004	Portland State	111.6
2005	E. Washington	478.0	2005	Montana State	332.2	2005	Portland State	195.3	2005	Idaho State	119.0
2006	Northern Arizona	405.1	2006	Montana	266.4	2006	Montana	139.4	2006	Montana	106.8
2007	E. Washington	462.3	2007	Montana	338.8	2007	No. Arizona	232.3	2007	Sacramento State	117.5
2008	Weber State	455.3	2008	Montana State	314.1	2008	Montana State	175.2	2008	Northern Arizona	59.8#
2009	Eastern Washington	462.2	2009	Montana State	343.9	2009	Montana	160.2	2009	Montana State	82.5
2010	Montana State	451.8	2010	Montana	289.8	2010	Portland State	203.3	2010	Northern Arizona	93.5

#Indicates FCSLeaders, +Indicates NCAA Division II Leader

# TEAM STATISTICAL LEADERS

NORTHERN ARIZONA'S SCOTT MCKEEVER (46)  
HELPED THE LUMBERJACKS LEAD THE BIG SKY IN  
RUSHING AND SCORING DEFENSE.



PASSING OFFENSE			PASSING DEFENSE			SCORING OFFENSE			SCORING DEFENSE		
Year	School	Avg.	Year	School	Avg.	Year	School	Avg.	Year	School	Avg.
1963	Weber State	131.7	1963	Idaho State	82.1	1963	Weber State	24.1	1963	Montana State	9.9
1964	Idaho	100.6	1964	Montana State	72.1	1964	Idaho State	22.7	1964	Montana State	10.4
1965	Weber State	109.8	1965	Not Recorded		1965	Weber State	30.0	1965	Weber State	11.3
1966	Weber State	238.6	1966	Idaho	111.1	1966	Montana State	39.4	1966	Montana State	13.4
1967	Weber State	142.4	1967	Weber State	111.6	1967	Montana State	22.8	1967	Montana	10.3
1968	Idaho	277.1	1968	Weber State	184.3	1968	Weber State	27.0	1968	Weber State	18.4
1969	Idaho	274.1	1969	Weber State	149.3	1969	Idaho State	35.6	1969	Montana	11.7
1970	Idaho	164.7	1970	Boise State	105.6	1970	Montana	32.0	1970	Boise State	11.7
1971	Boise State	223.5	1971	Weber State	130.1	1971	Boise State	29.0	1971	Weber State	14.4
1972	Boise State	242.7	1972	Idaho State	108.6	1972	Boise State	31.4	1972	Montana State	15.8
1973	Boise State	232.2	1973	Northern Arizona	98.2	1973	Boise State	34.8	1973	Montana State	15.2
1974	Boise State	334.5+	1974	Idaho	101.5	1974	Boise State	44.6	1974	Montana State	20.2
1975	Boise State	274.2	1975	Idaho State	101.9	1975	Boise State	34.5	1975	Idaho State	14.8
1976	Weber State	217.4	1976	Montana State	129.2	1976	Northern Arizona	26.9	1976	Montana State	10.5
1977	Weber State	239.7	1977	Weber State	158.4	1977	Northern Arizona	29.5	1977	Northern Arizona	15.4
1978	Weber State	228.5	1978	Weber State	129.4	1978	Montana State	28.8	1978	Boise State	16.5
1979	Boise State	181.3	1979	Boise State	108.5	1979	Boise State	31.5	1979	Boise State	12.7
1980	Idaho State	261.1	1980	Northern Arizona	131.9	1980	Idaho State	25.3	1980	Nevada	10.3
1981	Idaho State	325.7#	1981	Idaho State	173.9	1981	Idaho State	29.6	1981	Idaho State	13.7
1982	Idaho	293.9	1982	Idaho State	184.8	1982	Idaho	31.5	1982	Boise State	19.2
1983	Idaho	336.1#	1983	Boise State	188.8	1983	Nevada	31.6	1983	Boise State	17.6
1984	Montana State	333.8	1984	Northern Arizona	217.2	1984	Idaho	33.0	1984	Montana State	20.4
1985	Idaho	317.5	1985	Northern Arizona	185.4	1985	Nevada	40.6	1985	Nevada	14.1
1986	Montana	312.2	1986	Northern Arizona	188.5	1986	Nevada	39.4#	1986	Nevada	15.5
1987	Idaho	337.3	1987	Eastern Washington	200.4	1987	Weber State	37.0	1987	Montana	18.6
1988	Idaho	289.5	1988	Montana	182.1	1988	Weber State	32.7	1988	Montana	15.8
1989	Idaho	374.3	1989	Northern Arizona	215.6	1989	Idaho	35.1	1989	Montana	19.3
1990	Weber State	342.2#	1990	Nevada	187.3	1990	Idaho	37.2	1990	Boise State	16.6
1991	Weber State	389.1#	1991	Boise State	227.3	1991	Nevada	45.1#	1991	Boise State	17.9
1992	Montana	325.6	1992	Weber State	175.6	1992	Idaho	40.5	1992	Montana State	19.3
1993	Montana	359.0	1993	Montana State	216.5	1993	Idaho	47.5#	1993	Eastern Washington	22.5
1994	Montana	372.3	1994	Weber State	209.3	1994	Idaho	42.9	1994	Boise State	18.6
1995	Montana	408.2#	1995	Idaho State	189.3	1995	Montana	42.5#	1995	Northern Arizona	14.8
1996	Montana	339.6#	1996	Weber State	217.8	1996	Northern Arizona	43.0#	1996	Montana	17.4
1997	Cal State Northridge	358.1#	1997	Weber State	210.5	1997	Eastern Washington	35.4	1997	Montana	17.0
1998	Montana	311.6	1998	Weber State	99.3	1998	Montana State	31.6	1998	Weber State	17.6
1999	Montana	370.0	1999	Montana	227.8	1999	Montana	46.4	1999	Montana	23.1
2000	Montana	312.4	2000	Montana	188.4	2000	Portland State	35.6	2000	Montana	19.3
2001	Weber State	299.0	2001	Montana State	203.9	2001	Eastern Washington	41.9#	2001	Montana	20.3
2002	Eastern Washington	317.5	2002	Montana State	194.1	2002	Eastern Washington	33.2	2002	Idaho State	17.1
2003	Idaho State	299.6	2003	Montana State	168.7	2003	Montana	33.1	2003	Montana State	16.5
2004	Idaho State	328.3	2004	Weber State	206.1	2004	Eastern Washington	37.5	2004	Portland State	20.3
2005	E. Washington	341.8	2005	Montana State	165.6	2005	Eastern Washington	35.0	2005	Montana	18.2
2006	Northern Arizona	267.2	2006	Montana	159.6	2006	Northern Arizona	34.4	2006	Montana	16.1
2007	Portland State	360.9#	2007	Weber State	212.2	2007	Eastern Washington	33.6	2007	Montana	14.8
2008	Portland State	372.2#	2008	Montana	195.3	2008	Weber State	35.2	2008	Montana	17.8
2009	Eastern Washington	321.2	2009	Northern Colorado	205.8	2009	Montana	35.8	2009	Montana	19.0
2010	Montana State	276.2	2010	Montana	140.0	2010	Montana State	33.0	2010	Northern Arizona	19.8

#Indicates NCAA Division I-AA Leaders, +Indicates NCAA Division II Leader

# OFFENSIVE TRENDS

Year	RUSHING OFFENSE						PASSING OFFENSE						
	G	Att.	Yds.	Avg. /Att.	TD	YPG Avg.	Att.	Comp.	Int.	Pct.	Yds.	TD	YPG Avg.
1963	N/A	N/A	N/A	N/A	N/A	N/A	N/A	N/A	N/A	N/A	N/A	N/A	N/A
1964	46	2,279	8,506	3.7	N/A	184.9	629	245	52	.389	3,268	N/A	71.1
1965	48	2,347	8,657	3.7	N/A	180.3	676	290	52	.428	3,782	N/A	78.8
1966	47	2,278	8,940	3.9	N/A	190.2	940	431	71	.458	5,922	32	126.0
1967	50	2,531	9,327	3.7	N/A	186.5	978	402	72	.411	4,993	35	99.8
1968	47	2,312	7,715	3.3	N/A	164.1	1,526	717	115	.469	10,495	79	223.3
1969	49	2,584	9,696	3.7	N/A	197.8	1,396	618	82	.442	8,317	71	169.7
1970	74	3,626	13,438	3.7	N/A	181.6	1,864	748	139	.401	9,997	70	135.0
1971	73	3,647	15,427	4.2	N/A	211.3	1,718	710	116	.413	9,771	61	133.8
1972	75	3,803	15,055	3.9	N/A	200.7	1,507	622	138	.412	9,582	79	127.7
1973	76	3,762	15,219	4.0	140	200.2	1,586	684	113	.431	9,084	68	119.5
1974	72	3,611	14,363	4.0	142	199.4	1,451	702	107	.483	10,464	86	145.3
1975	73	3,683	15,186	4.1	145	208.1	1,502	689	103	.458	9,097	59	135.7
1976	74	3,657	15,414	4.2	153	208.3	1,523	755	94	.495	9,839	60	132.9
1977	74	3,656	14,499	4.0	128	195.9	1,803	847	112	.469	11,293	76	152.6
1978	75	3,487	12,324	3.5	118	179.2	1,957	928	132	.474	11,936	86	138.7
1980	86	3,923	14,565	3.7	120	169.4	2,159	1,113	91	.515	14,161	98	164.7
1981	85	3,658	14,230	3.9	128	167.4	2,553	1,369	126	.536	17,958	120	211.3
1982	88	3,561	11,897	3.3	131	135.2	2,973	1,615	123	.543	19,719	126	224.1
1983	87	3,440	11,837	3.4	111	136.1	2,966	1,554	130	.524	19,537	134	224.6
1984	87	3,464	11,893	3.4	125	136.7	3,275	1,837	137	.561	23,262	160	267.4
1985	88	3,812	15,104	3.9	156	171.6	2,951	1,612	149	.546	21,249	146	241.5
1986	87	3,228	10,894	3.4	121	125.2	3,412	1,847	135	.541	23,799	174	273.5
1987	99	3,955	14,714	3.7	158	148.6	3,365	1,905	133	.566	25,101	183	253.5
1988	98	3,979	13,864	3.5	148	141.5	3,131	1,616	163	.516	20,819	133	212.4
1989	97	3,766	12,753	3.4	147	131.5	3,504	1,905	150	.543	24,892	167	256.6
1990	99	3,841	13,738	3.6	159	138.8	3,699	1,983	159	.536	26,347	177	266.1
1991	99	3,842	13,901	3.6	189	140.4	3,805	2,082	152	.547	28,142	190	284.3
1992	87	3,362	11,124	3.3	130	128.2	2,917	1,595	111	.537	19,590	116	225.5
1993	87	3,522	13,587	3.9	153	156.2	2,859	1,584	94	.554	21,857	170	251.2
1994	88	3,255	12,045	3.7	143	136.9	3,214	1,809	89	.563	25,049	193	284.6
1995	87	3,242	12,444	3.8	142	143.0	2,995	1,722	95	.575	21,743	166	249.9
1996	99	3,648	13,975	3.8	157	141.2	3,502	1,891	138	.540	25,670	205	259.3
1997	100	3,488	12,917	3.7	118	129.2	3,559	1,960	120	.551	25,429	173	254.3
1998	99	3,708	14,884	4.0	148	150.3	3,048	1,730	98	.568	22,195	168	224.2
1999	99	3,623	15,605	4.3	173	157.6	3,591	2,048	97	.570	27,270	222	275.5
2000	99	3,747	14,920	3.9	167	150.7	3,267	1,837	104	.562	23,172	152	234.1
2001	89	3,316	15,204	4.6	166	170.8	3,072	1,732	86	.564	22,897	177	257.3
2002	94	3,351	11,785	3.5	124	125.4	3,216	1,835	91	.570	23,334	165	248.2
2003	96	3,722	13,695	3.7	149	142.7	2,993	1,716	102	.573	21,731	159	226.4
2004	94	3,369	12,397	3.7	150	131.9	3,362	1,888	118	.562	23,809	157	253.2
2005	90	3,407	12,962	3.8	136	144.0	2,920	1,581	98	.541	18,964	133	210.7
2006	104	3,515	11,819	3.4	107	113.6	3,038	1,681	134	.553	21,371	146	205.5
2007	103	3,977	15,032	3.8	136	145.9	3,531	2,006	125	.568	24,698	169	239.8
2008	110	3,761	14,037	3.7	168	127.6	3,852	2,241	131	.582	28,691	194	260.8
2009	105	3,471	12,724	3.7	127	121.2	3,774	2,264	114	.599	26,927	193	256.4
2010	104	3,877	15,684	4.0	137	150.8	3,328	1,912	111	.575	23,695	190	227.8

# OFFENSIVE TRENDS

Year	G	TOTAL OFFENSE				YPG Avg.
		Plays	Yards	Avg./ Att.	TD	
1963	N/A	N/A	N/A	N/A	N/A	N/A
1964	46	2,908	11,774	4.1	N/A	255.9
1965	48	3,023	12,439	4.1	N/A	259.1
1966	47	3,218	14,862	4.6	N/A	316.2
1967	50	3,509	14,320	4.1	N/A	286.4
1968	47	3,838	18,210	4.7	N/A	387.4
1969	49	3,980	18,013	4.5	N/A	367.6
1970	74	5,490	23,435	4.3	N/A	316.6
1971	73	5,366	25,198	4.7	N/A	345.1
1972	75	5,310	24,637	4.6	N/A	328.5
1973	76	5,348	24,303	4.5	208	319.7
1974	72	5,062	24,827	4.9	228	344.8
1975	73	5,185	25,093	4.8	204	343.7
1976	74	5,180	25,253	4.9	193	341.2
1977	74	5,459	25,792	4.7	204	348.5
1978	75	5,208	23,031	4.4	192	307.8
1979	86	6,038	27,349	4.5	204	318.0
1980	86	6,082	28,714	4.7	218	333.9
1981	85	6,211	32,188	5.2	248	378.7
1982	88	6,534	31,616	4.8	257	359.3
1983	87	6,406	31,374	4.9	245	360.6
1984	87	6,739	35,155	5.2	285	404.1
1985	88	6,763	36,353	5.4	306	413.1
1986	87	6,640	34,693	5.2	295	398.8
1987	99	7,320	39,815	5.3	341	394.1
1988	98	7,110	34,683	4.9	281	353.9
1989	97	7,270	37,645	5.2	314	388.1
1990	99	7,540	40,085	5.3	336	404.9
1991	99	7,603	42,043	5.5	379	424.7
1992	87	6,280	30,714	4.9	246	353.7
1993	87	6,551	35,444	5.4	323	407.4
1994	88	6,469	37,094	5.7	336	421.5
1995	87	6,237	34,187	5.5	308	393.0
1996	99	7,127	39,645	5.6	391	400.5
1997	100	7,049	38,346	5.4	315	383.5
1998	99	6,756	37,079	5.5	337	374.5
1999	99	7,214	42,875	5.8	395	433.1
2000	99	7,014	38,092	5.4	319	384.8
2001	89	6,388	38,101	6.0	343	428.1
2002	94	6,567	35,119	5.3	289	373.6
2003	96	6,715	35,426	5.3	308	369.0
2004	94	6,731	36,206	5.4	307	385.1
2005	90	6,327	31,923	5.0	269	354.7
2006	104	6,553	32,988	5.0	253	317.2
2007	103	7,480	39,730	5.3	305	385.7
2008	110	7,613	42,728	5.6	362	388.4
2009	105	7,245	39,651	5.5	320	377.6
2010	104	7,205	39,379	5.5	327	378.6

Year	G	SCORING OFFENSE	
		Points	PPG Avg.
1963	45	816	18.1
1964	46	721	15.7
1965	48	866	18.1
1966	47	1,053	22.4
1967	50	824	16.5
1968	47	1,128	24.0
1969	49	1,280	26.1
1970	73	1,725	23.6
1971	72	1,604	22.3
1972	75	1,520	20.3
1973	75	1,583	21.1
1974	72	1,658	23.1
1975	73	1,732	23.7
1976	74	1,620	21.9
1977	74	1,689	22.8
1978	75	1,532	20.4
1979	86	1,693	19.7
1980	86	1,594	18.5
1981	85	2,103	24.7
1982	88	2,242	25.5
1983	87	2,145	24.6
1984	87	2,382	27.4
1985	88	2,578	29.3
1986	87	2,440	28.0
1987	99	2,869	28.9
1988	98	2,557	26.1
1989	97	2,626	27.1
1990	99	2,859	28.9
1991	99	3,073	31.0
1992	87	2,092	24.0
1993	87	2,675	30.7
1994	88	2,754	31.3
1995	87	2,567	29.5
1996	99	2,970	30.0
1997	100	2,487	24.9
1998	99	2,665	26.9
1999	99	3,192	32.2
2000	99	2,646	26.7
2001	89	2,835	31.9
2002	94	2,514	26.7
2003	96	2,689	28.0
2004	94	2,316	24.6
2005	90	2,315	25.7
2006	104	2,236	21.5
2007	103	2,647	25.7
2008	110	3,044	27.7
2009	105	2,713	25.8
2010	104	2,867	27.6

# DEFENSIVE TRENDS

Year	G	RUSHING DEFENSE					PASSING DEFENSE							
		Att.	Yds.	Avg. /Att.	TD	YPG Avg.	Att.	Comp.	Int	Pct.	Yds.	TD	YPG Avg.	
1963	N/A	N/A	N/A	N/A	N/A	N/A	N/A	N/A	N/A	N/A	N/A	N/A	N/A	N/A
1964	N/A	N/A	N/A	N/A	N/A	N/A	N/A	N/A	N/A	N/A	N/A	N/A	N/A	N/A
1965	N/A	N/A	N/A	N/A	N/A	N/A	N/A	N/A	N/A	N/A	N/A	N/A	N/A	N/A
1966	N/A	N/A	N/A	N/A	N/A	N/A	N/A	N/A	N/A	N/A	N/A	N/A	N/A	N/A
1967	50	2,405	9,523	4.0	N/A	190.5	1,126	505	77	.448	7,128	N/A	142.5	
1968	47	2,197	7,489	3.4	N/A	159.3	1,453	663	N/A	.456	9,297	N/A	197.8	
1969	49	2,236	7,100	3.2	N/A	144.9	1,468	636	86	.433	8,982	N/A	183.3	
1970	73	3,508	11,781	3.4	N/A	161.4	1,961	844	127	.430	11,391	N/A	156.0	
1971	73	3,422	12,465	3.6	N/A	170.8	1,830	787	140	.430	10,790	70	147.8	
1972	75	3,704	13,714	3.7	147	182.9	1,598	676	124	.423	10,027	67	133.7	
1973	74	3,730	14,219	3.8	141	192.1	1,620	716	117	.442	10,100	77	136.5	
1974	72	3,650	14,828	4.1	150	205.9	1,456	649	104	.446	9,515	73	132.2	
1975	73	3,696	14,647	4.0	155	200.6	1,501	702	90	.468	10,580	59	144.9	
1976	74	3,640	14,294	3.9	140	193.2	1,725	887	111	.514	11,462	67	154.9	
1977	74	3,566	13,843	3.9	N/A	187.1	2,031	981	121	.483	13,409	N/A	181.2	
1978	74	3,517	14,089	4.0	136	193.0	1,831	873	124	.478	11,222	76	153.7	
1979	86	4,062	15,745	3.9	132	183.1	2,011	967	118	.481	12,438	81	144.6	
1980	86	3,758	13,964	3.7	106	162.4	2,352	1,234	109	.525	15,424	92	179.3	
1981	85	3,553	12,591	3.5	93	148.1	2,591	1,348	158	.520	16,529	102	194.5	
1982	88	3,481	12,443	3.6	136	141.4	2,866	1,534	131	.535	18,595	119	211.3	
1983	87	3,574	11,937	3.3	110	137.7	2,842	1,514	131	.533	18,466	125	212.3	
1984	87	3,401	12,105	3.6	128	139.1	3,005	1,630	134	.542	20,469	135	235.3	
1985	88	3,691	14,410	3.9	152	163.8	2,819	1,499	150	.532	19,360	129	220.0	
1986	87	3,411	11,403	3.3	114	131.1	3,239	1,730	131	.534	21,969	152	252.5	
1987	99	4,102	14,920	3.6	163	150.7	3,267	1,849	132	.566	24,216	177	244.6	
1988	98	3,826	15,482	4.0	183	158.0	3,016	1,571	161	.521	19,981	122	203.9	
1989	97	3,894	12,624	3.2	139	130.2	3,334	1,789	158	.537	23,513	152	242.4	
1990	99	3,965	14,114	3.5	162	142.6	3,594	1,896	153	.527	24,526	164	247.7	
1991	99	3,966	14,636	3.6	182	147.8	3,473	1,894	150	.545	25,332	170	255.8	
1992	87	3,514	11,913	3.3	127	136.3	2,794	1,526	117	.546	19,085	109	219.4	
1993	87	3,417	13,255	3.8	138	152.3	2,843	1,555	106	.547	20,888	140	240.1	
1994	88	3,303	10,738	3.3	124	122.0	3,184	1,726	106	.542	24,234	146	275.4	
1995	87	3,217	11,504	3.6	125	132.2	2,902	1,579	103	.544	19,513	124	224.3	
1996	99	3,755	13,373	3.6	150	135.1	3,568	1,908	146	.535	25,376	177	256.3	
1997	100	3,790	14,340	3.8	139	143.4	3,346	1,835	112	.548	23,634	154	236.3	
1998	99	3,901	16,787	4.3	148	169.6	2,913	1,599	100	.549	20,414	155	206.2	
1999	99	3,883	17,045	4.4	192	172.2	3,334	1,892	101	.567	25,043	194	252.9	
2000	99	3,816	14,670	3.8	162	148.2	3,175	1,763	103	.555	22,337	154	225.6	
2001	89	3,582	16,426	4.6	176	184.6	2,882	1,612	85	.559	21,850	162	245.5	
2002	94	3,588	12,348	3.4	113	131.3	3,063	1,715	94	.559	21,410	142	227.7	
2003	96	3,781	13,946	3.7	138	145.3	2,995	1,679	109	.561	21,208	141	220.9	
2004	94	3,618	13,828	3.8	173	147.1	3,209	1,835	111	.572	23,484	139	249.8	
2005	90	3,455	13,309	3.8	137	147.8	2,907	1,531	100	.526	18,524	120	205.8	
2006	104	3,655	13,701	3.7	135	131.7	3,037	1,702	116	.560	21,698	151	208.6	
2007	103	3,996	15,672	3.9	147	152.1	3,435	1,966	127	.572	25,340	192	246.0	
2008	110	3,793	14,652	3.9	177	133.2	3,697	2,241	129	.601	27,881	176	253.5	
2009	105	3,715	14,754	4.0	146	140.5	3,784	2,266	115	.599	26,907	194	234.0	
2010	104	3,935	16,059	4.1	160	154.4	3,301	1,906	102	.577	23,428	179	225.3	

# DEFENSIVE TRENDS

Year	G	TOTAL DEFENSE					YPG Avg.
		Plays	Yards	Avg./Att.	TD		
1963	N/A	N/A	N/A	N/A	N/A	N/A	N/A
1964	N/A	N/A	N/A	N/A	N/A	N/A	N/A
1965	N/A	N/A	N/A	N/A	N/A	N/A	N/A
1966	N/A	N/A	N/A	N/A	N/A	N/A	N/A
1967	50	3,531	16,651	4.7	N/A	333.0	
1968	47	3,650	16,786	4.6	N/A	357.1	
1969	49	3,704	16,082	4.3	N/A	328.2	
1970	73	5,469	23,172	4.2	N/A	317.4	
1971	73	5,260	23,255	4.4	N/A	318.6	
1972	75	5,302	22,741	4.5	214	316.6	
1973	74	5,350	24,319	4.5	218	326.6	
1974	72	5,106	24,342	4.8	223	338.1	
1975	73	5,197	25,227	4.8	214	345.6	
1976	74	5,365	25,756	4.8	207	348.1	
1977	74	5,597	27,252	4.9	N/A	368.3	
1978	73	5,348	25,311	4.7	212	346.7	
1979	86	6,073	28,183	4.6	213	327.7	
1980	86	6,140	29,388	4.8	198	341.7	
1981	85	6,144	29,120	4.7	195	342.6	
1982	88	6,447	31,038	4.8	255	352.7	
1983	87	6,416	30,403	4.7	235	349.5	
1984	87	6,406	32,574	5.1	263	374.4	
1985	88	6,510	33,770	5.2	281	383.8	
1986	87	6,650	33,372	5.0	266	383.6	
1987	99	7,369	39,136	5.3	337	395.3	
1988	98	7,286	35,463	4.9	305	361.9	
1989	97	7,229	36,137	5.0	291	372.5	
1990	99	7,559	38,640	5.1	315	390.3	
1991	99	7,609	39,968	5.3	352	403.7	
1992	87	6,308	30,998	4.9	236	356.2	
1993	87	6,260	34,143	5.4	278	392.4	
1994	88	6,487	33,972	5.2	270	386.0	
1995	87	6,119	31,017	5.1	249	356.5	
1996	99	7,186	38,749	5.4	348	391.4	
1997	100	7,307	37,974	5.2	313	379.7	
1998	99	6,814	37,201	5.5	326	375.8	
1999	99	7,217	42,088	5.8	386	425.1	
2000	99	6,991	37,007	5.3	316	373.8	
2001	89	6,464	38,276	5.9	338	430.1	
2002	94	6,651	33,758	5.0	255	359.1	
2003	96	6,776	35,154	5.2	279	366.2	
2004	94	6,827	37,412	5.5	312	398.0	
2005	90	6,364	31,833	5.0	257	353.7	
2006	104	6,722	35,399	5.3	296	340.4	
2007	103	7,431	40,012	5.4	339	388.5	
2008	110	7,490	42,176	5.6	353	383.4	
2009	105	7,499	41,661	5.6	340	396.8	
2010	104	7,236	39,487	5.4	339	379.7	

Year	G	SCORING DEFENSE	
		Points	PPG Avg.
1963	45	759	16.9
1964	46	618	13.4
1965	48	712	15.1
1966	47	902	19.2
1967	50	1,036	20.7
1968	47	1,136	24.2
1969	49	1,155	23.6
1970	73	1,681	23.0
1971	73	1,488	20.7
1972	75	1,581	21.1
1973	74	1,717	23.2
1974	72	1,657	23.0
1975	73	1,673	22.9
1976	74	1,612	21.8
1977	74	1,713	23.1
1978	75	1,690	23.2
1979	86	1,785	20.8
1980	86	1,558	18.1
1981	85	1,699	20.0
1982	88	2,101	23.9
1983	87	2,051	23.6
1984	87	2,205	25.3
1985	88	2,357	26.8
1986	87	2,240	25.7
1987	99	2,847	28.7
1988	98	2,633	26.9
1989	97	2,482	25.6
1990	99	2,688	26.9
1991	99	2,758	27.8
1992	87	1,982	22.8
1993	87	2,289	26.3
1994	88	2,251	25.6
1995	87	2,058	23.7
1996	99	2,663	26.9
1997	100	2,471	24.7
1998	99	2,572	26.0
1999	99	3,102	31.3
2000	99	2,605	26.3
2001	89	2,741	30.8
2002	94	2,224	23.6
2003	96	2,430	25.3
2004	94	2,256	24.0
2005	90	2,284	25.4
2006	104	2,561	24.6
2007	103	2,866	27.8
2008	110	3,002	27.3
2009	105	2,900	27.6
2010	104	2,915	28.0

# ATTENDANCE & RECORDS

## BIG SKY CONFERENCE HOME ATTENDANCE

Year	Games	Attendance	Average
1970	35	294,067	8,402
1971	36	366,946	10,193
1972	33	289,613	8,776
1973	*34	324,564	9,564
1974	35	317,211	9,063
1975	*39	417,264	10,699
1976	*37	361,429	9,768
1977	*39	408,719	10,480
1978	35	391,916	11,198
1979	47	480,366	10,220
1980	*46	533,409	11,596#
1981	*50	573,088	11,461
1982	*43	471,381	10,962
1983	*44	480,663	10,924
1984	*48	495,257	10,318
1985	*47	503,736	10,718
1986	*49	513,369	10,476
1987	*53	566,730	10,693
1988	*53	533,058	10,058
1989	*55	581,077	10,565
1990	*55	597,937	10,871
1991	*58	651,076	#11,225
1992	*47	443,593	9,438
1993	*50	483,230	9,665
1994	*52	596,715	11,475
1995	*49	580,490	11,847
1996	*52	438,406	8,431
1997	*55	452,424	8,226
1998	49	398,698	8,137
1999	*52	519,652	9,993
2000	*51	417,359	8,184
2001	*46	419,494	9,119
2002	*47	452,883	9,636
2003	*50	513,153	10,263
2004	*51	487,284	9,555
2005	*44	475,577	10,809
2006	*52	521,631	10,031
2007	*51	507,536	9,952
2008	*52	546,868	10,517
2009	*52	542,978	10,442
2010	*50	488,500	9,770

\*Includes FCS or Division II Playoff Games  
#Big Sky Record

## ATTENDANCE RECORDS

**Single-Season Regular Season Home Attendance**  
174,236 (seven games), Montana, 2008

**Single-Season Regular Season Home Attendance Average**  
25,652 (153,911 for 6 games), Montana, 2009

**Largest Crowd, Conference Game**  
27,668, Boise State at Nevada, Oct. 26, 1991

**Largest Crowd, Non-Conference Home Game**  
25,698, Western State at Montana, Sept. 5, 2009

**Largest Crowd, Non-Conference Road Game**  
92,746, Idaho State at Georgia, Nov. 6, 2010



MONTANA AVERAGED A LEAGUE RECORD 25,662 FANS PER GAME IN SIX REGULAR-SEASON HOME GAMES IN 2009.

## 2010 BIG SKY ATTENDANCE

Team	All Games			Home Games			Home High-Opp.
	G	Total	Avg.	G	Total	Avg.	
Eastern Washington	15	115,886	7,726	8	51,764	6,437	11,702 - Montana
Idaho State	11	180,792	16,436	5	26,940	5,388	6,626 - N. Arizona
Montana	11	193,730	17,612	6	152,689	25,448	26,019- Montana St.
Montana State	12	176,670	14,723	7	100,089	14,298	15,227 - E. Wash.
Northern Arizona	11	126,029	11,457	5	36,991	7,392	12,155 - Montana St.
Northern Colorado	11	140,180	12,744	5	27,919	5,584	8,105 - Montana
Portland State	11	161,935	14,721	4	19,579	4,895	6,425 -Montana
Sacramento State	11	122,828	11,166	5	37,882	7,576	9,011- W. Oregon.
Weber State	11	156,189	14,199	5	34,564	6,913	10,221- U.C. Davis
<b>Totals</b>	<b>104</b>	<b>1,374,209</b>	<b>13,214</b>	<b>50</b>	<b>488,500</b>	<b>9,770</b>	

# IN THE POSTSEASON

Bowl Games — (Won 2, Lost 3)		
Year	Bowl	Results
1964	Camellia	Montana State 28, Sacramento State 7
1966	Camellia	San Diego State 28, Montana State 7
1969	Camellia	North Dakota State 30, Montana 3
1970	Camellia	North Dakota State 31, Montana 16
1971	Camellia	Boise State 32, Chico State 28

NCAA Division II Championship — (Won 4, Lost 4)		
Year	Round	Results
1973	First Round	@ Boise State 53, South Dakota 10
	Semifinals	Louisiana Tech 38, Boise State 34 (Pioneer Bowl)
1974	First Round	Central Michigan 20, @ Boise State 6
1975	First Round	No. Michigan 24, @ Boise State 21
1976	First Round	@ Montana St. 17, New Hampshire 16
	Semifinals	Montana State 10, @ No. Dakota St. 3 (Grantland Rice Bowl)
	Finals	Montana St. 24, Akron 13 (Pioneer Bowl)
1977	First Round	Jacksonville State 35, @ No. Arizona 0

NCAA Division I Championship - (Won 71, Lost 58)		
Year	Round	Results
1979	Semifinals	@ E. Kentucky 33, Nevada 30 (2 OT)
1980	Semifinals	@ Boise State 14, Grambling 9
	Finals	Boise State 31, Eastern Kentucky 29 (Sacramento, Calif.)
1981	Quarterfinals	@ Idaho State 51, Rhode Island 0
	Semifinals	Boise State 19, @ Jackson State 7
	Finals	@ Idaho St. 41, South Carolina State 12
		Eastern Kentucky 23, @ Boise State 17
		Idaho State 34, Eastern Kentucky 23 (Witchita Falls, Texas)
1982	First Round	@ Idaho 21, Montana 7
	Quarterfinals	@ Eastern Kentucky 38, Idaho 30
1983	First Round	Nevada 27, @ Idaho State 20
	Quarterfinals	@ Nevada 20, North Texas St. 17 (OT)
	Semifinals	@ Southern Illinois 23, Nevada 7
1984	Quarterfinals	@ Montana State 31, Arkansas State 14
	Semifinals	@ Montana State 32, Rhode Island 20
	Finals	Montana State 19, Louisiana Tech 6 (Charleston, SC)
1985	First Round	Eastern Washington 42, @ Idaho 38
	Quarterfinals	@ Nevada 24, Arkansas State 23
	Semifinals	@ Furman 35, Nevada 12
1986	First Round	@ Nevada 27, Idaho 7
	Quarterfinals	@ Nevada 33, Tennessee State 6
	Semifinals	Georgia Southern 48, @ Nevada 38
1987	First Round	Weber State 59, @ Idaho 30
	Quarterfinals	@ Marshall 51, Weber State 23
1988	First Round	Northwestern St. 22, @ Boise State 13
	Quarterfinals	@ Idaho 38, Montana 19
	Semifinals	@ Idaho 38, Northwestern State 30
1989	First Round	@ Furman 38, Idaho 7
	Quarterfinals	@ Montana 48, Jackson State 7
	Semifinals	Eastern Illinois 38, @ Idaho 21
	Finals	@ Montana 25, Eastern Illinois 19
1990	First Round	@ Georgia Southern 45, Montana 15
	Quarterfinals	Idaho 41, @ Southwest Missouri St. 35
	Semifinals	@ Boise State 20, Northern Iowa 3
	Finals	@ Nevada 27, Northeast Louisiana 13
		@ Georgia Southern 28, Idaho 27
		@ Boise State 20, Middle Tenn. State 13
		@ Nevada 42, Furman 35 (3OT)
		@ Nevada 59, Boise State 53 (3OT)
		@ Georgia Southern 36, Nevada 13 (Statesboro, GA)
1991	First Round	@ Nevada 22, McNeese State 16
	Quarterfinals	@ Northern Iowa 38, Weber State 21
1992	First Round	Youngstown State 30, Nevada 28
	Finals	McNeese State 23, @ Idaho 20
1993	First Round	@ Northern Iowa 17, Eastern Washington 14
	Quarterfinals	Delaware 49, @ Montana 48
	Semifinals	Idaho 34, @ Northeast Louisiana 31
	Finals	@ Idaho 21, Boston University 14
1994	First Round	@ Youngstown State 35, Idaho 16
	Quarterfinals	@ Montana 23, Northern Iowa 20
	Semifinals	@ Boise State 24, North Texas 20
	Finals	@ McNeese State 38, Idaho 21
		@ Boise State 17, Appalachian State 14
		@ Montana 30, McNeese State 28
		@ Youngstown State 28, Montana 9
		@ Boise State 28, Marshall 24
		Youngstown State 28, Boise State 14 (at Huntington, West Virginia)

Year	Round	Results
1995	First Round	@ Montana 48, Eastern Kentucky 0
	Quarterfinals	@ McNeese State 33, Idaho 3
	Semifinals	@ Montana 45, Georgia Southern 0
	Championship	@ Montana 70, Stephen F. Austin 14
1996	First Round	Montana 22, Marshall 20 (Huntington, WV)
	Quarterfinals	@ Montana 48, Nicholls State 3
	Semifinals	Furman 42, @ Northern Arizona 31
	Finals	@ Montana 44, East Tennessee State 14
1997	First Round	@ Montana 70, Troy State 7
	Quarterfinals	Marshall 49, Montana 29 (Huntington, WV)
	Semifinals	@ E. Wash. 40, Northwestern St. 10
	Finals	@ McNeese State 19, Montana 14
1998	First Round	@ E. Wash. 38, West. Kentucky 21
1999	First Round	Youngstown St. 25, @ E. Washington 14
	Quarterfinals	@ Western Illinois 52, Montana 9
	Semifinals	Youngstown State 30, @ Montana 27
	Finals	@ Geo. Southern 72, No. Arizona 29
2000	First Round	@ Delaware 49, Portland State 14
	Quarterfinals	@ Montana 45, Eastern Illinois 13
	Semifinals	@ Montana 34, Richmond 20
	Finals	@ Montana 19, App. State 16 (OT)
2001	First Round	Georgia Southern 27, Montana 25 (Chattanooga, Tenn.)
	Quarterfinals	@ Montana 28, Northwestern State 19
	Semifinals	@ Sam Houston State 34, N. Arizona 31
	Finals	@ Montana 49, Sam Houston State 24
2002	First Round	@ Montana 38, Northern Iowa 0
	Quarterfinals	Montana 13, Furman 6 (Chattanooga, Tenn.)
	Semifinals	@ Montana 45, Northwestern State 14
	Finals	@ McNeese State 21, Montana State 14
2003	First Round	@ McNeese State 24, Montana 20
	Quarterfinals	Western Illinois 43, @ Montana 40 2OT
	Semifinals	@ Northern Iowa 35, Montana State 14
	Finals	Northern Arizona 35, @ McNeese St. 3
2004	First Round	Fla. Atlantic 48, @ Northern Arizona 25
	Quarterfinals	@ Montana 56, Northwestern State 6
	Semifinals	E. Washington 35, @ S. Illinois 31
	Finals	@ Montana 47, New Hampshire 17
2005	First Round	Sam Houston St. 35, @ E. Wash. 34
	Quarterfinals	@ Montana 34, Sam Houston State 13
	Semifinals	James Madison 31, Montana 21 (Chattanooga, Tenn.)
	Finals	Cal Poly 35, @ Montana 21
2006	First Round	@ Northern Iowa 41, Eastern Wash. 38
	Quarterfinals	@ Montana 31, McNeese State 6
	Semifinals	@ Montana State 31, Furman 13
	Finals	@ Montana 20, S. Illinois 3
2007	First Round	@ Appalachian St. 38, Montana State 17
	Quarterfinals	UMass 19, @ Montana 17
	Semifinals	Wofford 23, @ Montana 22
	Finals	Eastern Washington 45, @ McNeese St. 15
2008	First Round	@ Appalachian State 38, E. Wash. 35
	Quarterfinals	Weber State 49, @ Cal Poly 35
	Semifinals	@ Montana 31, Texas State 13
	Finals	@ Montana 24, Weber State 13
2009	First Round	Montana 35, @ James Madison 27
	Quarterfinals	Richmond 24, Montana 7 (Chattanooga, Tenn.)
	Semifinals	@ Montana 61, South Dakota State 48
	Finals	@ Stephen F. Austin 44, E. Washington 33
		@ William & Mary 20, Weber State 0
		@ Montana 51, Stephen F. Austin 0
		@ Montana 24, Appalachian State 17
		Villanova 23, Montana 21 (Chattanooga, Tenn.)
2010	Second Round	@ Eastern Washington 37, SE Missouri St 17
	Quarterfinals	North Dakota State 42, Montana State 17
	Semifinals	@ Eastern Washington 38, North Dakota State 31, OT
	Finals	@ Eastern Washington 41, Villanova 31
	Championship	Eastern Washington 20, Delaware 19 (Frisco, Texas)

# IN THE POSTSEASON

Below is a game-by-game list, by conference and independents, of how the Big Sky has fared in Division I postseason play since its first game in 1979. The Big Sky is 71-58 (.550) in its 129 games in the NCAA Division I Football Championship. Note that seven wins and seven losses came against fellow Big Sky teams. Against outside opponents, the Big Sky is 64-51 (.556).

## Atlantic 10/Colonial Athletic Association (5-6)

2000 @ Delaware 49, **Portland State 14** (First Round)  
 @ **Montana 34**, Richmond 20 (Quarterfinals)  
 2004 @ **Montana 47**, New Hampshire 17 (Quarterfinals)  
 James Madison 31, **Montana 21** (Championship)  
 2006 UMass 19, @ **Montana 17** (Semifinal)  
 2008 **Montana 35**, @James Madison 27 (Semifinal)  
 Richmond 24, **Montana 7** (Championship)  
 2009 @William & Mary 20, **Weber State 0** (First)  
 Villanova 23, **Montana 21**, (Championship)  
 2010 @**Eastern Washington 41**, Villanova 31 (Semifinal)  
**Eastern Washington 20**, Delaware 19 (Championship)

\*Big Sky teams are 8-7 overall against current members of the Atlantic 10/Colonial Athletic Association in the playoffs. Montana State and Idaho State each defeated Rhode Island while Montana lost to Delaware when those teams were playing as members of the Yankee Conference. All teams previously in the Atlantic 10 joined the CAA for football in 2007.

## Ohio Valley Conference (6-3)

1979 @ Eastern Kentucky 33, **Nevada 30** (2OT) (Semifinals)  
 1980 **Boise State 31**, Eastern Kentucky 29 (Championship)  
 1981 Eastern Kentucky 23, @ **Boise State 17** (Semifinals)  
**Idaho State 34**, Eastern Kentucky 23 (Championship)  
 1982 @ Eastern Kentucky, 38, **Idaho 30** (Quarterfinals)  
 1990 @ **Boise State 20**, Middle Tennessee St. 13 (Quarterfinals)  
 1995 @ **Montana 48**, Eastern Kentucky 0 (First Round)  
 2000 @ **Montana 45**, Eastern Illinois 13 (First Round)  
 2010 @**Eastern Washington 37**, SE Missouri State 17 (Second Round)

## Mid-Eastern Athletic Conference (1-0)

1981 @ **Idaho State 41**, Southern Carolina State 12 (Semifinals)

## Great West (2-1)

2005 Cal Poly 35, @**Montana 21** (First Round)  
 2008 **Weber State 49**, @Cal Poly 35 (First Round)  
 2009 @**Montana 61**, South Dakota State 48

## Missouri Valley Conference (8-10)

1989 Eastern Illinois 38, @ **Idaho 21** (First Round)  
 @ **Montana 25**, Eastern Illinois 19 (Quarterfinals)  
 1990 **Idaho 41**, @ Southwest Missouri State 35 (First Round)  
 @ **Boise State 20**, Northern Iowa 3 (First Round)  
 @ Northern Iowa 38, **Weber State 21** (First Round)  
 1991 @ Northern Iowa 17, **Eastern Washington 14** (First Round)  
 1992 @ **Montana 23**, Northern Iowa 20 (First Round)  
 1994 Youngstown St. 25, @ **Eastern Washington 14** (Semifinals)  
 1997 @ Western Illinois 52, **Montana 9** (First Round)  
 1998 Youngstown State 30, @ **Montana 27** (First Round)  
 1999 @ **Montana 38**, Northern Iowa 0 (Semifinals)  
 2001 Western Illinois 43, @**Montana 40** 2OT (First Round)  
 @Northern Iowa 35, **Montana State 14** (First Round)  
 2004 **Eastern Washington 35**, @Southern Illinois 31 (First Round)  
 2005 @Northern Iowa 41, **Eastern Washington 38** (First Round)  
 2006 @**Montana 20**, Southern Illinois 3 (Quarterfinal)  
 2010 **North Dakota State 42**, @Montana State 17 (Second Round)  
 @**Eastern Washington 38**, North Dakota State 31, OT (Quarterfinal)

## Southwestern Athletic Conference (3-0)

1980 @ Boise State 14, Grambling 9 (Semifinals)  
 1981 Boise State 19, @ Jackson State 7 (Quarterfinals)  
 1989 @ Montana 48, Jackson State 7 (First Round)

## Southern Conference (10-10)

1985 @ Furman 35, **Nevada 12** (Semifinals)  
 1987 @ Marshall 51, **Weber State 23** (Quarterfinals)  
 1988 @ Furman 38, **Idaho 7** (Semifinals)  
 1990 @ **Nevada 42**, Furman 35 (3 OT) (Semifinals)  
 1994 @ **Boise State 17**, Appalachian State 14 (Quarterfinals)  
 @ **Boise State 28**, Marshall 14 (Semifinals)  
 1995 @ **Montana 45**, Georgia Southern 0 (Quarterfinals)  
**Montana 22**, @ Marshall 20 (Championship)  
 1996 Furman 42, @ **Northern Arizona 31** (First Round)  
 @ **Montana 44**, East Tennessee 14 (Quarterfinals)  
 @ Marshall 49, **Montana 29** (Championship)  
 1999 @Georgia Southern 72, **Northern Arizona 29** (First)  
 2000 @ **Montana 19**, Appalachian State 16 OT (Semifinals)

2001 Georgia Southern 27, **Montana 25** (Championship)  
**Montana 13**, Furman 6 (Championship)  
 2006 @**Montana State 31**, Furman 13 (First)  
 @Appalachian State 38, **Montana State 17** (Quarterfinal)  
 Wofford 23, @**Montana 22** (First)  
 2007 @Appalachian State 38, **Eastern Washington 35** (Quarterfinal)  
 2009 @**Montana 24**, Appalachian State 17 (Semifinal)

## Southland Conference (24-10)

1983 @ **Nevada 20**, Northern Texas 17 (OT) (Quarterfinals)  
 1984 @ **Montana State 31**, Arkansas State 14 (Quarterfinals)  
**Montana State 19**, Louisiana Tech 6 (Championship)  
 1985 @ **Nevada 24**, Arkansas State 23 (First Round)  
 1988 Northwestern State 22, @ **Boise State 13** (First Round)  
 @ **Idaho 38**, Northwestern State 30 (Quarterfinals)  
 1990 @ **Nevada 27**, Northeast Louisiana 13 (First Round)  
 1991 @ **Nevada 22**, McNeese State 16 (First Round)  
 1992 McNeese State 23, @ **Idaho 20** (First Round)  
 1993 **Idaho 34**, @ Northeast Louisiana 31 (First Round)  
 1994 @ **Boise State 24**, North Texas 20 (First Round)  
 @ McNeese State 38, **Idaho 21** (First Round)  
 @ **Montana 30**, McNeese State 28 (Quarterfinals)  
 @ McNeese State 33, **Idaho 3** (First Round)  
 @ **Montana 70**, Stephen F. Austin 14 (Semifinals)  
 1996 @ **Montana 48**, Nicholls State 3 (First Round)  
 @ **Montana 70**, Troy State 7 (Semifinals)  
 1997 @ McNeese State 19, **Montana 14** (First Round)  
 @ **Eastern Washington 40**, Northwestern St. 10 (First Round)  
 2001 @ **Montana 28**, Northwestern State 19 (First Round)  
 @ Sam Houston State 34, **Northern Arizona 31** (First Round)  
 @ **Montana 49**, Sam Houston State 24 (Quarterfinals)  
 2002 @**Montana 45**, Northwestern State 14 (First Round)  
 @McNeese State 21, **Montana State 14** (First Round)  
 @McNeese State 24, **Montana 20** (Quarterfinals)  
 2003 **Northern Arizona 35**, @McNeese State 3 (First Round)  
 2004 @**Montana 56**, Northwestern State 6 (First round)  
 Sam Houston St. 35, @**Eastern Washington 34** (Quarterfinal)  
 @Montana 34, **Sam Houston State 13** (Semifinal)  
 2006 @**Montana 31**, McNeese State 6 (First Round)  
 2007 **Eastern Washington 44**, @McNeese St. 15 (First Round)  
 2008 @**Montana 31**, Texas State 13 (First Round)  
 2009 @Stephen F. Austin 44, **Eastern Washington 33** (First)  
 @**Montana 41**, Stephen F. Austin 0 (Quarterfinal)

## NCAA I-AA Independents (2-11)

1983 @ Southern Illinois 23, **Nevada 7** (Semifinals)  
 1985 Eastern Washington 42, @ **Idaho 38** (First Round)  
 1986 @ **Nevada 33**, Tennessee State 6 (Quarterfinals)  
 Georgia Southern 48, @ **Nevada 38** (Semifinals)  
 1989 @ Georgia Southern 45, **Montana 15** (Semifinals)  
 1990 @ Georgia Southern 28, **Idaho 27** (Quarterfinals)  
 @ Georgia Southern 36, **Nevada 13** (Championship)  
 1991 Youngstown State 30, @**Nevada 28** (Quarterfinals)  
 1993 @ Youngstown State 35, **Idaho 16** (Semifinals)  
 1994 @ Youngstown State 28, **Montana 9** (Semifinals)  
 Youngstown State 28, **Boise State 14** (Championship)  
 1997 @ **Eastern Washington 38**, W. Kentucky 21 (Quarterfinals)  
 2003 Florida Atlantic 48, @**Northern Arizona 25** (Quarterfinals)

## Yankee Conference (3-1)

1981 @ **Idaho State 51**, Rhode Island 0 (Quarterfinals)  
 1984 @ **Montana State 32**, Rhode Island 20 (Semifinals)  
 1993 Delaware 49, @ **Montana 48** (First Round)  
 @ **Idaho 21**, Boston University 14 (Quarterfinals)

## Big Sky Conference (7-7)

1982 @ Idaho 21, Montana 7 (First Round)  
 1983 Nevada 27, @ Idaho State 20 (First Round)  
 1986 @ Nevada 27, Idaho 7 (First Round)  
 1987 Weber State 59, @ Idaho 30 (First Round)  
 1988 @ Idaho 38, Montana 19 (First Round)  
 1990 @ Nevada 59, Boise St. 53 (3 OT) (Semifinals)  
 2008 @Montana 24, Weber State 13 (Quarterfinals)

# IN THE POSTSEASON

Team	Years Played	Games (Rec.)	Finishes
Boise State+	1980-81, 1988 1990, 1994	12 (8-4)	1980-Champion; 1981-First Round; 1988-First Round; 1990-Semifinals; 1994-Runnerup
Eastern Washington*	*1985, 1992, 1997 2004, 2005, 2007, 2009, 2010	16 (9-7)	1985-Quarterfinals; 1992-First Round; 1997-Semifinals 2004-Quarterfinals; 2005-First Round; 2007-Quarterfinals; 2009- First Round 2010 - Champion
Idaho+	1982, 1985-90, 1992-95	16 (6-10)	1982-Quarterfinals; 1985-First Round; 1986-First Round; 1987-First Round; 1988-Semifinals; 1989-First Round; 1990-Quarterfinals; 1992-First Round; 1993-Semifinals; 1994-First Round; 1995-First Round
Idaho State	1981, 1983	4 (3-1)	1981-Champion; 1983-First Round
Montana	1982, 1988-89, 1993-09	48 (30-18)	1982-First Round; 1988-First Round; 1989-Semifinals; 1993-First Round; 1994-Semifinals; 1995-Champion; 1996-Runnerup; 1997-First Round; 1998-First Round; 1999-First Round; 2000-Runnerup; 2001-Champion; 2002-Quarterfinals; 2003-First Round; 2004 - Runnerup; 2005-First Round; 2006-Semifinals; 2007-First Round; 2008 - Runnerup; 2009 - Runnerup
Montana State	1984, 2002-03, 06, 10	8 (4-4)	1984-Champion; 2002-First Round; 2003-First Round; 2006- Quarterfinals. 2010 - Second Round
Nevada*+	*1978-79, 1983, 1985-86, 1990-91	15 (9-7)	1978-Semifinals; 1979-Semifinals; 1983-Semifinals; 1985-Semifinals; 1986-Semifinals; 1990-Championship; 1991-Quarterfinals
Northern Arizona	1996, 2001, 2003	3 (1-3)	1996-First Round; 2001-First Round; 2003-Quarterfinals
Portland State	2000	1 (0-1)	2000-First Round
Weber State	1987, 1991, 2008-09	6 (2-5)	1987-Quarterfinals; 1991-First-Round; 2008-Quarterfinals; 2009-First Round

\*Eastern Washington was not a member of the Big Sky Conference in 1985 (1-1), nor was Nevada in 1978 (0-1). +No longer a member of the Big Sky Conference

## BIG SKY WON-LOST RECORDS IN NCAA DIVISION I FOOTBALL CHAMPIONSHIP

Team (Seasons Participated)	Years	Won	Lost	Pct.	1st	2nd
Boise State# (1980, 81, 88, 90, 94)	5	8	4	.667	1	1
E. Washington (1992, 1997, 2004-05, 07, 09, 10)	7	8	6	.571	1	—
Idaho# (1982, 85-90, 92-95)	11	6	10	.375	—	—
Idaho State (1981, 83)	2	3	1	.750	1	—
Montana (1982, 88-89, 93-09)	20	30	18	.625	2	5
Montana State (1984, 02-03, 06, 10)	5	4	4	.500	1	—
Nevada# (1979, 83, 85, 86, 90-91)	6	9	7	.600	—	1
Northern Arizona (1996, 2001, 2003)	3	1	3	.250	—	—
Portland State (2000)	1	0	1	.000	—	—
Weber State (1987, 91, 08, 09)	4	2	4	.333	—	—
<b>Big Sky Conference Totals</b>	<b>31</b>	<b>71</b>	<b>58</b>	<b>.550</b>	<b>6</b>	<b>7</b>

#No longer a member of the Big Sky Conference

# IN THE FINAL POLLS

Listed below are how Big Sky Conference teams ranked in the final NCAA Division I-AA (Now Football Championship Subdivision) and Division II Football Polls since the 1975 season. Also listed is the No. 1 team in the final poll.

## 1975 (NCAA Division II)

- 1) North Dakota, 9-0-0
  - 5) Boise State, 10-1-0
- Others Receiving Votes: Idaho State

## 1976 (NCAA Division II)

- 1) Montana State, 9-1-0!
- Others Receiving Votes: Northern Arizona

## 1977 (NCAA Division II)

- 1) North Dakota State, 8-1-1
- 5) Northern Arizona, 9-2-0 and Boise State, 9-2-0

## 1978 (NCAA Division I-AA)

- 1) Nevada, 11-0-0;
- 7) Northern Arizona, 8-2-0 and Montana State, 8-2-0

## 1979 (NCAA Division I-AA)

- 1) Grambling, 8-2-0
- 5) Nevada, 8-3-0
- 9) Montana State, 6-4-0

## 1980 (NCAA Division I-AA)

- 1) Lehigh, 9-1-1
- 7) Boise State, 8-3-0\*

## 1981 (NCAA Division I-AA)

- 1) Eastern Kentucky, 10-1
- 2) Idaho State, 9-1\*
- 5) Boise State, 9-2

## 1982 (NCAA Division I-AA)

- 1) Eastern Kentucky, 10-0
- 11) Idaho, 8-3
- 15) Boise State, 8-3
- 19) Montana, 6-5

## 1983 (NCAA Division I-AA)

- 1) Southern Illinois, 10-1
- 11) Nevada, 7-4
- 12) Idaho State, 8-3

## 1984 (NCAA Division I-AA)

- 1) Alcorn State, 9-0
- 2) Montana State, 9-2\*

## 1985 (NCAA Division I-AA)

- 1) Middle Tennessee, 11-0
- 2) Nevada, 10-1
- 5) Idaho, 9-2

## 1986 (NCAA Division I-AA)

- 1) Nevada, 11-0
- 16) Idaho, 8-3

## 1987 (NCAA Division I-AA)

- 1) Holy Cross, 11-0
- 5) Idaho, 9-2
- 10) Weber State, 9-2

## 1988 (NCAA Division I-AA)

- 1) Idaho, 9-1
- 12) Boise State 8-3
- 16) Montana 8-3

## 1989 (NCAA Division I-AA)

- 1) Georgia Southern, 11-0\*
- T4) Idaho, 9-2
- 6) Montana, 9-2

## 1990 (NCAA Division I-AA)

- 1) Middle Tenn. St., 10-1
- 4) Nevada, 10-1
- 10) Boise State, 8-3
- 13) Idaho, 8-3

## 1991 (NCAA Division I-AA)

- 1) Nevada, 11-0
- 15) Weber State, 8-3

## 1992 (NCAA Division I-AA)

- 1) Citadel, 10-1 and NE Louisiana, 9-2
- 5) Idaho, 9-2
- 14) Eastern Wash., 7-3

## 1993 (The Sports Network)

- 1) Troy State, 10-0-1
- 3) Montana, 10-1
- 11) Idaho, 9-2
- 20) Eastern Wash., 7-3

## 1994 (The Sports Network)

- 1) Youngstown St., 14-0-1\*
- 2) Boise State, 13-2
- 4) Montana, 11-3
- 6) Idaho, 9-3
- 25) Northern Arizona, 7-4

## 1995 (The Sports Network)

- 1) Montana, 13-2\*
- 18) Idaho, 6-5
- 21) Boise State, 7-4
- 21) Northern Arizona, 7-4

## 1996 (The Sports Network)

- 1) Marshall, 15-0\*
- 2) Montana, 14-1
- 8) Northern Arizona, 9-3

## 1997

### (The Sports Network)

- 1) Youngstown State, 13-2\*
- 4) Eastern Washington, 12-2
- 12) Montana, 8-4

### (ESPN/USA Today)

- 1) Youngstown State, 13-2\*
- 4) Eastern Washington, 12-2
- 9) Montana, 8-4

## 1998

### (The Sports Network)

- 1) Massachusetts, 12-3\*
- 15) Montana, 8-4
- 25) Montana State, 7-4

### (ESPN/USA Today)

- 1) Massachusetts, 12-3\*
- 13) Montana, 8-4
- 23) Montana State, 7-4

## 1999

### (The Sports Network)

- 1) Georgia Southern, 13-2\*
  - 8) Montana, 9-3
  - 16) Northern Arizona, 8-4
  - 20) Portland State, 8-3
- (Teamlink.com)**
- 1) Georgia Southern, 13-2\*
  - 11) Montana, 9-3
  - 15) Northern Arizona, 8-4
  - 21) Portland State, 8-3

## 2000

### (The Sports Network)

- 1) Georgia Southern, 13-2\*
  - 2) Montana, 13-2
  - 15) Portland State, 8-4
  - 18) Weber State, 7-4
- (TeamLink/CFAA Poll)**
- 1) Georgia Southern, 13-2\*
  - 2) Montana, 13-2
  - 15) Portland State, 8-4
  - 18) Weber State, 7-4

## 2001

### (The Sports Network)

- 1) Montana, 15-1\*
  - 16) Northern Arizona 8-4
- (ESPN/USA Today)**
- 1) Montana, 15-1\*
  - 15) Northern Arizona, 8-4
  - 25) Portland State, 7-4

## 2002

### (The Sports Network)

- 1) Western Kentucky, 12-3\*
  - 7) Montana, 11-3
  - 18) Idaho State, 8-3
  - 19) Montana State, 7-6
- (ESPN/USA Today)**
- 1) Western Kentucky, 12-3\*
  - t6) Montana, 11-3
  - t17) Idaho State, 8-3
  - 19) Montana State, 7-6

## 2003

### (The Sports Network)

- 1) Delaware, 15-1\*;
  - 10) Northern Arizona, 9-4
  - 14) Montana, 9-4
  - 21) Montana State, 7-6
  - 22) Idaho State, 8-4
- (ESPN/USA Today)**
- 1) Delaware, 15-1
  - 9) Northern Arizona, 9-4
  - 13) Montana, 9-4
  - 21) Montana State, 7-6
  - 22) Idaho State, 8-4

## 2004

### (The Sports Network)

- 1) James Madison, 13-2\*
  - 2) Montana, 12-3
  - 8) Eastern Washington, 9-4
- (ESPN/USA Today)**
- 1) James Madison, 13-2\*
  - 2, Montana, 12-3
  - 7) Eastern Washington, 9-4

## 2005

### (The Sports Network)

- 1) Appalachian State, 12-3\*
  - 12) Montana, 8-4
  - 13) Eastern Washington 7-5
  - 18) Montana State 7-4
- (ESPN/USA Today)**
- 1) Appalachian State, 12-3\*
  - 11) Montana, 8-4
  - 13) Eastern Washington 7-5
  - 17) Montana State 7-4

## 2006

### (The Sports Network)

- 1)Appalachian State, 14-1\*
- 3) Montana 12-2
- 10)Montana State 8-5
- 19)Portland State 7-4

## 2007

### (The Sports Network)

- 1) Appalachian State, 13-2\*
  - 8) Eastern Washington 9-4
  - 10) Montana 11-1
- (FCS Coaches' Poll)**
- 1)Appalachian State, 13-2\*
  - 8) Eastern Washington 9-4
  - 12) Montana 11-1

## 2008

### (The Sports Network)

- 1) Richmond, 13-3\*
  - 2) Montana, 14-2
  - 7) Weber State, 10-4
- (FCS Coaches' Poll)**
- 1) Richmond, 13-3\*
  - 2) Montana, 14-2
  - 9) Weber State, 10-4

## 2009

### (The Sports Network)

- 1) Villanova, 14-1\*
  - 2) Montana, 14-1
  - 13) Eastern Washington, 8-3
  - 17) Weber State 7-5
- (FCS Coaches' Poll)**
- 1) Villanova, 14-1\*
  - 2) Montana, 14-1
  - 13) Eastern Washington, 8-3
  - 17) Weber State, 7-5

## 2010

### (The Sports Network)

- 1) Eastern Washington, 13-2\*
  - 11) Montana State, 9-3
  - 20) Montana, 7-4
- (FCS Coaches' Poll)**
- 1) Eastern Washington, 13-2\*
  - 11) Montana State, 9-3
  - 21) Montana 7-4

\* Won National Championship

# FCS PLAYOFF RESULTS

**1978 FIRST ROUND:** Florida A&M 15, Jackson State 10; Massachusetts 44, Nevada 21.  
**CHAMPIONSHIP:** Florida A&M 35, Massachusetts 28.

**1979 FIRST ROUND:** Lehigh 29, Murray State 9; Eastern Kentucky 33, **Nevada 30** (OT).  
**CHAMPIONSHIP:** Eastern Kentucky 30, Lehigh 7.

**1980 FIRST ROUND:** Eastern Kentucky 23, Lehigh 20; **Boise State 14**, Grambling 9.  
**CHAMPIONSHIP:** **Boise State 31**, Eastern Kentucky 29.

**1981 FIRST ROUND:** Eastern Kentucky 35, Delaware 28; **Boise State 19**, Jackson State 7; **Idaho State 51**, Rhode Island 0; South Carolina State 26, Tennessee State 25 (OT).  
**SEMIFINALS:** Eastern Kentucky 23, **Boise State 17**; **Idaho State 41**, S. Carolina St. 12.  
**CHAMPIONSHIP:** **Idaho State 34**, Eastern Kentucky 23.

**1982 FIRST ROUND:** **Idaho 21**, **Montana 7**; Eastern Illinois 16, Jackson State 13 (OT); South Carolina State 17, Furman 0; Colgate 21, Boston University 7.  
**QUARTERFINALS:** Eastern Kentucky 38, **Idaho 30**; Tennessee State 20, Eastern Illinois 19; Louisiana Tech 38, South Carolina State 3; Delaware 20, Colgate 13.  
**SEMIFINALS:** Eastern Kentucky 13, Tennessee State 7; Delaware 17, Louisiana Tech 0.  
**CHAMPIONSHIP:** Eastern Kentucky 17, Delaware 14.

**1983 FIRST ROUND:** Indiana State 16, Eastern Illinois 13 (2OT); **Nevada 27**, **Idaho State 20**; Western Carolina 24, Colgate 23; Boston University 24, Eastern Kentucky 20.  
**QUARTERFINALS:** Southern Illinois 23, Indiana State 7; **Nevada 20**, North Texas State 17 (OT); Western Carolina 28, Holy Cross 21; Furman 35, Boston University 16.  
**SEMIFINALS:** Southern Illinois 23, **Nevada 7**; Western Carolina 14, Furman 7.  
**CHAMPIONSHIP:** Southern Illinois 43, Western Carolina 7.

**1984 FIRST ROUND:** Louisiana Tech 66, Mississippi Valley State 19; Middle Tennessee State 27, Eastern Kentucky 10; Richmond 35, Boston University 33; Arkansas State 37, Tennessee-Chattanooga 10.  
**QUARTERFINALS:** Louisiana Tech 44, Alcorn State 21; Middle Tennessee State 42, Indiana St. 41 (3OT); Rhode Island 23, Richmond 17; **Montana State 31**, Arkansas St. 14.  
**SEMIFINALS:** Louisiana Tech 21, Middle Tenn. St. 15; **Montana State 32**, Rhode Island 20.  
**CHAMPIONSHIP:** **Montana State 19**, Louisiana Tech 6.

**1985 FIRST ROUND:** Georgia Southern 27, Jackson St. 0; Eastern Washington 42, **Idaho 38**; Rhode Island 35, Akron 27; Arkansas State 10, Grambling 7.  
**QUARTERFINALS:** Georgia Southern 28, Middle Tennessee 21; Northern Iowa 21, Eastern Washington 14; Furman 59, Rhode Island 14; **Nevada 24**, Arkansas State 23.  
**SEMIFINALS:** Georgia Southern 40, Northern Iowa 33; Furman 35, **Nevada 12**.  
**CHAMPIONSHIP:** Georgia Southern 44, Furman 42.

**1986 FIRST ROUND:** **Nevada 27**, **Idaho 7**; Tennessee State 32, Jackson State 23; Georgia Southern 52, North Carolina A&T 21; Nicholls State 28, Appalachian State 26; Arkansas State 48, Sam Houston State 7; Delaware 51, William and Mary 17; Eastern Illinois 28, Murray State 21; Eastern Kentucky 23, Furman 10.  
**QUARTERFINALS:** **Nevada 33**, Tennessee State 6; Georgia Southern 55, Nicholls State 31; Arkansas State 55, Delaware 14; Eastern Kentucky 24, Eastern Illinois 22.  
**SEMIFINALS:** Georgia Southern 48, **Nevada 38**; Arkansas St. 24, Eastern Kentucky 10.  
**CHAMPIONSHIP:** Georgia Southern 48, Arkansas State 21.

**1987 FIRST ROUND:** @Appalachian State 27, Richmond 7; @Georgia Southern 31, Maine 28 (OT); **Weber State 59**, @**Idaho 30**; @Marshall 41, James Madison 12; @Northeast Louisiana 30, North Texas State 9; @Eastern Kentucky 40, Western Kentucky 17; @Northern Iowa 31, Youngstown State 28; Arkansas State 35, @Jackson State 31.  
**QUARTERFINALS:** @Appalachian State 19, Georgia Southern 0; @Marshall 51, **Weber State 23**; @Northeast Louisiana 33, Eastern Kentucky 32; @Northern Iowa 49, Arkansas State 28.  
**SEMIFINALS:** @Marshall 24, Appalachian State 10; @Northeast Louisiana 44, Northern Iowa 41 (2OT).  
**CHAMPIONSHIP:** Northeast Louisiana 43, Marshall 42.

**1988 FIRST ROUND:** @**Idaho 38**, **Montana 19**; Northwestern State 22, @**Boise State 13**; @Furman 21, Delaware 7; @Marshall 7, North Texas 6; @Georgia Southern 38, Citadel 20; @Stephen F. Austin 24, Jackson State 0; Western Kentucky 35, @Western Illinois 32; @Eastern Kentucky 28, Massachusetts 17.  
**QUARTERFINALS:** @**Idaho 38**, Northwestern State 30; Furman 13, @Marshall 9; @Georgia Southern 27, Stephen F. Austin 6; @E. Kentucky 41, Western Kentucky 24.  
**SEMIFINALS:** @Furman 38, **Idaho 7**; @Georgia Southern 21, Eastern Kentucky 17.  
**CHAMPIONSHIP:** Furman 17, Georgia Southern 12 (Pocatello, Idaho).  
**1989 FIRST ROUND:** @**Montana 48**, Jackson State 7; Eastern Illinois 38, @**Idaho 21**; @Georgia Southern 52, Villanova 36; @Middle Tennessee State 24, Appalachian State 21; @Furman 24, William & Mary 10; Youngstown State 28, @Eastern Kentucky 24;

@Stephen F. Austin 59, Grambling State 56; @Southwest Missouri State 38, Maine 35.  
**QUARTERFINALS:** @**Montana 25**, Eastern Illinois 19; @Georgia Southern 45, Middle Tennessee State 3; @Furman 42, Youngstown State 23; @Stephen F. Austin 55, Southwest Missouri State 25.  
**SEMIFINALS:** @Georgia Southern 45, **Montana 15**; Stephen F. Austin 21, @Furman 19.  
**CHAMPIONSHIP:** @Georgia Southern 37, Stephen F. Austin 34.

**1990 FIRST ROUND:** @Middle Tennessee State 28, Jackson State 15; @**Boise State 20**, Northern Iowa 3; @**Nevada 27**, Northeast Louisiana 14; Furman 45, @Eastern Kentucky 17; Central Florida 20, @Youngstown State 17; @William & Mary 38, UMass 0; @Georgia Southern 31, Citadel 0; **Idaho 41**, @Southwest Missouri State 35.  
**QUARTERFINALS:** @**Boise State 20**, Middle Tennessee St. 13; @**Nevada 42**, Furman 35 (3OT); @Central Florida 52, William & Mary 38; @Georgia Southern 28, **Idaho 27**.  
**SEMIFINALS:** @**Nevada 59**, **Boise State 52** (3OT); @G. Southern 44, Central Florida 7.  
**CHAMPIONSHIP:** @Georgia Southern 36, Nevada 13.

**1991 FIRST ROUND:** @**Nevada 22**, McNeese State 16; @Youngstown State 17, Villanova 16; James Madison 42, @Delaware 35 (OT); Samford 29, @New Hampshire 13; @Eastern Kentucky 14, Appalachian State 3; @Middle Tennessee State 20, Sam Houston State 19 (OT); @Northern Iowa 38, **Weber State 21**; @Marshall 20, Western Illinois 17 (OT).  
**QUARTERFINALS:** Youngstown State 30, @**Nevada 28**; Samford 24, @James Madison 21; @E. Kentucky 23, Middle Tennessee State 13; @Marshall 41, Northern Iowa 13.  
**SEMIFINALS:** @Youngstown State 10, Samford 0; @Marshall 14, Eastern Kentucky 7.  
**CHAMPIONSHIP:** Youngstown State 27, Marshall 17.

**1992 FIRST ROUND:** @Northern Iowa 17, **Eastern Washington 14**; McNeese State 23, @**Idaho 20**; @Northeast Louisiana 78, Alcorn State 27; @Delaware 56, Samford 21; @Middle Tennessee State 35, Appalachian State 10; @Marshall 44, Eastern Kentucky 0; @Citadel 44, North Carolina A&T 0; @Youngstown State 23, Villanova 0.  
**QUARTERFINALS:** @Delaware 41, Northeast Louisiana 18; @Marshall 35, Middle Tennessee State 21; Youngstown State 42, @Citadel 17; @Northern Iowa 27, McNeese State 7.  
**SEMIFINALS:** @Marshall 28, Delaware 7; Youngstown State 19, @Northern Iowa 7.  
**CHAMPIONSHIP:** @Marshall 31, Youngstown State 28.

**1993 FIRST ROUND:** @Georgia Southern 14, Eastern Kentucky 12; @Youngstown State 56, Central Florida 30; @Boston University 27, Northern Iowa 21 (2OT); **Idaho 34**, @Northeast Louisiana 31; Delaware 49, @**Montana 48**; @Marshall 28, Howard 14; @McNeese State 34, William & Mary 28; @Troy State 42, Stephen F. Austin 21.  
**QUARTERFINALS:** @**Idaho 21**, Boston University 14; @Youngstown State 34, Georgia Southern 14; @Marshall 34, Delaware 31; Troy State 35, @McNeese State 28.  
**SEMIFINALS:** @Youngstown State 35, **Idaho 16**; @Marshall 24, Troy State, 21.  
**CHAMPIONSHIP:** Youngstown State 17, @Marshall 5.

**1994 FIRST ROUND:** @Eastern Kentucky 30, Boston University 23; @Youngstown State 63, Alcorn State 20; @McNeese State 38, **Idaho 21**; @**Montana 23**, Northern Iowa 20; @James Madison 45, Troy State 26; @Marshall 49, Middle Tennessee State 14; @Boise State 24, North Texas 20; Appalachian State 17, @New Hampshire 10 (OT).  
**QUARTERFINALS:** @Youngstown State 18, Eastern Kentucky 15; @**Montana 30**, McNeese State 28; @Marshall 28, James Madison 21 (OT); @**Boise State 17**, Appalachian State 14.  
**SEMIFINALS:** @Youngstown State 28, **Montana 9**; @**Boise State 28**, Marshall 24.  
**CHAMPIONSHIP:** Youngstown State 28, **Boise State 14**.

**1995 FIRST ROUND:** @McNeese State 33, **Idaho 3**; @Appalachian State 31, James Madison 24; Georgia Southern 24, @Troy State 21; Northern Iowa 35, @Murray State 34; @Marshall 38, Jackson State 8; @**Montana 48**, Eastern Kentucky 0; @Stephen F. Austin 34, Eastern Illinois 29; @Delaware 38, Hofstra 17.  
**QUARTERFINALS:** @McNeese State 52, Delaware 18; @Marshall 41, Northern Iowa 24; Stephen F. Austin 27, @Appalachian State 17; @**Montana 45**, Georgia Southern 0.  
**SEMIFINALS:** @**Montana 70**, Stephen F. Austin 14; Marshall 25, @McNeese State 13.  
**CHAMPIONSHIP:** **Montana 22**, @Marshall 20.

**1996 FIRST ROUND:** @**Montana 48**, Nicholls State 3; @Marshall 59, Delaware 14; @Northern Iowa 21, Eastern Illinois 14; @Troy State 29, Florida A&M 25; @Murray State 34, Western Illinois 6; @East Tennessee State 35, Villanova 29; Furman 42, @**Northern Arizona 31**, @William & Mary 45, Jackson State 6.  
**QUARTERFINALS:** @**Montana 44**, East Tennessee State 14; @Marshall 54, Furman 0; @Troy State 31, Murray State 3; @Northern Iowa 38, William & Mary 35.  
**SEMIFINALS:** @**Montana 70**, Troy State 7; @Marshall 31, Northern Iowa 14.  
**CHAMPIONSHIP:** @Marshall 49, **Montana 29**.

# FCS PLAYOFF RESULTS

**1997 FIRST ROUND:** @ Villanova 49, Colgate 28; @ Youngstown State 28, Hampton 13; @ Western Kentucky 42, Eastern Kentucky 14; @ **Eastern Washington 40**, Northwestern State 10; @ Delaware 24, Hofstra 14; @ Georgia Southern 52, Florida A&M 37; @ McNeese State 19, **Montana 14**; @ Western Illinois 31, Jackson State 24.  
**QUARTERFINALS:** Youngstown State 37, @ Villanova 34; @ Delaware 16, Georgia Southern 7; @ **Eastern Washington 38**, Western Kentucky 21; McNeese State 14, @ Western Illinois 12.  
**SEMIFINALS:** McNeese State 23, @ Delaware 21; Youngstown State 25, @ **Eastern Washington 14**.  
**CHAMPIONSHIP:** Youngstown State 10, McNeese State 9.

**1998 FIRST ROUND:** @ Georgia Southern 49, Colgate 28; @ Connecticut 42, Hampton 34; @ Florida A&M 27, Troy State 17; @ Western Illinois 52, **Montana 9**; Lehigh 24, @ Richmond 23; Massachusetts 21, @ McNeese State 19; @ Appalachian State 45, Tennessee State 31; @ Northwestern State 48, Illinois State 28.  
**QUARTERFINALS:** @ Georgia Southern 52, Connecticut 30; @ Western Illinois 24, Florida A&M 21; @ UMass 27, Lehigh 21; @ Northwestern State 31, Appalachian State 20.  
**SEMIFINALS:** @ Georgia Southern 42, Western Illinois 14; Massachusetts 41, @ Northwestern State 31.  
**CHAMPIONSHIP:** Massachusetts 55, Georgia Southern 43.

**1999 FIRST ROUND:** @ Tennessee State 24, North Carolina A&T 10; @ Georgia Southern 72, **Northern Arizona 29**; @ Hofstra 27, Lehigh 15; Florida A&M 44, @Appalachian State 29; @ Troy State 27, James Madison 7; @ Illinois State 56, Colgate 13; Massachusetts 30, @ Furman 23; Youngstown State 30, @ **Montana 27**.  
**QUARTERFINALS:** @ Georgia Southern 38, Massachusetts 21; Illinois State 37, @ Hofstra 20; Florida A&M 17, @ Troy State 10; @ Youngstown St. 41, North Carolina A&T 3.  
**SEMIFINALS:** @ G. Southern 28, Illinois St. 17; @Youngstown St. 27, Florida A&M 24;  
**CHAMPIONSHIP:** Georgia Southern 59, Youngstown State 24.

**2000 FIRST ROUND:** @ **Montana 45**, Eastern Illinois 13; @Delaware 49, **Portland State 14**; @ Georgia Southern 42, McNeese State 17; Appalachian State 33, @ Troy State 30; @ Western Kentucky 27, Florida A&M 0; Hofstra 31 @Furman 24; Lehigh 37 @ Western Illinois 7; @ Richmond 10, Youngstown State 3.  
**QUARTERFINALS:** @ Georgia Southern 48, Hofstra 20; @**Montana 34**, Richmond 20; @ Delaware 47, Lehigh 22; Appalachian State 17 @ Western Kentucky 14.  
**SEMIFINALS:** G. Southern 27 @ Delaware 18; @**Montana 19**, App State 16 (OT).  
**CHAMPIONSHIP:** Georgia Southern 27, **Montana 25**

**2001 FIRST ROUND:** @ **Montana 28**, Northwestern State 19; @ Sam Houston State 34, **Northern Arizona 31**; Maine 14, @McNeese State 10; Northern Iowa 49, @ Eastern Illinois 43; @Georgia Southern 60, Florida A&M 35; @ Appalachian State 40, William & Mary 27; @Lehigh 27, Hofstra 24; @ Furman 24, Western Kentucky 20.  
**QUARTERFINALS:** @ **Montana 49**, Sam Houston State 24; @ Northern Iowa 56, Maine 28; @ Georgia Southern 38, Appalachian State 24; @ Furman 34, Lehigh 17.  
**SEMIFINALS:** @ **Montana 38**, Northern Iowa 0; Furman 24, @ Georgia Southern 17.  
**CHAMPIONSHIP:** **Montana 13**, Furman 6.

**2002 FIRST ROUND:** @McNeese State 21, **Montana State 14**; @**Montana 45**, Northwestern State 14; @Villanova 45, Furman 38; Fordham 29, @Northeastern 24; @Georgia Southern 34, Bethune-Cookman 0; Maine 14, @Appalachian State 13; @Western Kentucky 59, Murray State 20; @Western Illinois 48, Eastern Illinois 9.  
**QUARTERFINALS:** @McNeese State 24, **Montana 20**; @Villanova 24, Fordham 10; @Georgia Southern 31, Maine 7; Western Kentucky 31, @Western Illinois 28.  
**SEMIFINALS:** @McNeese State 39, Villanova 28; W. Kentucky 31, @Georgia Southern 28.  
**CHAMPIONSHIP:** Western Kentucky 34, McNeese State 14.

**2003 FIRST ROUND:** **Northern Arizona 35**, @McNeese State 3; Western Illinois 43, @**Montana 40** 2OT; @Northern Iowa 35, **Montana State 14**; Florida Atlantic 32, @Bethune-Cookman 24; @Colgate 19, Massachusetts 7; @Wofford 31, North Carolina A&T 10; @Western Kentucky 45, Jacksonville State 7; @Delaware 48, Southern Illinois 7.  
**QUARTERFINALS:** Florida Atlantic 48, @**Northern Arizona 25**; @Colgate 28, Western Illinois 27; @Wofford 34, Western Kentucky 17; @Delaware 37, Northern Iowa 7.  
**SEMIFINALS:** Colgate 36, @Florida Atlantic 24; @Delaware 24, Wofford 9.  
**CHAMPIONSHIP:** Delaware 40, Colgate 0.

**2004 FIRST ROUND:** @**Montana 56**, Northwestern St. 6; **Eastern Washington 34**, @Southern Illinois 31; @Sam Houston State 54, Western Kentucky 24; @Delaware 28, Lafayette 14; @William and Mary 42, Hampton 35; James Madison 14, @Lehigh 13; @Furman 49, Jacksonville State 7; New Hampshire 27, @Georgia Southern 23.  
**QUARTERFINALS:** @**Montana 47**, New Hampshire 17; Sam Houston St. 35, @**Eastern Washington 34**; James Madison 14, @Furman 13; @William & Mary 44, Delaware 38, 2 OT.

**SEMIFINALS:** @**Montana 34**, Sam Houston St. 13; James Madison 48, @William and Mary 34.  
**CHAMPIONSHIP:** James Madison 31, Montana 21. (Chattanooga, Tenn.)

**2005 FIRST ROUND:** Cal Poly 35, @**Montana 21**; @Northern Iowa 41, **Eastern Washington 38**; @New Hampshire 55, Colgate 21; @Texas State 50, Georgia Southern 35; Richmond 38, @Hampton 10; @Furman 14, Nicholls State 12; @Southern Illinois 21, Eastern Illinois 6; @Appalachian State 34, Lafayette 23.  
**QUARTERFINALS:** @Texas State 14, Cal Poly 7; Northern Iowa 24, @New Hampshire 21; @Appalachian State 38, Southern Illinois 24; Furman 24, @Richmond 20;  
**SEMIFINALS:** Northern Iowa 41, @Texas State 38, OT; @App State 29, Furman 23.  
**CHAMPIONSHIP:** Appalachian State 21, Northern Iowa 16.

**2006 FIRST ROUND:** @**Montana 31**, McNeese State 6; @**Montana State 31**, Furman 13; @UMass 35, Lafayette 14; New Hampshire 41, @Hampton 38; @Appalachian State 45, Coastal Carolina 28; Illinois State 24, @Eastern Illinois 13; @Southern Illinois 36, Tennessee-Martin 30; @Youngtown State 34, James Madison 31.  
**QUARTERFINALS:** @**Montana 20**, Southern Illinois 3; @Appalachian State 38, **Montana State 17**; @UMass 24, New Hampshire 17; @Youngstown St. 28, Illinois St. 21.  
**SEMIFINALS:** UMass 19, @**Montana 17**; @Appalachian State 49, Youngstown State 24.  
**CHAMPIONSHIP:** Appalachian State 28, UMass 17


**2007 FIRST ROUND:** @Delaware 44, Delaware State 7; Wofford 23, @**Montana 22**; **Eastern Washington 44**, @McNeese State 15; @Appalachian State 28, James Madison 27; @Massachusetts 49, Fordham 35; @Richmond 31, Eastern Kentucky 14; @Northern Iowa 38, New Hampshire 35; @Southern Illinois 30, Eastern Illinois 11.  
**QUARTERFINALS:** @Appalachian State 35, **Eastern Washington 35**; Richmond 21, @Wofford 10; Delaware 39, @Northern Iowa 27; @Southern Illinois 34, Massachusetts 27.  
**SEMIFINALS:** @Appalachian State 55, Richmond 35; Delaware 20, @Southern Illinois 17.  
**CHAMPIONSHIP:** Appalachian State 49, Delaware 21 (Chattanooga, Tenn.)

**2008 FIRST ROUND:** @**Montana 31**, Texas State 13; **Weber State 49**, @Cal Poly 35; @Appalachian State 37, South Carolina State 21; @Villanova 55, Colgate 28; @Richmond 38, Eastern Kentucky 10; @James Madison 38, Wofford 35; New Hampshire 29, @Southern Illinois 20; @Northern Iowa 40, Maine 15.  
**QUARTERFINALS:** @**Montana 24**, **Weber State 13**; Richmond 33, @Appalachian State 13; @James Madison 31, Villanova 27; @Northern Iowa 36, New Hampshire 34.  
**SEMIFINALS:** @**Montana 35**, @James Madison 27; Richmond 21, @Northern Iowa 20.  
**CHAMPIONSHIP:** Richmond 24, **Montana 7** (Chattanooga, Tenn.)

**2009 FIRST ROUND:** @**Montana 61**, South Dakota State 48; @Stephen F. Austin 44, **Eastern Washington 33**; @William & Mary 20, **Weber State 20**; @Appalachian State 20, South Carolina State 13; @Villanova 38, Holy Cross 28; @Southern Illinois 38, E. Illinois 7; @Richmond 16, Elon 13; New Hampshire 49, @McNeese State 13.  
**QUARTERFINALS:** @**Montana 51**, Stephen F. Austin 0; @Villanova 46, New Hampshire 7; William & Mary 24, @Southern Illinois 3; Appalachian State 35, @Richmond 31.  
**SEMIFINALS:** @**Montana 24**, Appalachian State 17; @Villanova 14, William & Mary 13.  
**CHAMPIONSHIP:** Villanova 23, **Montana 21** (Chattanooga, Tenn.)

**2010 FIRST ROUND:** Western Illinois 17, @Coastal Carolina 10; @North Dakota State 43, Robert Morris 17; Lehigh 14, @Northern Iowa 7; @Georgia Southern 41, South Carolina State 17.  
**SECOND ROUND:** @Appalachian State 42, Western Illinois 14; @Delaware 42, Lehigh 20; Wofford 17, @Jacksonville State 14; New Hampshire 45, @Bethune-Cookman 20; Georgia Southern 31, @William & Mary 15; Villanova 54, @Stephen F. Austin 24; @**Eastern Washington 37**, Southeast Missouri State 17; North Dakota State 42, @**Montana State 17**.  
**QUARTERFINALS:** @Delaware 16, New Hampshire 3; Georgia Southern 23, @Wofford 20; Villanova 41, @Appalachian State 21; @**Eastern Washington 38**, North Dakota State 31, OT.  
**SEMIFINALS:** @**Eastern Washington 41**, Villanova 31; @Delaware 27, Georgia Southern 10.  
**CHAMPIONSHIP:** **Eastern Washington 20**, Delaware 19 (Frisco, Texas).

# ACADEMIC ALL-AMERICANS



MONTANA STATE QB TRAVIS LULAY WAS AN ACADEMIC ALL-AMERICAN IN 2005.



PORTLAND STATE LINEBACKER JOEY KING WAS AN ACADEMIC ALL-AMERICAN IN 2004 AND 2005.



PORTLAND STATE SAFETY JORDAN SENN GARNERED ACADEMIC ALL-AMERICA HONORS IN 2006 AND 2007.

The following Big Sky Conference football student-athletes were first or second team selections on the CoSIDA (College Sports Information Directors of America) Capital One Academic All-America Football teams:

**1970**  
Greg Maloney, DE, Montana

**1971**  
Brent McIver, OG, Boise State

**1972**  
Steve Beller, P/PK, Idaho State

**1973**  
Glenn Sparks, OG, Boise State

**1975**  
Glenn Sparks, OG, Boise State

**1976**  
Kim Kildew, DE, Idaho State  
Kirk Stawser, LB, Boise State

**1977**  
Steve Fisher, DE, Montana  
Larry Friedrichs, OG, No. Arizona  
Sam Miller, DB, Boise State

**1978**  
Sam Miller, DB, Boise State  
Allan Clark, RB, Northern Arizona  
Jeff Fillmore, K, Idaho State

**1979**  
Ed Cerkovnik, DB, Montana

**1981**  
David Heppe, P, Nevada

**1982**  
David Heppe, P, Nevada

**1983**  
Boyce Bailey, DB, Idaho  
Brian Salonen, TE, Montana

**1984**  
Brent Koetter, DB, Idaho State  
Dirk Nelson, P, Montana State  
James Harrell, OG, Idaho State  
Doug Kimball, DB, Montana State

**1985**  
Don Leake, OT, Montana State  
Pat Sullivan, DL, Montana

**1987**  
Anders Larsson, K, Montana State  
Scott Johnson, DT, No. Arizona  
Mark Paffhausin, DB, Montana St.

**1988**  
Anders Larsson, K, Montana State  
Michael McGowan, LB, Montana  
John Huestis, RB, Montana  
Brad Salonen, TE, Montana  
Rick Sullivan, DL, Montana  
Bob Kimball, DB, Montana State

**1989**  
Chris Baniszewski, WR, N. Arizona  
Michael McGowan, LB, Montana  
Derricks Isackson, OL, Montana St.

**1990**  
Mike McGowan, LB, Montana  
Kevin McKelvie, K, Nevada

**1991**  
Steve Boyenger, DB, Idaho State  
Larry Stayner, TE, Boise State  
Kurt Schulz, DB, E. Washington

**1992**  
Tim Otton, DL, Weber State

**1993**  
Dave Dickenson, QB, Montana  
Matt Wells, WR, Montana

**1994**  
Dave Dickenson, QB, Montana  
Matt Wells, WR, Montana

**1995**  
Josh Branen, RB, Montana  
Dave Dickenson, QB, Montana  
Blaine McElmurry, FS, Montana  
Matt Wells, WR, Montana

**1996**  
Steve Mattson, DE, E. Washington  
Trevor Bell, DB, Idaho State  
Josh Branen, RB, Montana  
Blaine McElmurry, DB, Montana  
Devlan Geddes, DE, Montana State

**1997**  
Jeff Ogden, WR, E. Washington  
Steve Mattson, DE, E. Washington  
Cam Quayle, TE, Weber State  
Josh Branen, RB, Montana

**1998**  
Justin Olson, WR, Montana  
Mike MacKenzie, RB, E. Washington

**1999**  
Chris Cain, DL, Portland State  
Vince Huntsberger, DB, Montana  
Dallas Neil, P/TE, Montana

**2000**  
Chris Cain, Sr., Portland State  
Vince Huntsberger, Jr., Montana  
Ryan Johnson, So., Montana State  
Matt Thuesen, Sr., Montana

**2001**  
\*Ryan Johnson, Jr., Montana State  
Vince Huntsberger, Sr., Montana  
Eric Damko, Sr., Northern Arizona  
Ciche Pitcher, So., Montana  
*\*Named Verizon Academic All-America of the Year*

**2002**  
Kyler Randall, Jr., E. Washington  
Ryan Johnson, Sr., Montana State  
Jon Montoya, Jr., Montana State  
Mark Gould, Jr., N. Arizona

**2003**  
Kyler Randall, Sr., E. Washington  
Jon Montoya, Sr., Montana State  
Mark Gould, Sr., N. Arizona

**2004**  
Joey King, Jr., Portland State

**2005**  
Joey King, Sr., Portland State  
Travis Lulay, Sr., Montana State

**2006**  
Jordan Senn, Jr., Portland State

**2007**  
Jordan Senn, Sr., Portland State

**2008**  
Beau Hadley, S, Jr., Weber State

**2009**  
Beau Hadley, S, Sr., Weber State  
Jacob Kragt, DL, Sr., E. Washington

**2010**  
Erik Stoll, S, Sr., Montana

# ALL-AMERICANS

The following Big Sky Conference players were selections on the major All-America College Division Football Teams (Associated Press, United Press International, Football Writers Association of America, Sporting News, Newspaper Enterprise Association, Time Magazine, American Football Coaches Association, Kodak, The Sports Network, Football Gazette, Walter Camp, ESPN/Sportsticker and College Sporting News).

## 1964

Gary Decolati, DE, Montana State

## 1965

Ray McDonald, HB, Idaho  
Sid Otten, OT, Weber State

## 1966

Don Hass, HB, Montana State  
Ron McCall, LB, Weber State  
Ray McDonald, HB, Idaho  
Jan Stenerud, PK, Montana State

## 1967

Bob Beers, OG, Montana  
Don Hass, HB, Montana State  
Jim Schmeeding, OG, Weber State  
Lee White, FB, Weber State

## 1969

Ed Bell, SE, Idaho State  
Carter Campbell, DT, Weber State  
Jerry Hendren, WR, Idaho  
Les Kent, FB, Montana  
Tuufuli Upersa, OT, Montana

## 1970

Gary Gustafson, WR, Montana State  
Henry Reed, DT, Weber State  
Karl Stein, DB, Montana State

## 1971

Steve Okoniewski, OT, Montana  
Dave Taylor, OT, Weber State  
Jim Nuttali, OG, Northern Arizona

## 1972

Barry Darrow, OG, Montana  
Bill Kollar, DT, Montana State  
Al Marshall, WR, Boise State

## 1973

Don Hutt, WR, Boise State  
Bill Kollar, DT, Montana State  
Jim Smith, RB, Northern Arizona

## 1974

Jim McMillan, QB, Boise State

## 1975

Wayne Hill, LB, Idaho State  
Steve Kracher, RB, Montana State  
Rich Rodgers, C, Idaho State  
John Smith, RB, Boise State

## 1976

Greg Anderson, DB, Montana  
Rod Bockwoldt, QB, Weber State  
Larry Friedrichs, OG, N. Arizona  
Les Leininger, DE, Montana State  
John Yarno, C, Idaho

## 1977

Ray Allred, NG, Idaho State  
Willie Beamon, LB, Boise State  
Harold Cotton, OT, Boise State  
Dennis Duncanson, DB, Weber State  
Larry Friedrichs, OG, N. Arizona  
Terry Hutt, WR, Boise State  
Tom Jurich, PK, Northern Arizona  
Chris Malmgren, DT, Boise State

## 1978

Jon Borchardt, OT, Montana State  
Dennis Duncanson, DB, Weber State  
Randy Jordan, WR, Weber State  
Jerry Lumpkin, LB, Northern Arizona

## 1979

Joe Aliotti, QB, Boise State  
Lee Fobbs, DB, Nevada  
Frank Hawkins, RB, Nevada  
Ed Judie, LB, Northern Arizona  
Kyle Riddle, OT, Idaho  
Doug Scott, DT, Boise State

## 1980

Dan Anders, DT, Northern Arizona  
Frank Hawkins, RB, Nevada  
Mike Humiston, LB, Weber State  
Cedric Minter, RB, Boise State  
Jack Muhlbeier, LB, Montana State  
Randy Trautman, DT, Boise State

## 1981

Case deBruijn, P/PK, Idaho State  
Mike Machurek, QB, Idaho State  
Larry Rubens, C, Montana State  
John Ramatici, LB, Nevada  
Randy Trautman, DT, Boise State  
Rick Woods, DB, Boise State  
Tony Zendejas, K, Nevada

## 1982

Ken Hobart, QB, Idaho  
Carl Keever, LB, Boise State  
Pete Mandley, WR, Northern Arizona  
Charles Mann, DT, Nevada  
John Rade, LB, Boise State  
Tony Zendejas, PK, Nevada

## 1983

James Gee, DT, Northern Arizona  
Ken Hobart, QB, Idaho  
Jeff Kaiser, P, Idaho State  
Carl Keever, LB, Boise State  
Derek Kennard, OG, Nevada  
Pete Mandley, WR, Northern Arizona  
Brian Salonen, TE, Montana  
Tony Shaw, FS, Nevada  
Jim Werbeckes, OG, Nevada  
Tony Zendejas, PK, Nevada

## 1984

Steve Anderson, DT, Idaho State  
Mark Fellows, LB, Montana State  
Carl Keever, LB, Boise State  
Dirk Nelson, P, Montana State  
Bob Otto, DT, Idaho State  
Marty Zendejas, K, Nevada

## 1985

George Duarte, DB, No. Arizona  
Pat Hunter, DB, Nevada  
Markus Koch, DT, Boise State  
Greg Rea, OG, Nevada  
Mike Rice, P, Montana  
Eric Yarber, WR, Idaho  
Marty Zendejas, K, Nevada

## 1986

Tony Breland, SS, Montana  
Larry Clarkson, OT, Montana  
Tom Dewitz, OG, Boise State

George Duarte, DB, No. Arizona  
Goran Lingmerth, K, No. Arizona  
Mike Rice, WR/P, Montana  
Henry Rolling, LB, Nevada  
Marty Zendejas, K, Nevada

## 1987

Larry Clarkson, OT, Montana  
John Friesz, QB, Idaho  
Pete Kwiatkowski, DE, Boise State  
Eric Stein, P, Eastern Washington  
Marty Zendejas, PK, Nevada

## 1988

Shawn Collins, WR, No. Arizona  
Bernard Ellison, DB, Nevada  
John Friesz, QB, Idaho  
Tim Hauck, DB, Montana  
Eric Helegeson, LB, Boise State  
Jeff Mickel, OT, Eastern Washington

## 1989

Lee Allen, WR, Idaho  
Mike Babb, DB, Weber State  
Bret Chuhaniuk, P, Weber State  
Jody Farmer, P, Montana  
John Friesz, QB, Idaho\*  
Tim Hauck, DB, Montana State  
Erik Helgeson, LB, Boise State  
Darrell Jordan, LB, Northern Arizona  
Peter Macon, TE, Weber State  
Todd Neu, OT, Idaho  
Micky Penaffor, K, Northern Arizona  
Kirk Scrafford, OT, Montana  
Steve Unger, OC, Idaho

## 1990

Matt Clifton, LB, Nevada  
Kasey Dunn, WR, Idaho  
Bernard Ellison, DB, Nevada  
Erik Helgeson, DE, Boise State  
Jamie Martin, QB, Weber State  
Kevin McKelvie, K, Nevada  
Devon Pearce, RB, Idaho  
Kevin Sargent, OT, E. Washington  
Trevor Shaw, TE, Weber State  
Treamelle Taylor, WR, Nevada  
Mike Trevathan, WR, Montana  
Corey Widmer, DT, Montana State

## 1991

Elia Ala'ilima-Daley, TE, Idaho  
Terry Belden, P, Northern Arizona  
Mike Black, K, Boise State  
Matt Clifton, LB, Nevada  
Bruce Coverton, OT, Weber State  
Kasey Dunn, WR, Idaho  
Chad Germer, C, Montana  
Alex Lacson, K, E. Washington  
Jamie Martin, QB, Weber State\*  
Geoff Mitchell, RB, Weber State  
Shahriar Pourdanesh, OT, Nevada  
Alfred Pupunu, TE, Weber State  
Frank Robinson, DB, Boise State  
Jeff Robinson, DE, Idaho  
Morgan Ryan, DB, Montana State  
Kevin Sargent, OT, E. Washington  
Tom Sugg, P, Idaho  
Corey Widmer, DT, Montana State

## 1992

Terry Belden, P, Northern Arizona  
Mike Dodd, PK, Boise State  
Yo Murphy, WR, Idaho  
Jeff Robinson, DE, Idaho  
Chris Schneider, OG, Idaho  
Jody Schnug, OT, Idaho

## 1993

Terry Belden, P, Northern Arizona  
Tony Brooks, WR, E. Washington  
Dave Dickenson, QB, Montana  
Todd Ericson, DB, Montana  
Mat Groshong, C, Idaho  
Jason Hicks, DT, Montana State  
Sean Hill, DB, Montana State  
Rob Hitchcock, DB, Weber State  
Jackie Kellogg, DB, E. Washington  
Pat McNerney, TE, Weber State  
Doug Nussmeier, QB, Idaho\*  
Trent Pollard, OT, E. Washington  
Kimo von Oelhoffen, DT, Boise State

## 1994

K.C. Adams, RB, Boise State  
Rod Alexander, WR, No. Arizona  
Jeff Bergman, SS, No. Arizona  
Alex Calderwood, PR, No. Arizona  
Dave Dickenson, QB, Montana  
Art Donnell, OT, Northern Arizona  
Harold Fox, OG, Eastern Washington  
Kyle Gary, WR, Idaho  
Rashid Gayle, DB, Boise State  
Scott Gragg, OT, Montana  
Jeff Lewis, QB, Northern Arizona  
Sherriden May, RB, Idaho  
Jimm Mills, OT, Idaho  
Joe O'Brien, DE, Boise State  
Kevin O'Leary, P, Northern Arizona  
Ryan Phillips, DE, Idaho  
Rayna Stewart, DB, No. Arizona  
Jay Turner, DE, Montana  
Ryan Woolverton, PK, Idaho

## 1995

Mike Agee, OG, Montana  
Jason Crebo, LB, Montana  
Dave Dickenson, QB, Montana\*  
Stacey Ellis, LB, Northern Arizona  
Jesse Hardt, TE, E. Washington  
Josh Hays, DE, Idaho State  
Marcus Jackson, DB, Idaho State  
David Kempfert, C, Montana  
Jeff Lewis, QB, Northern Arizona  
Dave Longoria, LB, Idaho  
Dwight McKenzie, WR, Idaho  
Kevin O'Leary, P/K, No. Arizona  
Ben Petrucci, DT, Northern Arizona  
Ryan Phillips, DE, Idaho  
Scott Shields, PK, Weber State  
Eric Simonson, OG, Montana  
Rayna Stewart, DB, No. Arizona  
Matt Wells, WR, Montana

## 1996

Mike Agee, OG, Montana  
Brian Ah Yat, QB, Montana  
Archie Amerson, RB, No. Arizona\*  
Mike Bouchee, LB, Montana  
Travis Brown, QB, Northern Arizona  
Jim Buzzard, OL, E. Washington  
Jason Crebo, LB, Montana

# ALL-AMERICANS

Joe Douglass, WR, Montana  
Cory Falls, DL, Montana  
Dan Finn, OL, Northern Arizona  
Aaron Flowers, QB, CS Northridge  
Devlan Geddes, DL, Montana State  
Marc Goodson, LB, CS Northridge  
Josh Hays, DE, Idaho State  
David Kempfert, C, Montana  
Kevin Kolkman, DL, No. Arizona  
Telly Lockette, LB, Idaho State  
Blaine McElmurry, DB, Montana  
Ricky Pearsall, PR, Northern Arizona  
Maurice Perigo, DB, E. Washington  
Nick Petrucci, DL, Northern Arizona  
Cam Quayle, TE, Weber State  
David Romines, WR, CS Northridge  
Gibbons St. Paul, WR, No. Arizona  
Scott Shields, PK, Weber State  
Derek Strey, LB, E. Washington  
Jeff Zellick, OL, Montana

## 1997

Trevor Bell, DB, Idaho State  
Travis Brown, QB, Northern Arizona  
Jim Buzzard, OL, E. Washington  
Jason Crebo, LB, Montana  
Dan Finn, OL, Northern Arizona  
Aaron Flowers, QB, CS Northridge  
Justin Gaines, DB, Montana  
Marc Goodson, LB, CS Northridge  
Harry Leons, QB, E. Washington  
Telly Lockette, LB, Idaho State  
Mike McCarthy, DL, Portland State  
Taurus McGhee, WR, Weber State  
Ty O'Connor, DL, Montana State  
Jeff Ogden, WR, E. Washington  
Maurice Perigo, DB, E. Washington  
Kevin Peterson, OL, E. Washington  
Rex Prescott, RB/Ret, E. Washington  
Cam Quayle, TE, Weber State  
Chris Scott, DL, Eastern Washington  
Scott Shields, DB/P/K, Weber State  
Bobby Singh, OL, Portland State  
Neal Smith, DE, Montana State  
Derek Strey, LB, E. Washington

## 1998

T.J. Ackerman, OL, E. Washington  
Brian Ah Yat, QB, Montana  
Jaumal Bradley, RB, CS Northridge  
Orshawante Bryant, WR, Portland St.  
Scott Curry, OT, Montana  
Donnell Day, DB, Cal St. Northridge  
Charles Dunn, RB, Portland State  
Afa Faraimo, DL, Northern Arizona  
Pete Garcas, PK, Idaho State  
Chip Hobbs, WR, Montana State  
Bashir Levingson, R, E. Washington  
Brett Ludwig, OL, Montana State  
Mike MacKenzie, RB, E. Washington  
Ty O'Connor, DL, Montana State  
Charles Roberts, RB, Sacramento State  
Scott Shields, DB/P/K, Weber State  
Bobby Singh, OG, Portland State  
Brennen Swanson, DL, CS Northridge  
Steve Thorns, P, Sacramento State  
Jeremy Watkins, WR, Montana  
Ryland Wickman, LB, Sacramento St.  
Art Williams, WR, Portland State

## 1999

Aaron Best, C, Eastern Washington  
Lamont Brightful, KR, E. Washington  
Kelly Bryant, DL, Montana  
Terry Charles, WR, Portland State  
Shon Flores, DB, Montana  
Pete Garcas, K, Idaho State

Chris Kelly, TE, Sacramento State  
Lance Knaevelsrud, OL, E. Washington  
Drew Miller, QB, Montana  
Jon Osterhout, OL, Sacramento State  
Matthew Peot, P, Montana State  
Chase Raynock, OL, Montana  
Charles Roberts, RB, Sacramento State  
Brennen Swanson, DL, CS Northridge

## 2000

Jeff Allen, DL, Sr., Eastern Washington  
Greg Belzer, LB, Sr., E. Washington  
Lamont Brightful, KR, E. Washington  
Anthony Daisley, LB, Sr., Sac St.  
Charles Dunn, RB, Sr., Portland State  
Jimmy Farris, WR, Sr., Montana  
DeRonn Finley, RS, Sr., Idaho State  
Rashad Floyd, DB, Sr., Portland State  
Dan Frantz, P, Sr., Portland State  
Drew Miller, QB, Sr., Montana  
Andy Petek, DL, Sr., Montana  
Ryan Prince, TE, Sr., Weber State  
Charles Roberts, RB, Sacramento State  
Dario Romero, DL, Sr., E. Washington  
Thatcher Szalay, OL, Jr., Montana

## 2001

Lamont Brightful, KR, Sr., E. Wash.  
Terry Charles, WR, Sr., Portland State  
Jesse Chatman, RB, Sr., E. Washington  
Ryan Fuqua, RB, Fr., Portland State  
Yo Humphery, RB, Sr., Montana  
Vince Huntsberger, SS, Sr., Montana  
Eddie Johnson, P, Jr., Idaho State  
Etu Molden, WR, Sr., Montana  
Chris Polinder, C, Sr., E. Washington  
Thatcher Szalay, OG, Sr., Montana

## 2002

Junior Adams, WR, Sr., Montana State  
Jared Allen, DE, Jr., Idaho State  
Fred Amey, WR, So., Sacramento St.  
Josh Blankenship, QB, Sr., E. Wash.  
Steve Burch, OT, So., Idaho State  
Corey Brown, C, Sr., Idaho State  
Dan Curley, TE, Sr., E. Washington  
Mark Gould, P, Jr., Northern Arizona  
Kane Ioane, SS, Jr., Montana State  
Ernie James, CB, So., Idaho State  
Devan Kelley, OG, Sr., Portland State  
Dylan McFarland, OT, Jr., Montana  
Jon Montoya, DE, Jr., Montana State  
Keith O'Neil, LB, Sr., N. Arizona  
Levander Segars, KR, So., Montana  
Vernon Smith, CB, Jr, Montana  
Brent Swaggert, OT, Jr., Montana St.  
Luke Vincent, LB, Sr., E. Washington  
Trey Young, FS, Sr., Montana

## 2003

Jared Allen, DE, Sr., Idaho State !  
Tim Bush, DE, Sr., Montana  
Nick Chourmos, RB, Jr., Weber State  
Brady Fosmark, DE, So., Weber State  
Mark Gould, P, Sr., Northern Arizona  
Kane Ioane, SS, Sr., Montana State  
Matt McFadden, LB, Sr., Weber State  
Dylan McFarland, OT, Sr., Montana  
Jon Skinner, OG, Sr., Montana  
Corey Smith, RS, Sr., Montana State  
Chris Snyder, PK, Sr., Montana  
Brent Swaggert, OT, Sr., Montana St.

## 2004

Fred Amey, RS, Sr., Sacramento St.  
Jeff Bolton, OL, Jr., Montana St.  
Roger Cooper, LB, Sr., Montana St.

Paul Ernster, P, Sr., N. Arizona  
Brady Fosmark, DE, Jr., Weber St.  
Rocky Hanni, OL, Fr., E. Washington  
Joe Johnson, K, Jr., Weber State  
Eric Kimble, WR, Jr., E. Washington  
Travis Lulay, QB, Montana St.  
Erik Meyer, QB, Jr., E. Washington  
Mike Murphy, DE, So., Montana  
Craig Ochs, QB, Sr., Montana  
Ramon Payne, CB, Sr., Sac State  
Cory Procter, OL, Sr., Montana  
Mike Roos, OL, Sr., E Washington  
Darius Washington, RB, Sr., E. Wash.  
Blake Wolf, TE, Sr., Montana St.

## 2005

Matt Alfred, OG, So., E. Washington  
Jeff Bolton, C, Sr. Montana St.  
Brennan Carvalho, OG, So. Portland St.  
Jeff Charleston, DE, Sr., Idaho St.  
Brady Fosmark, DE, Sr. Weber St.  
Jaret Johnson, K, Sr., Idaho St.  
Paul McQuistan, OT, Sr., Weber St.  
\*Erik Meyer, QB, Sr., Washington  
Eric Kimble, WR, Sr., E. Washington  
Brad Rhoades, OT, Sr., Montana  
Joe Rubin, RB, Sr., Portland St.  
Alan Saenz, DT, Sr., Montana

## 2006

Cody Balogh, OL, Jr., Montana  
Kroy Biermann, DL, Jr., Montana  
Brennan Carvalho, OL, Jr., Portland State  
Dan Carpenter, K, Jr., Montana  
Tuff Harris, Ret., Sr., Montana  
Adam Hayward, LB, Sr., Portland State  
Chris Hunsaker, LB, Sr., Northern Arizona  
Mike Murphy, DE, Sr., Montana  
Jason Murrietta, QB, Sr., Northern Arizona  
Alex Watson, WR, Jr., Northern Arizona

## 2007


Matt Alfred, G, Sr., Eastern Washington  
Colt Anderson, Jr., Sr., Montana  
!Kroy Biermann, DE, Sr., Montana  
Aaron Boyce, WR, So. Eastern Washington  
Dan Carpenter, K, Sr., Montana  
Brennan Carvalho, C, Sr., Portland State  
Bobby Daly, LB, Jr., Montana State  
K.J. Gerard, CB, Jr., Northern Arizona  
David Hale, OT, Sr., Weber State  
Tyson Johnson, P, Sr., Montana  
Tremayne Kirkland, Wr., Sr., Portland State  
Greg Peach, DE, Jr., Eastern Washington

## 2008

Colt Anderson, S, Sr., Montana  
Paul Carpenter, T, Sr., Weber State  
Robbie Dehaze, P, Sr., Northern Arizona  
Colin Dow, G, Sr., Montana  
K.J. Gerard, CB, Sr., Northern Arizona  
Beau Hadley, S, Jr., Weber State  
Cameron Higgins, QB, So., Weber State  
Marcus Mailei, FB, Sr., Weber State  
Marc Mariani, WR, Jr., Montana  
Cody Nakamura, TE, Jr., Weber State  
!Greg Peach, DE, Sr., Eastern Washington  
Brent Russum, T, Sr., Montana  
Cristian Sarmento, LB, Sr., Northern Colorado  
Bryce Scanlon, DT, Sr., Weber State  
Andy Schantz, LB, Sr., Portland State  
Trevyn Smith, RB, Jr., Weber State  
Tim Toone, WR., Jr., Weber State  
Tony Washington, WR, Sr., Sacramento State

## 2009

Ed Berry, WR., Sr., Northern Arizona  
Bo Bolen, FB, Fr., Weber State  
Christian Clark, DL., Jr., Sacramento State  
Dane Fletcher, DE, Sr., Montana State  
Beau Hadley, S., Sr., Weber State  
Jeff Hansen, OG, Sr., Montana State  
Terran Hillesland, OG, Sr., Montana  
Levi Horn, OT, Sr., Montana  
Taiwan Jones, AP, So., E. Washington  
Nathan Overbay, TE, Sr., E. Washington  
Marc Mariani, WR., Sr., Montana  
Josh Morris, CB, Sr., Weber State  
Kyle Mutchler, C, Sr., Weber State  
Matt Nichols, QB, Sr., Eastern Washington  
J.C. Sherritt, LB, Jr., Eastern Washington  
Chase Reynolds, RB, Jr., Montana  
Tim Toone, WR., Sr., Weber State  
Jon Vanderwielen, P, Sr., Idaho State



**EWU CENTER CHRIS POWERS WAS AN ALL-AMERICAN IN 2010.**

## 2010

Joe Collins, WR, Sr., Weber State  
Jason Cunningham, K, Jr., Montana State  
David Harrington, P, Jr., Idaho State  
Matt Johnson, S, Jr., Eastern Washington  
Trumaine Johnson, CB, Jr., Montana  
Taiwan Jones, RB, Jr., E. Washington  
Brandon Kaufman, WR, So., E. Wash.  
DeNarius McGhee, QB, Fr., Montana State  
Tavoy Moore, Ret., Jr., Idaho State  
Zack Nash, DE, Jr., Sacramento State  
Dan Ogden, DT, Sr., Montana State  
J.C. Oram, OG, Jr., Weber State  
Mike Person, OL, Sr., Montana State  
Kris Poindexter, OG, Sr., Northern Arizona  
Chris Powers, C, Jr., E. Washington  
!J.C. Sherritt, LB, Sr., E. Washington  
Vai Tafuna, FB, Sr., Weber State  
Renard Williams, DT, Jr., E. Washington

\*Payton Award Winner  
!Buchanan Award Winner

# IN ALL-STAR GAMES

## AMERICAN BOWL

1970

Jerry Hendren, E, Idaho  
Ed Bell, WR, Idaho State  
Jon Meskimen, OL, Idaho

1972

Fred Riley, WR, Idaho

## BLUE-GRAY GAME

1982

Rick Woods, DB, Boise State

1983

Michel Borgeau, DT, Boise State

1986

Markus Koch, DT, Boise State

1989

John Friesz, QB, Idaho

Lee Allen, WR, Idaho

1990

Grady Bennett, QB, Montana

1992

Chad Germer, C, Montana

Corey Widmer, DT, Montana State

1994

Kimo von Oelhoffen, DT, Boise St.

1999

John Fassel, WR, Weber State

Anthony Parker, DB, Weber State

2000

Travis Brown, QB, No. Arizona

2001

Shane Griggs, QB, Idaho State

2003

Kurt Sigler, OT, E. Washington

## COACHES

### ALL-AMERICA GAME

1967

Ray McDonald, FB, Idaho

Ron Porter, E, Idaho

Ron McCall, E, Weber State

1969

Halvor Hagen, DT, Weber State

1970

Jerry Hendren, SE, Idaho

1972

Steve Okoniewski, G, Montana

Steve Vogel, LB, Boise State

1974

Al Davis, C, Boise State

### EAST-WEST SHRINE GAME

1963

Joe Tiller, G, Montana State

1966

Ray McDonald, FB, Idaho

Ron McCall, LB, Weber State

1967

Don Hass, HB, Montana State

Lee White, FB, Weber State

1971

Henry Reed, LB, Weber State

1972

Ken Muhlbeier, C, Idaho

1973

Don Hutt, WR, Boise State

Bill Kollar, DE, Montana State

1974

Jim McMillan, QB, Boise State

1977

John Yarno, C, Idaho

Joe Pellegrini, DT, Idaho

1979

Jon Borchardt, OT, Montana State

1981

Frank Hawkins, RB, Nevada

Cedric Minter, RB, Boise State

David Hughes, RB, Boise State

1983

Brian Salonen, TE, Montana

Matt Courtney, DB, Idaho State

Sam Merriman, LB, Idaho

1985

Mark Fellows, LB, Montana State

1986

Markus Koch, DT, Boise State

1987

Henry Rolling, LB, Nevada

1988

Marty Zendejas, PK, Nevada

1989

John Friesz, QB, Idaho

1990

Bernard Ellison, DB, Nevada

1991

Geoff Mitchell, RB, Weber State

1993

Jamie Martin, QB, Weber State

1994

Doug Nussmeier, QB, Idaho

1995

Jeff Lewis, QB, Northern Arizona

1999

Scott Shields, SS, Weber State

2000

Wade Davis, DB, Weber State

Chase Raynock, OL, Montana

2001

Ryan Prince, TE, Weber State

Charles Roberts, RB, Sac. State

2002

Juston Wood, QB, Portland State

2003

Jared Allen, DE, Idaho State

Marko Cavka, OT, Sac. State

Mark Gould, P, Northern Arizona

2004

Mike Roos, OT, E. Washington

Fred Amey, WR, Sac State

2005

Paul McQuistan, OT, Weber St.

2006

Bo Smith, DB, Weber State

Matt Gutierrez, QB, Idaho

2007

David Hale, OT, Weber State

2009

Matt Nichols, QB, E. Washington

Nathan Overbay, TE, E. Washington

2010

Julius Thomas, TE, Portland St.

### FREEDOM ALL-STAR GAME

1997

Joe Sewell, RB, E. Washington

David Romines, WR, CS North.

### HULA BOWL

1967

Lou Kamanu, T, Weber State

1982

Case deBrujin, P, Idaho State

1989

Micky Penaflo, K, No. Arizona

1992

Corey Widmer, DT, Montana State

1993

Jamie Martin, QB, Weber State

1994

Terry Belden, K, No. Arizona

Kimo von Oelhoffen, DT, Boise St.

1997

Archie Amerson, RB, No. Arizona

(North Most Valuable Player)

David Kempfert, OL, Montana

1999

Brian Ah Yat, QB, Montana

Donnell Day, DB, Cal St. North.

Raul Pacheco, WR, Montana

2000

Tim Conley, LT, Sacramento State

Wade Davis, DB, Weber State

Shon Flores, DB, Montana State

2001

Charles Dunn, RB, Portland State

Shane Griggs, QB, Idaho State

Charles Roberts, RB, Sac. State

2004

Tony Curtis, TE, Portland State

Cory Procter, OG, Montana

2005

Brady Fosmark, DE, Weber St.

2007

Kroy Biermann, DE, Montana

Brennan Carvalho, C, Portland St.

### NORTH-SOUTH SHRINE GAME

1976

Wayne Hill, LB, Idaho State

### OLYMPIA GOLD BOWL

1982

Rick Woods, DB, Boise State

Mike Machurek, QB, Idaho State

### SENIOR BOWL

1964

Jim Moran, T, Idaho

1967

Ray McDonald, RB, Idaho

1968

Lee White, RB, Weber State

1970

Jerry Hendren, WR, Idaho

1974

Bill Kollar, DT, Montana State

1977

John Yarno, C, Idaho

1987

Tom Gibson, DT, No. Arizona

1989

Tim Hauck, DB, Montana

1992

Corey Widmer, DT, Montana State

1993

Jeff Robinson, DE, Idaho

1994

Doug Nussmeier, QB, Idaho

Trent Pollard, OT, Eastern Wash.

1995

Scott Gragg, OL, Montana

1996

Jeff Lewis, QB, Northern Arizona

1999

Anthony Parker, DB, Weber State

Scott Shields, SS/K, Weber State

2003

Joey Thomas, CB, Montana State

2004

Mike Roos, OT, E. Washington

### JAPAN BOWL CLASSIC

1989

Tim Hauck, DB, Montana

## KING ALL-AMERICA CLASSIC

1989

John L. Smith, Coach, Idaho

Donald Miller, LB, Idaho State

Kirk Scrafford, OT, Montana

Demetrius Davis, TE, Nevada

Greg Wyatt, QB, No. Arizona

Frank Pollack, OG, No. Arizona

Micky Penaflo, K, No. Arizona

Darrel Jordan, LB, No. Arizona

1990

Mike Sanfreatello, LB, N. Arizona

Erik Helgeson, LB, Boise State

## GRIDIRON CLASSIC

2004

Tony Curtis, TE, Portland St.

## PARADISE BOWL

2001

Johnnie Gray, RB, Weber State

Damon Greenberry, WR, Weber St.

Thatcher Szalay, OG, Montana

Vince Huntsberger, DB, Montana

Calvin Coleman, CB, Montana

Fred Salanoa, QB, E. Washington

David Sherrod, OL, E. Washington

Chris Polinder, OL, E. Washington

Brad Ransom, DL, Portland State

2002

Trey Young, DB, Montana

Tyler Gladwell, QB, Weber State

Jovan Griffith, RB, E. Washington

2003

Matt McFadden, LB, Weber State

Clarence Moore, WR, N. Arizona

## LAS VEGAS

### ALL-AMERICAN CLASSIC

2004

Steve Burch, OT, Idaho State

Paul Ernster, N. Arizona

Ryan Fuqua, RB, Portland St.

Justin Green, RB, Montana

Sale' Key, WR, Idaho State

Craig Ochs, QB, Montana

2005

Jeff Bolton, C, Montana St.

Brady Fosmark, DE, Weber. St.

Eric Kimble, WR, E. Washington

Paul McQuistan, OT, Weber. St.

Joe Rubin, RB, Portland St.

2006

Bo Smith, CB, Weber State

## MAGNOLIA GRIDIRON CLASSIC

2005

Travis Lulay, QB, Montana State

2006

Joe Hirst, OL, Montana State

## TEXAS VS. THE NATION

2006

Mike Jefferson, WR, Montana St.

Rhian Madrid, P, Northern Arizona

Josh Swogger, QB, Montana

2008

Colt Anderson, S, Montana

Marcus Mailei, FB, Weber State

Andy Schantz, LB, Portland State

2009

Shann Schillinger, S, Montana

2010

Mike Person, OL, Montana State

# PAST PLAYERS OF THE WEEK

## 1972

Rene Garnett, RB, Idaho State  
Tom Ransley, DE, No. Arizona  
Scott Free, LB, Northern Arizona

Steve Hunter, RB, Idaho  
Bruce Ivor, DT, Northern Arizona

Jeff Hoffmann, RB, Montana  
Al Marshall, TE, Boise State

Ron Autele, QB, Boise State  
Ron Ueland, LB, Montana State

Wayne Edwards, FB, Montana St.  
Mark Kouzmanoff, DE, Montana

Jim Olson, RB, Montana  
Bill Kollar, DT, Montana State

Tom Lee, QB, Idaho State  
Tom Toner, DE, Idaho State

Van Troxel, QB, Idaho State  
Jon Knobler, LB, Weber State

Zoonie McLean, QB, Montana St.  
Al Marshall, E, Boise State

Collie Mack, WR, Idaho  
Don Hutt, E, Boise State

Bill Stephens, RB, Boise State  
Tim Pereira, DT, Idaho State

Jim Larson, RB, Weber State  
Rand Marquess, LB, Idaho

## 1973

Marshall Brantley, RB, Idaho  
Bill Kollar, DT, Montana State

Ron Autele, QB, Boise State  
Jim Leld, DT, Montana

Brian Gladwell, WR, Weber State  
Ron Ueland, LB, Montana State

Joe Mattie, DT, Idaho State  
Ken McEachern, DB, Weber State

Jim Smith, RB, Northern Arizona  
Syd Lofton, DB, Idaho

Jim McMillan, QB, Boise State  
Steve Taylor, DE, Montana

Jim Smith, RB, Northern Arizona  
Steve Endres, LB, Montana State

Mark Fredback, RB, Idaho  
Dusty Birkenbuel, LB, Montana St.

Jim Smith, RB, Northern Arizona  
Joe Mattie, DT, Idaho State

Darrell Mitchell, RB, Idaho  
Mark Kastilahn, DE, Idaho State

Don Hutt, WR, Boise State  
Rene Garnett, RB, Idaho State

Don Bagley, RB, Montana State  
Kino Flores, DE, Northern Arizona

Darrell Mitchell, RB, Idaho  
Claude Tomasini, LB, Boise State

Don Hutt, WR, Boise State  
Greg Frederick, RB, Boise State

## 1974

John Smith, RB, Boise State  
Bruce Ivor, DT, Northern Arizona

Ron Reddic, RB, Weber State  
Ron Rosenberg, LB, Montana

Jim McMillan, QB, Boise State  
Bruce Ivor, DT, Northern Arizona

Dave Comstock, QB, Idaho  
Brad Daws, DE, Montana State

John Crabtree, WR, Boise State  
Walt Hayes, LB, Weber State

Jim McMillan, QB, Boise State  
Wayne Hammond, DT, Montana St.

J.C. Chandband, RB, Idaho  
Greg Anderson, DB, Montana

Paul Sartori, RB, Idaho State  
Chris Torney, DE, Idaho

Robert Fowler, RB, No. Arizona  
Matt Kendon, DB, Idaho State

Jim McMillan, QB, Boise State  
Ron Rosenberg, LB, Montana

Jim McMillan, QB, Boise State  
Rolly Woolsey, DB, Boise State

## 1975

Bob Cleveland, RB, Boise State  
Wayne Hill, LB, Idaho State

Dave Comstock, QB, Idaho  
Rick Noel, LB, Idaho State

Mike Mickey, RB, Montana  
Jerry McIntyre, DB, Idaho State

Steve Kracher, RB, Montana State  
Steve Dionas, DB, Montana

Robert Brooks, RB, Idaho  
Rick Noel, LB, Idaho State

Greg Stern, QB, Boise State  
Tom Clift, DB, Montana

Steve Kracher, RB, Montana State  
Bill Keilty, DB, Idaho

Greg Stern, QB, Boise State  
John Kirtland, DB, Idaho

Rod Bockwoldt, QB, Weber State  
Gary Gorrell, LB, Boise State  
Steve Dionas, DB, Montana

Steve Tosches, QB, Idaho State  
Gary Gorrell, LB, Boise State

## 1976

Herb Daniel, QB, Northern Arizona  
Rick Linehan, DB, Idaho

Dee Pickett, QB, Boise State  
Tom Eilertson, DT, Idaho

Allan Clark, RB, Northern Arizona  
Greg Anderson, DB, Montana

Paul Dennehy, QB, Montana State  
Mark DeVore, LB, Montana State

Burt Markovich, C, Montana State  
Chris Eads, DE, Idaho

Craig Juntunen, QB, Idaho  
Wayne Hill, LB, Idaho State

Rod Bockwoldt, QB, Weber State  
Cleveland Dansby, DB, No. Arizona

Herb Daniel, QB, Northern Arizona  
Tim Nixon, LB, Montana State

Rod Bockwoldt, QB, Weber State  
Les Leininger, DE, Montana State

Carl Golden, RB, Northern Arizona  
Larry Polowski, LB, Boise State

Robert Taylor, RB, Idaho  
Jeff Phister, DE, Idaho

## 1977

Allan Clark, RB, Northern Arizona  
Dave Gleason, LB, Montana

Tom Jurich, K, Northern Arizona  
Dennis Duncanson, DB, Weber St.

Hoskin Hogan, QB, Boise State  
Delmar Jones, RB, Montana State  
Ed Cerkovnik, DB, Montana

Allan Clark, RB, Northern Arizona  
Willie Beamon, LB, Boise State

Paul Dennehy, QB, Montana State  
Chris Malmgren, DT, Boise State

Robert Taylor, RB, Idaho  
Ed Judie, DE, Northern Arizona

Terry Zahner, RB, Boise State  
Scott Thomas, WR, Weber State  
Tim Sanford, DT, Idaho

Delmar Jones, RB, Montana State  
Sam Miller, DB, Boise State

Mark Villano, C, Boise State  
Cleveland Dansby, DB, No. Arizona  
Alex Kettles, LB, Boise State

Cedric Minter, RB, Boise State  
Larry Chambers, DB, Idaho State

Tom Jurich, K, Northern Arizona  
Tim Lappano, RB, Idaho  
Neal Richardson, LB, Idaho State

## 1978

Bob Matsey, DB, Idaho State  
Allan Clark, RB, Northern Arizona  
Fred Goode, RB, Boise State  
Willie Beamon, LB, Boise State

Tom Sarette, K, Boise State  
Rick Kelsic, DT, Montana State  
Bob Macauley, LB, Boise State

Cedric Minter, RB, Boise State  
Jim Mickelson, DB, Montana State  
Ray Franklin, LB, Weber State

Jon Borchardt, OT, Montana State  
Neal Higginson, MG, No. Arizona

Cedric Minter, RB, Boise State  
Rocky Klever, TB, Montana  
Ed Hightower, DE, No. Arizona  
Otto Ribary, LB, Weber State

Jay Goodenhour, QB, Idaho  
Willie Beamon, LB, Boise State

Paul Dennehy, QB, Montana State  
Kent Clausen, LB, Montana

Allan Clark, RB, Northern Arizona  
Ray Smith, DB, Northern Arizona  
Dennis Duncanson, DB, Weber St.

Cedric Minter, RB, Boise State  
Rocky Klever, RB, Montana  
Tim Evans, LB, Weber State

## 1979

Frank Hawkins, RB, Nevada  
Phil Cancik, LB, Northern Arizona

Willard Reaves, RB, No. Arizona  
Doug Scott, DT, Boise State

Wit Poindexter, K, No. Arizona  
Mark McNeal, DT, Idaho

Joe Aliotti, QB, Boise State  
Randy Trautman, DT, Boise State  
Kent Clausen, LB, Montana

Joe Aliotti, QB, Boise State  
Larry Barker, DE, Idaho

Eddie McGill, RB, Idaho State  
Billy Kelly, QB, Weber State  
Les Sherrill, DT, Montana State

Frank Hawkins, RB, Nevada  
Stu Dodds, P-FS, Montana State

Larry Worman, QB, Nevada  
Mike Doerfler, RB, Montana State  
Willie Tufono, NG, Boise State

David Hughes, RB, Boise State  
Mike Humiston, LB, Weber State

Joe Aliotti, QB, Boise State  
Mark Massey, DB, Weber State

Cedric Minter, RB, Boise State  
Jeff Wright, WR, Nevada  
Jim Anders, DT, Northern Arizona

## 1980

Terry Zahner, RB, Boise State  
Dan Williams, LB, Boise State

Rocky Klever, RB, Montana  
Marvin Lewis, LB, Idaho State

Frank Hawkins, RB, Nevada  
Mike Humiston, LB, Weber State

Mike Machurek, QB, Idaho State  
Ron Ranieri, NG, Montana State  
Danny Rich, LB, Weber State

Ken Hobart, QB, Idaho  
Joe Taylor, WR, Northern Arizona  
Randy Trautman, DT, Boise State

Cedric Minter, RB, Boise State  
Mike Campbell, DE, Nevada

Pete Mandley, WR, No. Arizona  
Greg Gerken, LB, Northern Arizona  
Larry Barker, DE, Idaho

Joe Aliotti, QB, Boise State  
Ben Salega, DT, Northern Arizona

Tony Boddie, RB, Montana State  
Marvin Lewis, LB, Idaho State

Mike Machurek, QB, Idaho State  
Wayne Harper, RB, Montana  
Dan Williams, LB, Boise State

Frank Hawkins, RB, Nevada  
Jack Muhlbeier, LB, Montana State

Cedric Minter, RB, Boise State  
Frank Hawkins, RB, Nevada  
Mike Bradeson, DB, Boise State

## 1981

Ken Hobart, QB, Idaho  
Rick Woods, DB, Boise State

Milt Meyers, QB, Weber State  
Danny Rich, LB, Weber State  
Ron Thomas, LB, Northern Arizona

Mike Machurek, QB, Idaho State  
Dean Rominger, K, Montana  
Jim Anderson, CB, Montana State

Kipp Bedard, WR, Boise State  
Jim Walsler, LB, Idaho State

Russell Davis, RB, Idaho  
Mike Machurek, QB, Idaho State  
Curtis McGhan, DT, Weber State

Mike Machurek, QB, Idaho State  
John Ramatici, LB, Nevada  
Dennis Bowman, LB, Montana

Rocky Klever, RB, Montana  
Tony Shaw, DB, Nevada

Rodney Webster, RB, Boise State  
Rick Woods, DB, Boise State

Mike Machurek, QB, Idaho State  
Randy Trautman, DT, Boise State  
Pat Curry, DT, Montana

Rocky Klever, RB, Montana  
Willie Allen, CB, Idaho State  
Matt Palacio, FS, Northern Arizona

# PAST PLAYERS OF THE WEEK

Chris Corp, WR, Idaho State  
Curtis McGhan, DT, Weber State  
Case deBruijn, K, Idaho State

Kipp Bedard, WR, Boise State  
John Ramatici, LB, Nevada  
Bill Snapp, LB, Idaho State

## 1982

Paul Peterson, QB, Idaho State  
Carl Keever, LB, Boise State

Vic Wallace, WR, Idaho  
Tony Boddie, RB, Montana State  
Jeff Turk, DB, Boise State  
Sam Merriman, LB, Idaho

Ken Hobart, QB, Idaho  
Marty Mornhinweg, QB, Montana  
Bob King, DB, Montana State

Vic Wallace, WR, Idaho  
Ron Jenkins, DB, Northern Arizona  
Mark Eibner, LB, Montana State

Ken Hobart, QB, Idaho  
Tony Boddie, RB, Montana State  
Tony Zendejas, K, Nevada  
John Rade, DE, Boise State

Greg Iseman, RB, Montana  
Tony Boddie, RB, Montana State  
David Kison, DB, Nevada

Paul Peterson, QB, Idaho State  
Ken Mizell, LB, Nevada

Marty Mornhinweg, QB, Montana  
Anthony Dozier, DT, Weber State  
Boyce Bailey, DB, Idaho

Anthony Corley, RB, Nevada  
Tim Bernal, DB, Weber State  
Sam Merriman, LB, Idaho  
Jim Kalafat, LB, Montana State

Ken Hobart, QB, Idaho  
Greg Iseman, RB, Montana  
John Rade, DE, Boise State

Scott Lindquist, QB, No. Arizona  
John Rade, DE, Boise State

## 1983

Ken Hobart, QB, Idaho  
Lem Galeai, LB, Idaho State

Dennis Rogan, RB, Weber State  
Alex Rodriguez, DB, Montana

Mike Mensoza, QB, No. Arizona  
Dee Monson, NG, Nevada

Brian Allen, WR, Idaho  
Joe Peterson, FS, Nevada  
Brent Oakland, LB, Montana

Joey Charles, RB, Montana  
Michael Thompson, WR, Idaho State  
Brent Oakland, LB, Montana

Paul Peterson, QB, Idaho State  
Tony Shaw, FS, Nevada  
Marty Mendenhall, LB, Weber State

Ken Hobart, QB, Idaho  
Anthony Corley, RB, Nevada  
Mark Tidd, FS, Idaho

Rodney Webester, RB, Boise State  
Paul Peterson, QB, Idaho State  
William Johnson, DB, Montana St.  
James Gee, DT, Northern Arizona

Hazsen Choates, QB, Boise State  
Anthony Corley, RB, Nevada  
Paul Under, LB, Boise State

Tony Zendejas, K, Nevada  
Otto Kelly, RB, Nevada  
Carl Keever, LB, Boise State

Ken Hobart, QB, Idaho  
John Berry, QB, Idaho State

## 1984

Marty Mornhinweg, QB, Montana  
Mark Fellows, LB, Montana State  
Jeff Randle-El, LB, No. Arizona

Johnny Gordon, RB, Nevada  
Marvin Jackmon, LB, No. Arizona

Steve Despot, OG, Boise State  
Vern Harris, QB, Idaho State  
Doug Kimball, CB, Montana State

Scott Auken, TE, Idaho  
Brent Koetter, FS, Idaho State  
Mark Dixon, LB, Nevada

Jon Francis, RB, Boise State  
Kelly Bradley, QB, Montana State  
Kyle Denny, LB, Nevada

Kelly Bradley, QB, Montana State  
David Stireman, QB, Weber State  
Carl Keever, LB, Boise State  
Mark Fellows, DE, Montana State

Vern Harris, QB, Idaho State  
Glenn Simonton, NG, Boise State

Eric Beavers, QB, Nevada  
Tex Sikora, NG, Montana State  
Tim McMonigle, PK, Idaho

Joe Bignell, TE, Montana State  
Ron Manu, LB, Idaho State

Kelly Bradley, QB, Montana State  
Patrick Hunter, S, Nevada  
Mike Powell, LB, Weber State

Kelly Bradley, QB, Montana State  
Marty Zendejas, PK, Nevada  
Tom Hennessey, LB, Idaho

## 1985

Paul Lamb, TE, Montana  
Markus Koch, DE, Boise State  
Ted Ray, FS, Montana

Merrill Hoge, RB, Idaho State  
Daryl McCoy, SS, Nevada

Eric Yarber, WR, Idaho  
Scott Lommori, LB, Nevada

Rick Sloan, QB, Idaho  
Steve Harris, FS, Boise State  
Mark Tidd, FS, Idaho

Vern Harris, QB, Idaho State  
Dave Stireman, QB, Weber State  
Mike Dixon, LB, Nevada

Brant Bengen, WR, Idaho  
Mike Rice, WR, Montana  
Terry Shillam, S, Montana

Charvez Foger, RB, Nevada  
Henry Rolling, LB, Nevada

Vern Harris, QB, Idaho State  
Merrill Hoge, RB, Idaho State  
Kirk Timmer, LB, Montana State

Dave Stireman, QB, Weber State  
Jim Ellis, LB, Boise State

Jon Francis, RB, Boise State  
Craig Slama, TE, Weber State  
Rex Walters, DE, Boise State  
Tom Hennessey, LB, Idaho

Eric Beavers, QB, Nevada  
Dave Stireman, QB, Weber State  
Mike Dixon, LB, Nevada

Brant Bengen, WR, Idaho  
Tom Hennessey, LB, Idaho

## 1986

Bryan Calder, WR, Nevada  
DuJuan Robinson, CB, No. Arizona

Phil Cooper, QB, Weber State  
Lance Sellers, LB, Boise State

Kelly Bradley, QB, Montana State  
Eric Beavers, QB, Nevada  
Tom Hennessey, LB, Idaho  
Mark Yuhas, LB, No. Arizona

Lucius Floyd, RB, Nevada  
Terence McDermott, LB, Idaho St.

Brent Pease, QB, Montana  
Phil Bartle, SS, Boise State  
Dan McCanna, SS, Idaho

Charvez Foger, RB, Nevada  
Sean Sanders, RB, Weber State  
Maury Moore, FS, Boise State

Mike Rice, WR, Montana  
Matt Micklewright, LB, Montana St.  
Scott Lommori, LB, Nevada

Goran Lingmerth, K, No. Arizona  
Gary Galante, LB, No. Arizona

Kelly Bradley, QB, Montana State  
Henry Rolling, LB, Nevada  
Mark Yuhas, LB, Northern Arizona

Brent Pease, QB, Montana  
Mike Lazovich, LB, Nevada

Chris Jackson, RB, Boise State  
Henry Rolling, LB, Nevada

Scott Linehan, QB, Idaho  
Tom Hennessey, LB, Idaho

## 1987

Chris Jackson, RB, Boise State  
Mark Williams, LB, Boise State

Charvez Foger, RB, Nevada  
Mark Rinehart, SS, Montana State

Eric Stein, PK, Eastern Washington  
Scott Johnson, DE, No. Arizona  
Paul Farrell, LB, E. Washington

Scott Waak, QB, Montana  
Fine Unga, RB, Weber State  
Jeff Davis, LB, Nevada

Renard Coleman, RB, Montana  
Mike Calley, LB, Idaho State

John Friesz, QB, Idaho  
Fine Unga, RB, Weber State  
Jeff Davis, LB, Nevada

John Friesz, QB, Idaho  
Wade Orton, WR, Weber State  
Pat Foster, DE, Montana

Jason Whitmer, QB, Idaho State  
Greg Wyatt, QB, Northern Arizona  
Erik Vance, LB, Northern Arizona

John Friesz, QB, Idaho  
Demidric Cooks, LB, Montana

Vince Alcalde, QB, Boise State  
Henry Miller, SS, Northern Arizona  
Tony Breland, SS, Montana

Chris Jackson, RB, Boise State  
Kirk Copeland, RB, Montana State  
Calvin Hampton, SS, Weber State

John Friesz, QB, Idaho  
Pete Kwiatkowski, DE, Boise State

## 1988

Kirk Duce, K, Montana  
Lavon Worley, RB, No. Arizona  
Kenny Kuehl, DB, Boise State  
Dominic Corr, DB, E. Washington

Jim Zaccheo, QB, Nevada  
Erik Helgeson, DE, Boise State  
Tim Hauck, FS, Montana

Bruce Harris, RB, Idaho  
Tony Logan, WR, Nevada  
Scott Russell, LB, Boise State  
John Wanago, NG, Montana State

Jeff Carlson, QB, Weber State  
Mike McGowan, LB, Montana  
Todd Deeds, LB, Nevada

John Friesz, QB, Idaho  
Chris Thomas, RB, Boise State  
John Libby, LB, Nevada

Fine Unga, RB, Weber State  
Vince Mann, DE, Idaho  
Derek Chachere, DE, Nevada

Wade Orton, WR, Weber State  
Rob Pouliot, FS, Montana State

Thayne Doyle, K, Idaho  
Steve Haugeberg, RB, Montana St.  
John Dierking, SS, No. Arizona

Chris Thomas, RB, Boise State  
Jamie Townsend, RB, E. Washington  
Erik Helgeson, LB, Boise State  
Kevin Bartsch, LB, Montana

Mickey Penafior, K, No. Arizona  
Willie McDonald, RB, Weber State  
Brian Smith, DB, Idaho

Jeff Carlson, QB, Weber State  
Erik Helgeson, LB, Boise State

Charvez Foger, RB, Nevada  
Jim Routos, DE, Idaho  
John Dierking, CB, No. Arizona

## 1989

Kenny Thompson, RB, E. Wash  
Kurt Schulz, DB, E. Washington  
Tim Hauck, DB, Montana

Mark Rinehart, RB, Montana State  
Tony Manu, LB, Idaho State  
Darrell Jordan, LB, No. Arizona

Mike Virden, QB, Boise State  
John Friesz, QB, Idaho  
John Rust, LB, Idaho

Winky White, WR, Boise State  
Roger Cecil, LB, Idaho

John Friesz, QB, Idaho  
Tim Hauck, DB, Montana

Dominic Corr, RB, E. Washington  
Treamelle Taylor, WR, Nevada  
Shawn Anderson, DT, Boise State  
Tim Hauck, DB, Montana

Tony Rice, RB, Montana  
Erik Helgeson, DE, Boise State  
Tim Hauck, DB, Montana

John Friesz, QB, Idaho  
Jason Whitmer, QB, Idaho State

Grady Bennett, QB, Montana  
Mike Rankin, LB, Montana  
Mark D'Agostino, LB, Montana St.

Dominic Corr, RB, E. Washington  
Lee Allen, WR, Idaho  
Quintin Blythe, DB, E. Washington

Fred Gatlin, QB, Nevada  
Greg Wyatt, QB, Northern Arizona  
Erik Helgeson, DE, Boise State  
John Libby, LB, Nevada

Fred Gatlin, QB, Nevada  
David Lang, RB, Northern Arizona  
Mike Babb, DB, Weber State

# PAST PLAYERS OF THE WEEK

## 1990

Grady Bennett, QB, Montana  
Anthony Brown, SS, Boise State

Fred Gatlin, QB, Nevada  
Tim O'Connor, LB, Boise State  
Reggie Smith, CB, Idaho

George Jackson, RB, Weber State  
Aaron Hansen, DE, E. Washington

Devon Pearce, RB, Idaho  
Xavier Kairy, LB, Nevada

Tom Owens, WR, E. Washington  
Brendan Rogers, LB, E. Washington  
Matt Clifton, LB, Nevada

Joe Volek, QB, Montana State  
Jamie Martin, QB, Weber State  
Frank Robinson, DB, Boise State

Jamie Martin, QB, Weber State  
Erik Helgeson, DE, Boise State  
Matt Clifton, LB, Nevada

Fred Gatlin, QB, Nevada  
Mark EchoHawk, DB, Idaho State  
Jimmie Lee Jacobs, LB, Idaho

John Bonds, QB, Northern Arizona  
Ray Whalen, RB, Nevada

Grady Bennett, QB, Montana  
Bernard Ellison, DB, Nevada

Steve Nolan, QB, Idaho  
Frank Robinson, DB, Boise State

Rob Tesch, WR, Montana State  
Jeff Robinson, DE, Idaho

Devon Pearce, RB, Idaho  
Steve Collins, LB, Montana

## 1991

Jamie Martin, QB, Weber State  
Todd Graves, LB, Montana State

Fred Gatlin, QB, Nevada  
Frank Robinson, CB, Boise State

Alfred Pupunu, TE, Weber State  
Frank Robinson, CB, Boise State  
Xavier Kairy, FS, Nevada

Doug Nussmeier, QB, Idaho  
Jeff Robinson, DE, Idaho

Jamie Martin, QB, Weber State  
Matt Clifton, LB, Nevada

Tim Mitchell, RB, E. Washington  
John Peoples, RB, Idaho State  
Brock Marion, DB, Nevada  
Frederick X, CB, Weber State

Jamie Martin, QB, Weber State  
Chad Lembke, LB, Montana

Brad Lebo, QB, Montana  
Chris Singleton, WR, Nevada  
Matt McLaughlin, LB, Boise State  
Jeff Robinson, DE, Idaho

Mark Tenneson, QB, E. Washington  
Jeff Newton, NG, Montana State

Chris Vargas, QB, Nevada  
Chad Lembke, LB, Montana

Chris Vargas, QB, Nevada  
Michael Key, DB, Idaho State  
Andre Howard, LB, Nevada

Marvin Turk, WR, Montana  
Forey Duckett, CB, Nevada

Jamie Martin, QB, Weber State  
Kasey Dunn, WR, Idaho  
Jeff Robinson, DE, Idaho

## 1992

Sylvester Jones, RB, Idaho State  
Chad Lembke, LB, Montana

Doug Nussmeier, QB, Idaho  
Pete Davis, OLB, Idaho State

Sherriden May, RB, Idaho  
Chris Shepherd, DT, Boise State  
Jeff Robinson, DE, Idaho

Jamie Martin, QB, Weber State  
Joe Peterson, LB, E. Washington

David Lewis, RB, E. Washington  
DaWuan Miller, DB, Boise State  
Mark Avena, DT, E. Washington

Yo Murphy, WR, Idaho  
Jackie Kellogg, CB, E. Washington

Travis Stuart, QB, Boise State  
Jeff Robinson, DE, Idaho

Brad Lebo, QB, Montana  
Tommy Williams, DE, E. Wash.  
Jantz Afuvai, LB, Weber State

Sherriden May, RB, Idaho  
Jason Hicks, LB, Montana State  
Shay Liggins, LB, Weber State

Brad Lebo, QB, Montana  
Chad Lembke, LB, Montana

Sherriden May, RB, Idaho  
Joe Peterson, LB, E. Washington

Doug Nussmeier, QB, Idaho  
Jeff Robinson, DE, Idaho

## 1993

Fred Moore, RB, Montana State  
Sherriden May, RB, Idaho  
Todd Ericson, FS, Montana

Doug Nussmeier, QB, Idaho  
Jeff Lewis, QB, Northern Arizona  
Rob Hitchcock, DB, Weber State  
Terry Belden, K/P, Northern Arizona

Cole Wilson, DB, Idaho  
Dave Dickenson, QB, Montana  
Beau Smith, LB, Northern Arizona

Doug Nussmeier, QB, Idaho  
Dan Downs, LB, Montana  
Jason Shelt, LB, Idaho

Doug Nussmeier, QB, Idaho  
Mike Wells, RB, Montana  
Jason Marsh, LB, E. Washington  
Alex Marcelin, LB, No. Arizona

Doug Nussmeier, QB, Idaho  
Kurt Schilling, LB, Montana  
Chris Steinbeisser, LB, Montana St.

Markeith Ross, RB, Weber State  
Wade Rademacher, DT, Montana St.  
Evan Brady, LB, E. Washington

Markeith Ross, RB, Weber State  
Mark Grimmer, FS, Montana State

Dave Dickenson, QB, Montana  
Brad Otton, QB, Weber State  
Jason Martin, DE, E. Washington

Dave Dickenson, QB, Montana  
Markeith Ross, RB, Weber State  
Jackie Kellogg, CB, E. Washington

## 1994

K.C. Adams, RB, Boise State  
Duke Garrett, LB, Idaho  
Donald Hurston, DT, No. Arizona

Dave Dickenson, QB, Montana  
Jeff Lewis, QB, Northern Arizona  
Jason Hicks, DE, Montana State  
K.C. Adams, PR, Boise State

Eric Hisaw, QB, Idaho  
Rashid Gayle, DB, Boise State  
Mike Minnoch, K, Weber State

Jeff Lewis, QB, Northern Arizona  
Dan Downs, LB, Montana  
Scott Zurfluh, K/P, E. Washington

Eric Hisaw, QB, Idaho  
Joe O'Brien, DE, Boise State  
Josh Remington, ST, Montana

Alfredo Anderson, RB, Idaho State  
Kurt Schilling, LB, Montana  
Montrell Williams, Ret., Idaho

Robb Wetta, QB, Idaho State  
Ryan Phillips, DE, Idaho  
Josh Hays, DE, Idaho State  
Antonio Morgan, R, E. Washington

Shalon Baker, WR, Montana  
Jay Turner, DT, Montana  
Brion Bethel, DB, Idaho State  
Kyle Gary, Ret., Idaho

Dave Dickenson, QB, Montana  
Evan Brady, LB, E. Washington  
Alex Calderwood, PR, No. Arizona

Sherriden May, RB, Idaho  
Brian Smith, LB, Boise State  
Rob Hitchcock, LB, Weber State  
Eddie Howard, P, Idaho  
Jason Williams, R, E. Washington

Tony Hilde, QB, Boise State  
Jeff Bergman, LB, No. Arizona  
Brian Getz, LB, Idaho State  
Thomas Washington, P, Idaho State

Ryan Ikebe, WR, Boise State  
Stefan Reid, LB, Boise State  
James Ferrell, PK, Idaho State

## 1995

Bryan Martin, QB, Weber State  
Avery Slaughter, LB, Idaho  
Joe Douglass, Ret., Montana

Tony Hilde, QB, Boise State  
Marcus Jackson, DB, Idaho State  
Kevin O'Leary, PK, No. Arizona

Rod Marshall, WR, No. Arizona  
Dion Alexander, LB, E. Washington  
Scott Shields, PK, Weber State

Dave Dickenson, QB, Montana  
Jerome Herring, DL, No. Arizona  
Kenyatte Morgan, R, Montana St.

Bryan Martin, QB, Weber State  
Josh Hays, DE, Idaho State  
Kevin O'Leary, PK, No. Arizona

Dave Dickenson, QB, Montana  
Brian Pepper, LB, Montana State  
Kevin O'Leary, PK, No. Arizona

Dave Dickenson, QB, Montana  
Jason Payne, DB, Boise State  
Montrell Williams, Ret., Idaho

Eric Hisaw, QB, Idaho  
Jacob Belmont, LB, Weber State  
Greg Erickson, PK, Boise State

Roger Cook, QB, Weber State  
Kevin Kolkman, DL, N. Arizona  
Greg Erickson, PK, Boise State

Tony Hilde, QB, Boise State  
Jason Crebo, LB, Montana  
Justin Spiva, P, Idaho

Dave Dickenson, QB, Montana  
Brandon Smith, DL, Weber State  
Ryan Woolverton, PK, Idaho

Dave Dickenson, QB, Montana  
Barry Mitchell, DL, Idaho  
James Ferrell, PK, Idaho State

## 1996

Shane Griggs, QB, Idaho State  
Blaine McElmurry, DB, Montana  
Scott Shields, PK/P, Weber State

Archie Amerson, RB, No. Arizona  
Steve Mattson, DL, E. Washington  
Clemente Sainen, KR, Weber St.

Archie Amerson, RB, No. Arizona  
Maurice Perigo, DB, E. Washington  
Kenyatte Morgan, R, Montana St.

Joe Douglass, WR, Montana  
Kevin Lundstrom, LB, Montana St.  
James Ferrell, PK/P, Idaho State

Archie Amerson, RB, No. Arizona  
Josh Hays, DE, Idaho State  
Tom Zurfluh, P, E. Washington

Brian Ah Yat, QB, Montana  
Bennie Herron, RB, CS Northridge  
Maurice Perigo, PR, E. Washington

Joe Douglass, WR, Montana  
Travis Brown, QB, No. Arizona  
Mike Bouchee, LB, Montana  
Scott Shields, PK/P, Weber State

Brian Ah Yat, QB, Montana  
Rex Prescott, RB, E. Washington  
Maurice Perigo, DB, E. Washington  
Marc Bragg, P, Montana State

Matt O'Connor, QB, Portland State  
David Strohshine, LB, Weber State  
Andy Larson, PK, Montana

Aaron Flowers, QB, CS Northridge  
Derek Strey, LB, E. Washington  
Geoff Groshelle, PK, Montana St.

Aaron Flowers, QB, CS Northridge  
Ed Coleman, RB, Idaho State  
David Strohshine, LB, Weber State  
Omar Turner, R, Montana State

Joe Douglass, WR, Montana  
Naki Pilivi, LB, Weber State  
James Ferrell, P/PK, Idaho State

## 1997

Aaron Flowers, QB, CS Northridge  
Trevor Bell, DB, Idaho State  
Scott Shields, DB, Weber State  
Scott Shields, PK, Weber State

Rob Compson, QB, Montana State  
Jason Crebo, LB, Montana  
Scott Shields, P/PK, Weber State

Josh Paffhausen, WR, Montana  
Terrance Petty, LB, N. Arizona  
Steve Correa, R, E. Washington

Josh Branan, RB, Montana  
Gibbons St. Paul, WR, N. Arizona  
Neal Smith, DE, Montana State  
Tom Zurfluh, P, E. Washington

Charles Dunn, RB, Portland State  
Jeff Alexander, LB, Montana State  
Ryland Wickman, LB, Sac State  
Scott Shields, P/K, Weber State

Rex Prescott, RB, E. Washington  
Mike McCarthy, DL, Portland St.  
Kris Heppner, PK, Montana  
Orshawante Bryant, R, Portland St.

Harry Leons, QB, E. Washington  
Trevor Bell, DB, Idaho State  
James Ferrell, PK, Idaho State

Travis Brown, QB, N. Arizona  
Aaron Flowers, QB, CS Northridge  
Charles Gilmore, DE, Portland St.  
Josh Atwood, PK, E. Washington

Tony Valle, WR, Montana State  
Greg Fitzgerald, LB, Montana  
Telly Lockette, LB, Idaho State  
Tom Zurfluh, P, E. Washington

# PAST PLAYERS OF THE WEEK

Rex Prescott, RB, E. Washington  
Mark Goodson, LB, CS Northridge  
Kris Heppner, PK, Montana

Rex Prescott, RB, E. Washington  
Tony Vallejo, WR, Montana State  
Joe Barnes, DB, Idaho State  
Chris Colvin, DB, Montana  
James Ferrell, PK, Idaho State

Brian Ah Yat, QB, Montana  
Eric Weston, DL, Weber State  
Kris Heppner, PK, Montana

## 1998

Brian Ah Yat, QB, Montana  
Afa Faraimo, DB, N. Arizona  
Mike Goldstein, PK, N. Arizona

Charles Roberts, RB, Sac State  
Francis St. Paul, WR, N. Arizona  
Scott Shields, DB, Weber State  
Bashir Livingston, R, E. Wash.

Marcus Brady, QB, CS Northridge  
Morgan Welch, RB, Weber State  
Chazz Moore, CB, CS Northridge  
Oscar Cabarello, R, Montana State

Morgan Welch, RB, Weber State  
Brennen Swanson, DL, CS North.  
DeRonn Finley, R, Idaho State

Sean Davis, QB, Montana  
Tom Matijacic, LB, Portland State  
Scott Shields, PK/P, Weber State

Art Williams, WR, Portland State  
Brennen Swanson, DL, CS North.  
Afa Faraimo, DL, N. Arizona  
Bashir Livingston, R, E. Wash.

Charles Roberts, RB, Sac. St.  
Cleve Dansby, DB, N. Arizona  
Dan Frantz, P, Portland State

Charles Roberts, RB, Sac State  
Dannie Walker, DB, Sac State  
Hassan Prohberbs, DB, Portland St.  
Pete Garcas, PK, Idaho State

Tyson Parsons, QB, Portland State  
Kevin Lundstrom, LB, Montana St.  
Bashir Livingston, R, E. Wash.

Mike MacKenzie, RB, E. Wash.  
Charles Roberts, RB, Sac State  
Afa Faraimo, DL, No. Arizona  
Steve Thorns, P, Sacramento State

Marcus Brady, QB, CS Northridge  
Rob Compton, QB, Montana State  
Scott Shields, DB, Weber State  
Scott Shields, PK, Weber State

Brian Ah Yat, QB, Montana  
Joshua Robinson, DB, Idaho State  
Pate Garcas, PK, Idaho State

## 1999

Nick Whitworth, RB, Idaho State  
Joe Baker, LB, Montana State  
Terrence Jones, WR, CS Northridge

Nick Whitworth, RB, Idaho State  
Britt Lentz, LB, E. Washington  
Vince Huntsberger, SS, Montana  
Lamont Brightful, WR, E. Washington

Ricky Ray, QB, Sacramento State  
Jason Allen, WLB, Weber State  
Orshawante Bryant, WR, Portland St.

Charles Roberts, RB, Sac. State  
Jovan Griffith, RB, E. Washington  
David Moran, DB, N. Arizona  
Anthony Daisley, LB, Sac State  
Terrence Jones, WR, CS Northridge

Jimmy Blanchard, QB, Portland St.  
Terry Charles, WR, Portland State  
Keenen Gordon, SS, Weber State  
Dan Frantz, K/P, Portland State

Drew Miller, QB, Montana  
Shaun Ross, DE, Montana State  
Matthew Peot, P, Montana State

Jesse Chatman, RB, E. Washington  
Tino Retamoza, LB, Portland State  
Lamont Brightful, WR, E. Washington

Travis Brown, QB, No. Arizona  
Vince Huntsberger, SS, Montana  
Derek Brown, K/P, CS Northridge

Jovan Griffith, RB, E. Washington  
Andy Petek, DE, Montana  
Kris Heppner, K, Montana

Charles Roberts, RB, Sac State  
David Moran, DB, N. Arizona  
Scott Brown, K, Sacramento State

Travis Brown, QB, N. Arizona  
Greg Belzer, LB, E. Washington  
Pete Garcas, K, Idaho State

Drew Miller, QB, Montana  
Anthony Daisley, LB, Sac. State  
Derek Brown, K/P, CS Northridge

## 2000

Charles Roberts, RB, Sac. State  
Jimmy Blanchard, QB, Portland St.  
Julian Williams, DB, E. Washington  
Herb Craft, KR, Weber State

Drew Miller, QB, Montana  
Steve Morse, DB, Portland State  
Javier Garcia, K, Idaho State

Charles Dunn, RB, Portland State  
David Moran, DB, N. Arizona  
Troy Griggs, K, E. Washington

Nick Whitworth, RB, Idaho State  
Josh Martin, DL, E. Washington  
DeRonn Finley, KR, Idaho State

Charles Dunn, RB, Portland State  
Rashad Floyd, DB, Portland State  
Lamont Brightful, KR, E. Washington

Charles Dunn, RB, Portland State  
Alvin Tolliver, DB, E. Washington  
Ben Simpson, P, Idaho State

Jimmy Blanchard, QB, Portland St.  
Brad Reuk, LB, Weber State  
Julien Sells, KR, Cal State Northridge

Cole Cooper, QB, Weber State  
Brandon Coleman, DB, Sac St.  
Troy Griggs, K, E. Washington

Yohance Humphery, RB, Montana  
Andy Petek, DL, Montana  
Mike Minnoch, K, Weber State

Ricky Ray, QB, Sacramento State  
Adam Boomer, LB, Montana  
Lamont Webb, KR, Sac. State

Yohance Humphery, RB, Montana  
Josh Robinson, DB, Idaho State  
Herb Craft, KR, Weber State

Charles Dunn, RB, Portland State  
Tino Retamoza, LB, Portland State  
DeRonn Finley, KR, Idaho State

## 2001

Yohance Humphery, RB, Montana  
Park McAllister, LB, Sac St.  
Mike Cajal-Willis, K, Portland St.

Ryan Johnson, RB, Montana State  
Adam Zeiger, LB, Eastern Wash.  
Junior Adams, KR, Montana State

Jesse Chatman, RB, E. Washington  
Reza Williams, LB, Sac State  
Troy Griggs, K, E. Washington

Justin Wood, QB, Portland State  
Spencer Sigoda, S, Weber State  
Mike Cajal Willis, K, Portland St.

Preston Parsons, QB, N. Arizona  
Trey Young, S, Montana  
Junior Adams, KR, Montana State

Mike Jones, RB, Idaho State  
Adam Cordeiro, DE, Montana St.  
Javier Garcia, K, Idaho State

Jesse Chatman, RB, E. Washington  
Vince Huntsberger, S, Montana  
Javier Garcia, K, Idaho State

Jesse Chatman, RB, E. Washington  
Matt McFadden, LB, Weber State  
Kyler Randall, KR, E. Washington

Marcus King, RB, N. Arizona  
Nick Chenault, S, Portland State  
Jason Zur, K, Weber State

Ryan Fuqua, RB, Portland State  
Trey Young, S, Montana  
Nate Cook, K, Montana State

Ryan Fuqua, RB, Portland State  
Bart Brooks, LB, Idaho State  
Jefferson Heidelberger, KR, Montana

Terry Charles, WR, Portland State  
Matt Steinau, LB, Montana  
Troy Griggs, K, E. Washington

## 2002

Ryan Johnson, RB, Montana St.  
Kane Ioane, SS, Montana State  
Trey Young, FS, Montana  
Eddie Johnson, P, Idaho State

John Edwards, QB, Montana  
Brandon Moore, DL, E. Wash.  
Levander Segars, KR, Montana

Clint Womack, QB, N. Arizona  
Tolo Tuitele, LB, Portland State  
Joe Johnson, K, Weber State

Garrett White, RB/WR, Sac St.  
Emery Meeks, DL, E. Wash.  
James McCowan, KR, Weber St.

Doug Baughman, QB, Idaho State  
Keith O'Neil, LB, N. Arizona  
Eddie Johnson, P, Idaho State  
Maurice Taylor, DB, N. Arizona

John Edwards, QB, Montana  
Marcus Green, LB, Portland State  
Antonio Jackson, WR, Portland St.

Ryan Fuqua, RB, Portland State  
Trey Young, FS, Montana  
Eric Kimble, WR, E. Washington  
Bret LeVier, K, Sacramento State

Josh Blankenship, QB, E. Wash.  
A.J. Williams, DB, E. Washington  
Rory Zikmund, WR/KR, Montana

John Edwards, QB, Montana  
Quinton Freeman, DB, Idaho State  
Mark Gould, P, Northern Arizona

Travis Lulay, QB, Montana State  
Tim Bush, DE, Montana  
Nate Cook, K, Montana State  
Mike Cajal-Willis, K, Portland St.

Nick Chournos, RB, Weber State  
Adam Cordeiro, DE, Montana St.  
Emery Beckles, DB, Idaho State

Josh Blankenship, QB, E. Wash.  
George Asalele, LB, N. Arizona  
Eddie Johnson, P, Idaho State

Junior Adams, WR, Montana State  
Jared Allen, DE, Idaho State  
Joey Thomas, CB, Montana State

## 2003

Jason Murrietta, QB, N. Arizona  
Jared Allen, DE, Idaho State  
Levander Segars, RS, Montana  
James McCowan, RS, Weber St.

Nick Chournos, RB, Weber St.  
Joey King, LB, Portland State  
Corey Smith, RS, Montana St.

Joe Wiser, QB, Portland State  
Ernie James, CB, Idaho State  
Jamal Abdullah, LB, Portland St.  
Jeremy Hershey, PK, Idaho St.

Roger Robinson, RB, N. Arizona  
Jason Jacobs, DB, N. Arizona  
Paul Ernster, P, N. Arizona

Ryan Leadingham, QB, Sac. St.  
Brady Fosmark, DE, Weber St.  
Chris Snyder, PK, Montana

Jason Murrietta, QB, N. Arizona  
Jeremy Thornburg, DB, N. Arizona  
Emery Beckles, RS, Idaho St.  
Shannon Butler, DB, N. Arizona

Erik Meyer, QB, E. Washington  
A.J. Williams, DB, E. Washington  
Chris Snyder, PK, Montana

Mark Hetherington, QB, Idaho St.  
Josh Ratliff, DE, Portland State  
Paul Ernster, PK, N. Arizona  
Chris Snyder, PK, Montana

Travis Lulay, QB, Montana State  
Brady Fosmark, DE, Weber St.  
Emery Beckles, RS, Idaho State

Bruce Molock, RB, Montana St.  
Tim Bush, DE, Montana  
Levander Segars, RS, Montana  
Corey Smith, RS, Montana St.

Nick Chournos, RB, Weber St.  
Dave DeCoite, DB, Montana  
Jeremy Thornburg, DB, N. Arizona

Justin Green, RB, Montana  
Jared Allen, DE, Idaho State  
Corey Smith, RS, Montana St.

Mark Hetherington, QB, Idaho St.  
Beau Clark, DT, Montana State  
Corey Smith, RS, Montana St.

## 2004

Craig Ochs, QB, Montana  
Andrew Dorsey, DE, Portland St.  
Dan Carpenter, K, Montana

Craig Ochs, QB, Montana  
Bruce Branch, LB, N. Arizona  
Jefferson Heidelberger, RS, Montana

Fred Amey, WR, Sacramento St.  
Akilah Lacey, WR, Idaho State  
Jacob Houston, DE, Sacramento St.  
Eric Kimble, RS, E. Washington

Darius Washington, RB, E. Washington  
K.J. Gerard, CB, N. Arizona  
Dan Carpenter, K, Montana

Erik Meyer, QB, E. Washington  
Roger Cooper, LB, Montana St.  
Paul Ernster, K/P, N. Arizona

Eric Kimble, WR, E. Washington  
Eric Jones, LB, Weber St.  
Chuck Jones, DT, Portland St.  
E.J. Cochrane, K, Montana St.

Travis Lulay, QB, Montana St.  
Shane MacIntyre, LB, Montana  
Paul Ernster, K/P, N. Arizona

Travis Lulay, QB, Montana St.  
Ramon Payne, CB, Sac St.  
Paul Ernster, P/K, N. Arizona

# PAST PLAYERS OF THE WEEK

Travis Lulay, QB, Montana St.  
Joe Wiser, QB, Portland St.  
Brady Fosmark, DE, Weber St.  
Wyatt Kennah, P, Weber St.

Erik Meyer, QB, E. Washington  
Ryan Mole, RB, Sac St.  
Brandon Keeler, S, E. Washington  
Dan Carpenter, K, Montana

Eric Kimble, WR, E. Washington  
David Beverly, CB, Idaho St.  
E.J. Cochrane, P, Montana St.

Jefferson Heidelberg, WR, Montana  
Chuck Jones, DT, Portland St.  
Dusty Daws, LS, Montana St.

## 2005

Arian Conway, RB, Weber St.  
Jeff Charleston, LB, Idaho St.  
Travis Lulay, P, Montana St.

Tramaine Murray, WR, Montana St.  
Odell Jackson, CB, Portland St.  
Jaret Johnson, K, Idaho St.

Erik Meyer, QB, Eastern Washington  
Dominic Dixon, CB, Portland St.  
Shaun Bodiford, Ret., Portland State

Joe Rubin, RB, Portland St.  
Pago Togafau, LB, Idaho St.  
Kenyon Blue, Ret., Idaho St.

Ryan Cole, RB, Eastern Washington  
Matt Logue, LB, Sacramento St.  
Nick Marudas, LB, Montana St.  
Alan Saenz, DT, Montana

Travis Lulay, QB, Montana St.  
Tyler Thomas, S, Montana  
Jeff Hastings, K, Montana St.

Erik Meyer, QB, Eastern Washington  
Tyler DeBry, S, Weber St.  
Eric Azorr, K, Portland St.

Lex Hilliard, RB, Montana  
Brady Fosmark, DE, Weber St.  
Ryan Friesen, DE, Portland St.  
Tyson Johnson, P, Montana

Erik Meyer, QB, Eastern Washington  
Mac Mollohan, LB, Montana St.  
Tuff Harris, Ret., Montana

Erik Meyer, QB, Eastern Washington  
Matt Logue, LB, Sacramento St.  
Jaret Johnson, K, Idaho St.

Joe Rubin, RB, Portland St.  
Joey King, LB, Portland St.  
Rhian Madrid, P, Northern Arizona

Erin Groves, RB, Montana St.  
Nick Marudas, LB, Montana St.  
Shane Barkdull, DT, Weber St.  
Jeff Hastings, K, Montana St.

## 2006

Cory Carpenter, QB, Montana State  
Adam Hawyard, LB, Portland State  
Jeff Hastings, K, Montana State

Sawyer Smith, QB, Portland State  
Terrence Calloway, FS, Idaho State  
Dan Carpenter, K, Montana

Alex Watson, WR, Northern Arizona  
Trevyn Smith, RB, Weber State  
Matt West, Northern Colorado

Jason Murrietta, QB, Northern Arizona  
David Eneberg, LB, Eastern Washington  
Brett Bergstrom, K, Eastern Washington

Mike Jefferson, WR, Montana State  
Cyrus Multitalo, LB, Sacramento State  
Tyler DeBry, LB, Weber State  
Kroy Biermann, DE, Montana State  
Mitch Lively, P, Sacramento State

Josh Barnett, RB, Idaho State  
Jimmy Wilson, CB, Montana  
Tuff Harris, Ret., Montana

Sawyer Smith, QB, Portland State  
Odell Jackson, CB, Portland State  
David Eneberg, LB, Eastern Washington  
Brett Bergstrom, K, Eastern Washington

Mike Jefferson, WR, Montana State  
D.J. Robinson, LB, Portland State  
Dan Carpenter, K, Montana  
Bryant Eteuati, Ret., Weber State

Alex Henderson, RB, Northern Arizona  
Cyrus Multitalo, LB, Sacramento State  
Dustin Dlouhy, DE, Montana State  
Robbie Dehaze, K, Northern Arizona

Marcel Marquez, QB, Sacramento State  
Sawyer Smith, QB, Portland State  
Mike Murphy, DE, Montana  
Tim Toone, Ret., Weber State

Jason Murrietta, QB, Northern Arizona  
Adam Hayward, LB, Portland State  
Tuff Harris, Ret., Montana

Jason Murrietta, QB, Northern Arizona  
Chris Hunsaker, LB, Northern Arizona  
Riot Stotler, DT, Weber State  
Dan Carpenter, K, Montana

## 2007

Matt Nichols, QB, Eastern Washington  
Loren Utterback, LB, Montana  
Robbie Dehaze, K, No. Arizona

Cole Bergquist, QB, Montana  
Terrence Calloway, S, Idaho State  
Dan Zeidman, P, Idaho State

Brian White, QB, Portland State  
Jordan Senn, LB, Portland State  
Kory Austin, Ret., Montana State

Cole Bergquist, QB, Montana  
Kroy Biermann, DE, Montana  
Michael Beach, CB, Montana St.  
Fritz Brayton, P, Eastern Washington  
Eric Fisher, P, Montana State

Brian White, QB, Portland State  
Cyrus Multitalo, LB, Sac State  
Kevin Retoriano, SS, Montana State  
Dan Carpenter, K, Montana

Tim Toone, WR, Weber State  
Bobby Daly, LB, Montana State  
Dan Zeidman, P, Idaho State

Lance Kriesien, QB, No. Arizona  
Lance Witherspoon, DT, E. Wash.  
Kroy Biermann, DE, Montana  
Mike Snoy, P, Weber State

Cole Bergquist, QB, Montana  
Cyrus Igono, LB, No. Arizona  
Sterling Mennear, LB, Idaho State  
Eric Fisher, K/P, Montana St.

Drew Hubel, QB, Portland St.  
Cameron Higgins, QB, Weber State  
Quincy Wofford, CB, Northern Colorado  
Zak Bigelow, K, Northern Colorado  
Bryant Eteuati, Ret., Weber State

Trevyn Smith, RB, Weber State  
Cristian Sarmento, LB, No. Colorado  
Cyrus Igono, LB, No. Arizona

Matt Nichols, QB, Eastern Washington  
Michael Beach, CB, Montana State  
Jason Belford, DL, E. Wash.  
Dan Carpenter, K, Montana

Matt Nichols, QB, Eastern Washington  
Jody Johnson, CB, Sac St.  
Dan Carpenter, K, Montana

## 2008

Bobby McClintock, FB, Portland St.  
Zach Nash, DE, Sac State  
Robbie Dehaze, P/K, Northern Arizona

Andrew Schmidt, RB, Montana  
Brandon Fisher, LB, Montana  
JD Ponciano, Ret., Idaho State

Marc Mariani, WR, Montana  
Cameron Higgins, QB, Weber State  
Christian Clark, DT, Sacramento State  
Demetrius Crawford, Ret., Montana State

Cameron Higgins, QB, Weber State  
J.D. Folsom, LB, Weber State  
Robbie Dehaze, K/P, Northern Arizona

Matt Nichols, QB, Eastern Washington  
Dane Fletcher, DE, Montana State  
Deionte Gordon, DB, Sacramento State  
Brody McKnight, K, Montana

Drew Hubel, QB, Portland State  
Kevin Linehan, DE, Weber State  
Robbie Dehaze, K/P, Northern Arizona

Cameron Higgins, QB, Weber State  
Kyle Rath, DL, Northern Arizona  
Max Hewitt, S, Northern Colorado  
Robbie Dehaze, K/P, Northern Arizona

Cole Bergquist, QB, Montana  
Cristian Sarmento, LB, Northern Colorado  
Ryan Kelley, CB, Eastern Washington  
Bryant Eteuati, Ret., Weber State

Trevyn Smith, RB, Weber State  
Beau Hadley, S, Weber State  
Danny Urrego, K/P, Portland State

Chase Reynolds, RB, Montana  
Kevin Retoriano, S, Montana State  
Colt Anderson, S, Montana  
Eric Fisher, P, Montana State

Chase Reynolds, RB, Montana  
Jason Smith, QB, Sacramento State  
Dane Fletcher, CB, Montana State  
Jason Cunningham, K, Montana State

Demetrius Crawford, RB, Montana State  
Lance Witherspoon, DT, Eastern Washington  
Marc Mariani, Ret., Montana

Drew Hubel, QB, Portland State  
Kenyon Blue, RB, Idaho State  
Marcus Walker, LB, Eastern Washington  
Bobby Mariani, Ret., Montana  
Mike Ramos, K, Idaho State

## 2009

Aaron Boyce, WR, E. Washington  
Kevin Hatch, WR, E. Washington  
Sam Gratton, ST, Montana

Andre Harris, RB, N. Colorado  
Trumaine Johnson, CB, Montana  
Zach Brown, K, Portland State

Trevyn Smith, RB, Weber State  
Alex Henderson, RB, N. Arizona  
J.C. Sherritt, LB, E. Washington  
Cameron Zuber, P, E. Washington

Cameron Higgins, QB, Weber State  
Andrew Selle, QB, Montana  
Taiwan Jones, RB, Eastern Washington  
J.C. Sherritt, LB, Eastern Washington  
Aaron Woods, Ret. Portland State

Aaron Mason, RB, Montana State  
Michael Rider, S, Montana State  
Augie Heath, P, Sacramento State

Michael Herrick, QB, Northern Arizona  
Marc Mariani, WR, Montana  
Isaac Bond, DL, N. Arizona  
Ryan Eastman, DT, Weber State  
Zach Brown, K, Portland State

Cameron Higgins, QB, Weber State  
Dane Fletcher, DE, Montana State  
Tim Toone, Ret., Weber State

Matt Nichols, QB, Eastern Washington  
Tyrell Lewis, DB, Weber State  
Matt Myers, K, Northern Arizona

Chase Reynolds, RB, Montana  
Matt Johnson, LB, E. Washington  
Augie Heath, P, Sacramento State

Bryan Waggener, QB, N. Colorado  
Zach Schrader, S, Sacramento State  
A.J. Storms, LB, Idaho State  
Brody McKnight, K, Montana

Matt Nichols, QB, Eastern Washington  
Dane Fletcher, DE, Montana State  
Tim Toone, Ret., Weber State

Matt Nichols, QB, Eastern Washington  
Michael Herrick, QB, Northern Arizona  
Nick Webb, LB, Weber State  
Marc Mariani, Ret., Montana

## 2010

Taiwan Jones, RB, Eastern Washington  
Korey Askew, CB, Northern Colorado  
Zach Brown, K, Portland State

Cameron Higgins, QB, Weber State  
Aleksi Grosulak, LB, Montana State  
Zach Brown, K, Portland State

Taiwan Jones, RB, Eastern Washington  
Matt Johnson, LB, Eastern Washington  
Tavoy Moore, Ret., Idaho State

Justin Roper, QB, Montana  
Zach Minter, DT, Montana State  
Matt Estrada, S, Northern Arizona  
Chris Diniz, K, Sacramento State

DeNarius McGhee, QB, Montana State  
Bryan Waldhauser, DT, Montana  
Manoa Latu, S, Portland State  
Matt Estrada, Ret., Northern Arizona

Justin Roper, QB, Montana  
J.C. Sherritt, LB, Eastern Washington  
Tavoy Moore, Ret., Idaho State

Michael Herrick, QB, Northern Arizona  
J.C. Sherritt, LB, Eastern Washington  
Brody McKnight, K, Montana

DeNarius McGhee, QB, Montana State  
Matt Johnson, LB, Eastern Washington  
Bo Bolen, Ret., Weber State

Taiwan Jones, RB, Eastern Washington  
Jeff Fleming, QB, Sacramento State  
Jordan Brown, S, Weber State  
Josh Kealamkia, P, Weber State

DeNarius McGhee, QB, Montana State  
Aleksi Grosulak, LB, Montana State  
Cameron Kaman, P, Northern Colorado

Chase Reynolds, RB, Montana  
Zack Nash, DE, Sacramento State  
Jesse Hoffman, Ret., Eastern Washington  
Dominic Gunn, Ret., Northern Colorado

Giovannie Dixon, RB, Northern Arizona  
J.C. Sherritt, LB, Eastern Washington  
Jordan Craney, S, Montana State  
Drew Zamora, P, Northern Arizona

# IN THE NFL DRAFT

## 1964 (3)

Rd	Name
10th	James Moran, T, Idaho New York Giants
11th	Dennis Almquist, G, Idaho San Francisco 49ers
13th	John Miller, T, Idaho State Detroit Lions

## 1965 (2)

Rd	Name
5th	Max Leetzow, DT, Idaho Denver Broncos
12th	Mike Tileman, T Montana Minnesota Vikings
14th	Max Leetzow, DT, Idaho Minnesota Vikings

## 1966 (8)

Rd	Name
3rd	Jan Stenerud, K, Montana St. Kansas City Chiefs, Atlanta Falcons
5th	Rich Arndt, T, Idaho Los Angeles Rams
7th	Ray Miller, DE, Idaho Green Bay Packers Joe Dobson, T, Idaho New York Jets
13th	Wayne Becker, T, Montana Chicago Bears
14th	Laverle Pratt, LB, Idaho St. Louis Cardinals
15th	Joe Dobson, T, Idaho Pittsburgh Steelers
16th	Bill Scott, DB, Idaho San Diego Chargers
20th	Cliff Hysell, DT, Montana St. Denver Broncos

## 1967 (8)

Rd	Name
1st	Ray McDonald, RB, Idaho Washington Redskins
2nd	Ron McCall, LB, Weber State San Diego Chargers
4th	Lew Kamanu, DE, Weber State Detroit Lions
5th	Ron Porter, LB, Idaho Baltimore Colts
6th	Tim Jones, QB, Weber State Detroit Lions
8th	John Foruria, QB, Idaho Pittsburgh Steelers
9th	Tim Lavens, TE, Idaho New Orleans Saints
16th	Bill Rogers, DB, Weber State Chicago Bears

## 1968 (7)

Rd	Name
1st	Lee White, RB, Weber State New York Jets
6th	Jim Schmedding, C, Weber St. Chicago Bears
8th	Steve Holloway, DB, Weber St. Denver Broncos
9th	John Knight, DE, Weber St. Pittsburgh Steelers Steve Harahan, DT, Weber St. Cincinnati Bengals

11th	Henry Owens, WR, Weber St. New York Jets
13th	K.O. Trepanier, DE, Montana St. New Orleans Saints

## 1969 (4)

Rd	Name
3rd	Halvor Hagen, DT, Weber St. Dallas Cowboys
10th	Stuart Gottlieb, T, Weber St. Dallas Cowboys Ron Baines, WR, Montana Buffalo Bills
14th	Steve Smith, K, Weber St. New York Giants

## 1970 (11)

Rd	Name
4th	Jerry Hendren, WR, Idaho Denver Broncos
7th	Randy Montgomery, DB, Weber St. Denver Broncos Steve Svitak, LB, Boise St. Oakland Raiders
8th	Carter Campbell, LB, Weber St. San Francisco 49ers
9th	Ed Bell, WR, Idaho State New York Jets Roy Robinson, DB, Montana Atlanta Falcons
10th	Russ Melby, DT, Weber St. Green Bay Packers
15th	Bob Haney, T, Idaho Detroit Lions
16th	Tuululi Uperesa, T, Montana Philadelphia Eagles
17th	Mike Sizelove, TE, Idaho Philadelphia Eagles Frank Kalfoss, K, Montana St. Denver Broncos

## 1971 (6)

Rd	Name
6th	Steve Maier, WR, No. Arizona Dallas Cowboys
9th	Gary Gustafson, LB, Montana St. Cincinnati Bengals
10th	Faddie Tillman, DE, Boise St. Atlanta Falcons Henry Reed, LB, Weber St. New York Giants Carlis Harris, WR, Idaho St. Denver Broncos
11th	Bob Pollard, DE, Weber St. New Orleans Saints

## 1972 (11)

Rd	Name
2nd	Steve Okoniewski, T, Montana Atlanta Falcons
6th	Fred Riley, WR, Idaho Atlanta Falcons
9th	Steve Vogel, LB, Boise State Buffalo Bills Willie Postler, T, Montana Houston Oilers
10th	Andy Kupp, G, Idaho New Orleans Saints Phillip Rice, DB, Idaho State Oakland Raiders
12th	Bob Banaugh, DB, Montana St. Minnesota Vikings

13th	Jamie Nunez, K, Weber St. Los Angeles Rams
14th	Eric Guthrie, QB, Boise St. San Francisco 49ers
17th	Ron Linehan, LB, Idaho Pittsburgh Steelers

## 1973 (11)

Rd	Name
5th	Jon Knoble, LB, Weber State San Diego Chargers
6th	Tom Toner, LB, Idaho State Green Bay Packers
8th	Mike Hancock, TE, Idaho State Washington Redskins
10th	Al Marshall, WR, Boise State Denver Broncos Cliff Burnett, DE, Montana San Diego Chargers
12th	Tom Ramsey, DT, No. Arizona Kansas City Chiefs
13th	Richard Watkins, DT, Weber St. New Orleans Saints
15th	Jerry Bond, DB, Weber St. Los Angeles Rams
16th	Ken Muhlbeier, C, Idaho Denver Broncos Jimm Hann, LB, Montana St. Louis Cardinals
17th	Barry Darrow, T, Montana San Diego Chargers

## 1974 (9)

Rd	Name
1st	Bill Kollar, DT, Montana St. Cincinnati Bengals
9th	Don Hutt, WR, Boise State Los Angeles Rams Sam McCullum, WR, Montana St. Minnesota Vikings
10th	Bob VanDuyne, G, Idaho Baltimore Colts
13th	Brian Veteffeulle, T, Idaho St. San Diego Chargers Randy Hall, DB, Idaho Baltimore Colts Dan Dixon, OG, Boise State Houston Oilers
15th	Greg Mathis, DB, Idaho State Oakland Raiders
17th	Al Davis, G, Boise State Atlanta Falcons

## 1975 (9)

Rd	Name
5th	Wayne Hammond, DT, Montana St. Los Angeles Rams
6th	Rolly Woosley, DB, Boise St. Dallas Cowboys
11th	Rene Garnett, DB, Idaho St. New England Patriots
12th	Matt Kendom, DT, Idaho St. New England Patriots
13th	John Roman, G, Idaho St. Baltimore Colts Ron Ronsenberg, LB, Montana Cincinnati Bengals
14th	Jim McMillan, QB, Boise St. Detroit Lions Dave Benson, LB, Weber St. Washington Redskins
15th	Ron Franklin, DT, Boise St. St. Louis Cardinals

# IN THE NFL DRAFT

## 1976 (8)

Rd	Name
3rd	John Smith, RB, Boise State Dallas Cowboys
4th	Walt Brett, G/T, Montana Atlanta Falcons
11th	Steve Kracher, RB, Montana St. Minnesota Vikings
12th	Pat Bolton, K, Montana State Atlanta Falcons
13th	Craig Crnich, DE, Idaho Oakland Raiders
16th	Gary Gorrel, LB, Boise State Buffalo Bills Randy Hinckel, DB, Montana St. Minnesota Vikings
17th	Jim Meeks, DB, Boise State Detroit Lions

## 1977 (2)

Rd	Name
3rd	Rick Scribner, G, Idaho State Green Bay Packers
4th	John Yarno, C, Idaho Seattle Seahawks

## 1978 (3)

Rd	Name
8th	Terry Falcon, G, Montana New England Patriots
10th	Tom Jurich, K, No. Arizona Pittsburgh Steelers
12th	Lee Washburn, G, Montana St. Dallas Cowboys

## 1979 (4)

Rd	Name
3rd	Jon Borchardt, OT, Montana St. Buffalo Bills
7th	Larry Polowski, LB, Boise St. Seattle Seahawks
8th	Willie Beamon, LB, Boise St. New York Jets
10th	Allan Clark, RB, No. Arizona New England Patriots

## 1980 (3)

Rd	Name
6th	Mark McNeal, DT, Idaho Seattle Seahawks
7th	Stuart Dodds, FS/P, Montana St. San Diego Chargers
9th	Guy Bingham, C, Montana New York Jets

## 1981 (4)

Rd	Name
2nd	David Hughes, RB, Boise St. Seattle Seahawks
5th	Eric Sanders, OT, Nevada Atlanta Falcons
10th	Gregg Gerken, LB, No. Arizona Baltimore Colts Frank Hawkins, RB, Nevada Oakland Raiders

## 1982 (9)

Rd	Name
4th	Rick Woods, SS, Boise State Pittsburgh Steelers
6th	Mike Machurek, QB, Idaho St. Detroit Lions
7th	John Schantner, LB, No. Arizona Washington Redskins Tom Coombs, TE, Idaho New York Jets
8th	Case DeBruijn, P/K, Idaho St. Kansas City Chiefs
9th	Randy Trautman, DT, Boise St. Washington Redskins Rocky Klever, RB, Montana New York Jets
11th	Russell Davis, RB, Idaho Cincinnati Bengals
12th	Rich Burtness, OG, Montana Dallas Cowboys

## 1983 (7)

Rd	Name
3rd	Charles Mann, DT, Nevada Washington Redskins
7th	Sam Merriman, LB, Idaho Jeff Turk, DB, Boise State Atlanta Falcons
8th	John Rade, LB, Boise State Atlanta Falcons
11th	Dan Taylor, OT, Idaho State Dallas Cowboys
12th	Jim Lane, C, Idaho State Detroit Lions Scott Lindquist, QB, No. Arizona Los Angeles Raiders

## 1984 (5)

Rd	Name
2nd	Pete Mandley, WR, No. Arizona Detroit Lions
7th	Sam Slater, OT, Weber State Seattle Seahawks
10th	Kurt Vestman, TE, Idaho Chicago Bears Brian Salonen, DT, Montana Dallas Cowboys
12th	Michael Bourgeois, DT, Boise St. New Orleans Saints

## 1985 (2)

Rd	Name
7th	Mark Fellows, LB, Montana St. San Diego Chargers
9th	Bob Otto, DT, Idaho State Seattle Seahawks

## 1986 (5)

Rd	Name
2nd	Markus Koch, DT, Boise State Washington Redskins
3rd	Patrick Hunter, DB, Nevada Seattle Seahawks

7th	Jon Francis, RB, Boise State New York Giants
8th	Kevin Hudgens, DE, Idaho St. Atlanta Falcons
12th	Eric Yarber, WR, Idaho Washington Redskins

## 1987 (9)

Rd	Name
5th	Tom Gibson, DT, No. Arizona New England Patriots Henry Rollng, LB, Nevada Tampa Bay Buccaneers
6th	Lance Sellers, LB, Boise St. Miami Dolphins
8th	Mike Rice, P, Montana New York Jets
10th	Merril Hoge, RB, Idaho State Pittsburgh Steelers Dave Smith, LB, No. Arizona Los Angeles Rams Jim Ellis, LB, Boise State Los Angeles Raiders
11th	Brent Pease, QB, Montana Minnesota Vikings Kirk Timmer, LB, Montana St. New York Jets

## 1988 (3)

Rd	Name
7th	Mike Haynes, WR, No. Arizona Atlanta Falcons
8th	Larry Clarkson, OT, Montana San Francisco
9th	Pat Foster, DT, Montana Los Angeles Rams

## 1989 (9)

Rd	Name
1st	Shawn Collins, WR, No. Arizona Atlanta Falcons
4th	Jeff Carlson, QB, Weber St. Los Angeles Rams
5th	Darren Carrington, DB, No. Arizona Denver Broncos
6th	Marvin Washington, DE, Idaho New York Jets Jeff Mickel, OT, E. Washington Minnesota Vikings
8th	Charvez Foger, RB, Nevada Dallas Cowboys
9th	Patrick Egu, RB, Nevada Tampa Bay Buccaneers
10th	Mark Schlereth, OG, Idaho Washington Redskins
11th	Herb Duncan, DB, No. Arizona Tampa Bay Buccaneers

## 1990 (5)

Rd	Name
6th	John Friesz, QB, Idaho San Diego Chargers

# IN THE NFL DRAFT

6th Frank Pollack, OT, No. Arizona  
San Francisco 49ers  
9th Darrell Jordan, LB, No. Arizona  
Atlanta Falcons  
12th David Land, RB, No. Arizona  
Los Angeles Rams  
Demetrius Davis, TE, Nevada  
Los Angeles Raiders

## 1991 (2)

**Rd Name**  
7th Bernard Ellison, DB, Nevada  
Kansas City Chiefs  
9th Treamelle Taylor, WR, Nevada  
Tampa Bay Buccaneers

## 1992 (4)

**Rd Name**  
5th Frank Robinson, DB, Boise St.  
Denver Broncos  
7th Corey Widmer, DT, Montana St.  
New York Giants  
Kurt Schulz, E. Washington  
Buffalo Bills  
9th Larry Stayner, TE, Boise State  
Seattle Seahawks

## 1993 (1)

**Rd Name**  
4th Jeff Robinson, DE, Idaho  
Denver Broncos

## 1994 (4)

**Rd Name**  
4th Doug Nussmeier, QB, Idaho  
New Orleans Saints  
5th Trent Pollard, OT, E. Washington  
Cincinnati Bengals  
6th Kimo vonOelhoffen, DT, Boise St.  
Cincinnati Bengals  
7th Sean Hill, DB, Montana St.  
Miami Dolphins

## 1995 (2)

**Rd Name**  
2nd Scott Gragg, OL, Montana  
New York Giants  
5th Tau Tupua, DT, Weber State  
Cleveland Browns

## 1996 (4)

**Rd Name**  
4th Jeff Lewis, QB, No. Arizona  
Denver Broncos  
5th Rayna Stewart, DB, No. Arizona  
Houston Oilers  
5th Tom Ackerman, OG, E. Washington  
New Orleans Saints  
6th Jim Mills, OT, Idaho  
San Diego Chargers

## 1997 (3)

**Rd Name**  
5th Paul Bradford, CB, Portland St.  
San Diego Chargers  
6th Daimon Shelton, RB, Sac, St.  
Jacksonville Jaguars

7th Tony Corbin, QB, Sacramento St.  
San Diego Chargers

## 1998 (1)

**Rd Name**  
7th Cam Quayle, TE, Weber State  
Baltimore Ravens

## 1999 (3)

**Rd Name**  
2nd Scott Shields, DB, Weber St.  
Pittsburgh Steelers  
4th Anthony Parker, DB, Weber St.  
San Francisco 49ers  
6th Scott Curry, OL, Montana  
Green Bay

## 2000 (None)

## 2001 (2)

**Rd Name**  
5th Ray Perryman, DB, No. Arizona  
Oakland Raiders  
6th Francis St.Paul, WR, No. Arizona  
St. Louis Rams

## 2002 (3)

**Rd Name**  
4th John Taylor, DE, Montana St.  
Detroit Lions  
5th Terry Charles, WR, Portland St.  
San Diego Chargers  
6th Lamont Brightful, WR,  
Eastern Washington  
Baltimore Ravens

## 2003 (2)

**Rd Name**  
5th Dan Curley, TE, E. Washington  
St. Louis Rams  
6th Eddie Johnson, P, Idaho State  
Minnesota Vikings

## 2004 (5)

**Rd Name**  
3rd Joey Thomas, CB, Montana St.  
Green Bay Packers  
4th Jared Allen, DE, Idaho State  
Kansas City Chiefs  
6th Marko Cavka, OT, Sacramento St.  
New York Jets  
6th Clarence Moore, WR, N. Arizona  
Baltimore Ravens  
6th Dylan McFarland, OT, Montana  
Buffalo Bills

## 2005 (3)

**Rd Name**  
2nd Michael Roos, OT, E. Washington  
Tennessee Titans  
5th Justin Green, FB, Montana  
Baltimore Ravens  
7th Paul Ernster, P, N. Arizona  
Denver Broncos

## 2006 (2)

**Rd Name**  
3rd Paul McQuistan, OT, Weber St.  
Oakland Raiders  
7th Pat McQuistan, OT, Weber St.  
Dallas Cowboys

## 2007 (1)

**Rd Name**  
6th Adam Hayward, LB, Portland St.  
Tampa Bay Buccaneers

## 2008 (3)

**Rd Name**  
4th David Hale, OL, Weber State  
Baltimore Ravens  
5th Kroy Biermann, OLB, Montana  
Atlanta Falcons  
6th Lex Hilliard, RB, Montana  
Miami Dolphins

## 2009 (1)

**Rd Name**  
7th JD Folsom, LB, Weber State  
Miami Dolphins

## 2010 (3)

**Rd Name**  
6 Shann Schillinger, S, Montana  
Atlanta Falcons  
7 Marc Mariani, WR, Montana  
Tennessee Titans  
7 Tim Toone, WR/Ret, Weber State  
Detroit Lions

## 2011 (4)

**Rd Name**  
4 Taiwan Jones, RB, E. Washington  
Oakland Raiders  
4 Julius Thomas, TE, Portland St.  
Denver Broncos  
7 Jimmy Wilson, DB, Montana  
Miami Dolphins  
7 Mike Person, OT, Montana St.  
San Francisco 49ers

## NFL DRAFT BY BIG SKY TEAM

Below is a list of Big Sky Schools and the number of players from those schools drafted by NFL teams when the programs were in the Big Sky Conference:

*Idaho	37
Weber State	34
Montana	30
*Boise State	29
Northern Arizona	23
Montana State	22
Idaho State	21
*Nevada	10
Eastern Washington	8
Sacramento State	3
Portland State	4
*No longer a league member	